



US00D782967S

(12) **United States Design Patent**  
**Nagamoto**

(10) **Patent No.:** **US D782,967 S**

(45) **Date of Patent:** **\*\* Apr. 4, 2017**

(54) **TREAD OF AN AUTOMOBILE TIRE**

(71) Applicant: **BRIDGESTONE CORPORATION**,  
Tokyo (JP)

(72) Inventor: **Shoko Nagamoto**, Tokyo (JP)

(73) Assignee: **BRIDGESTONE CORPORATION**,  
Tokyo (JP)

(\*\*) Term: **15 Years**

(21) Appl. No.: **29/551,366**

(22) Filed: **Jan. 13, 2016**

(30) **Foreign Application Priority Data**

Jul. 14, 2015 (JP) ..... 2015-015634

(51) **LOC (10) Cl.** ..... **12-15**

(52) **U.S. Cl.**  
USPC ..... **D12/588; D12/602**

(58) **Field of Classification Search**  
USPC ..... D12/568-604, 900  
CPC ..... B60C 1/0016; B60C 11/0306; B60C  
11/0302; B60C 3/06; B60C 9/17  
See application file for complete search history.

(56) **References Cited**

**U.S. PATENT DOCUMENTS**

D615,481 S	*	5/2010	Gomez	.....	D12/588
D616,356 S	*	5/2010	Ohara	.....	D12/588
D647,035 S	*	10/2011	Brown	.....	D12/588
D662,456 S	*	6/2012	Corsi	.....	D12/588
D675,560 S	*	2/2013	Kato	.....	D12/590

D686,973 S	*	7/2013	Otani	.....	D12/588
D719,907 S	*	12/2014	Ohara	.....	D12/588
D732,465 S	*	6/2015	Yamada	.....	D12/588
D738,294 S	*	9/2015	Koog	.....	D12/584
D751,494 S	*	3/2016	Nobunaga	.....	D12/588
D761,194 S	*	7/2016	Dixon	.....	D12/600

\* cited by examiner

*Primary Examiner* — Robert M Spear

*Assistant Examiner* — John Voytek

(74) *Attorney, Agent, or Firm* — Sughrue Mion, PLLC

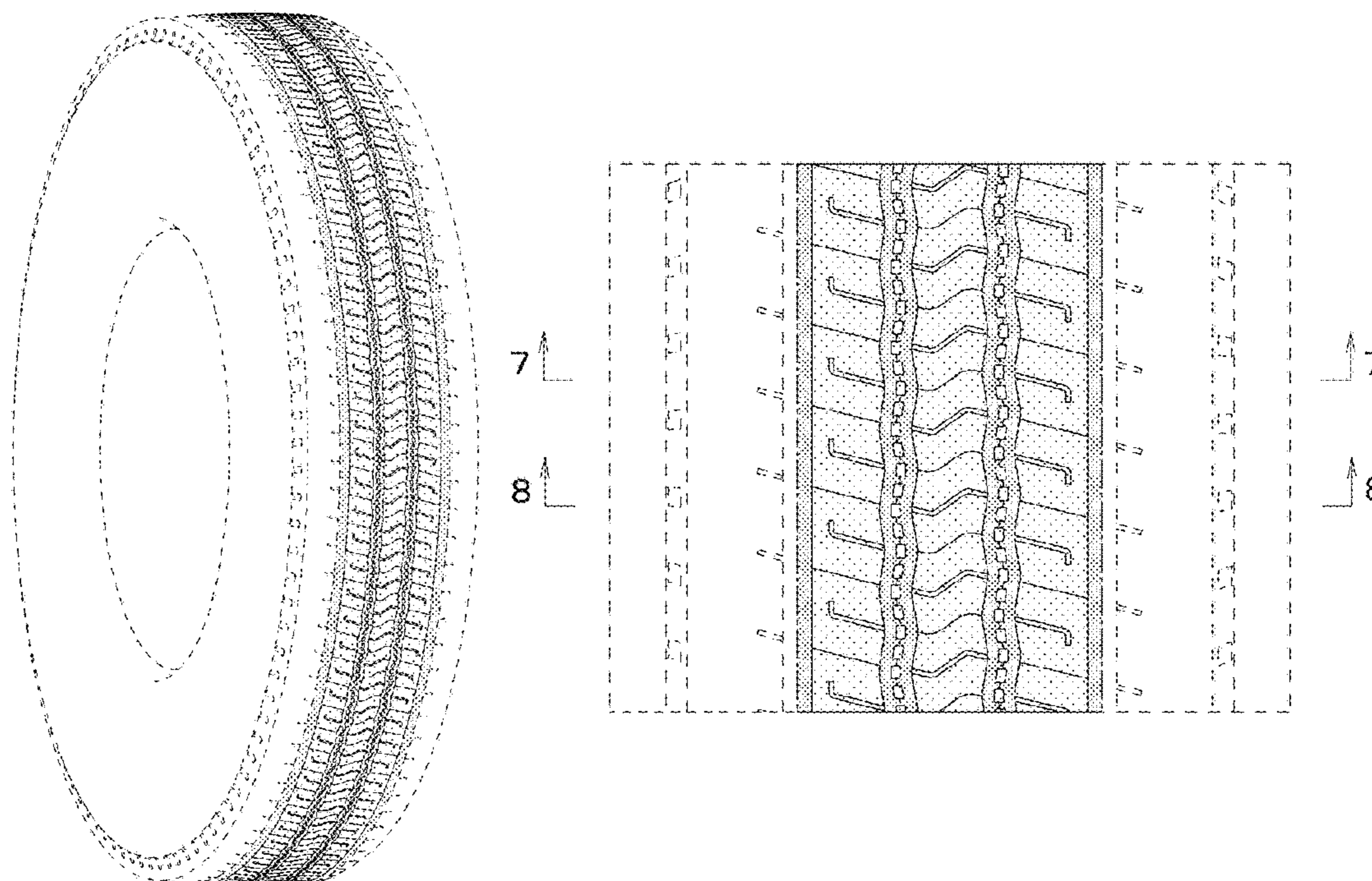
(57) **CLAIM**

The ornamental design for a tread of an automobile tire, as shown and described.

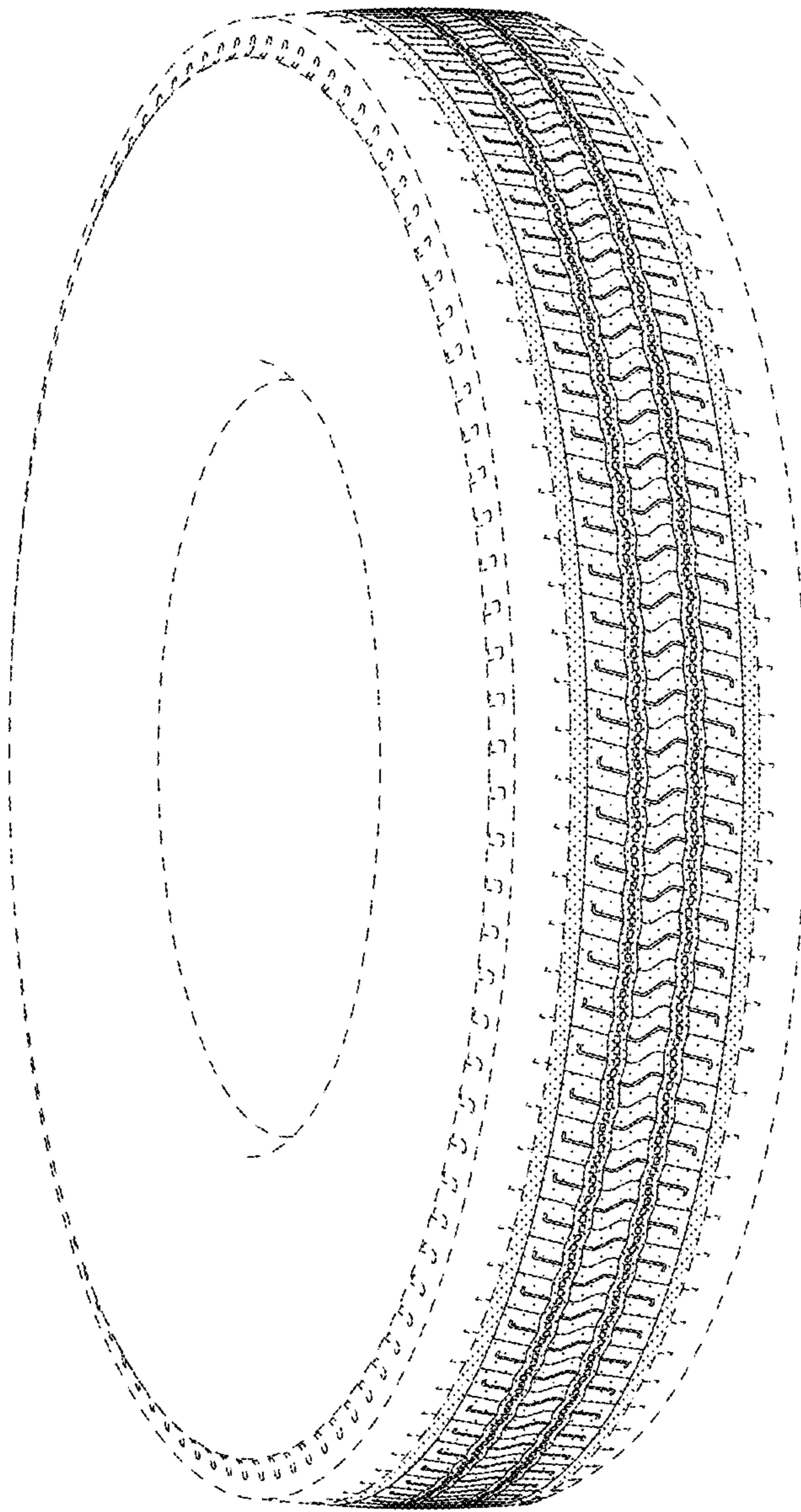
**DESCRIPTION**

FIG. 1 is a perspective view of a tread of an automobile tire showing my design;  
 FIG. 2 is a front view thereof;  
 FIG. 3 is a right side view thereof;  
 FIG. 4 is a left side view thereof;  
 FIG. 5 is a rear view thereof;  
 FIG. 6 is a fragmentary enlarged front view surrounded by line A-A and B-B in FIG. 2 showing the details of the tread portion thereof;  
 FIG. 7 is a sectional view taken along line 7-7 in FIG. 6; and,  
 FIG. 8 is a sectional view taken along line 8-8 in FIG. 6.  
 The broken lines are used to show portions of the tread of an automobile tire that are not being claimed, and thus form no part of the claimed design.

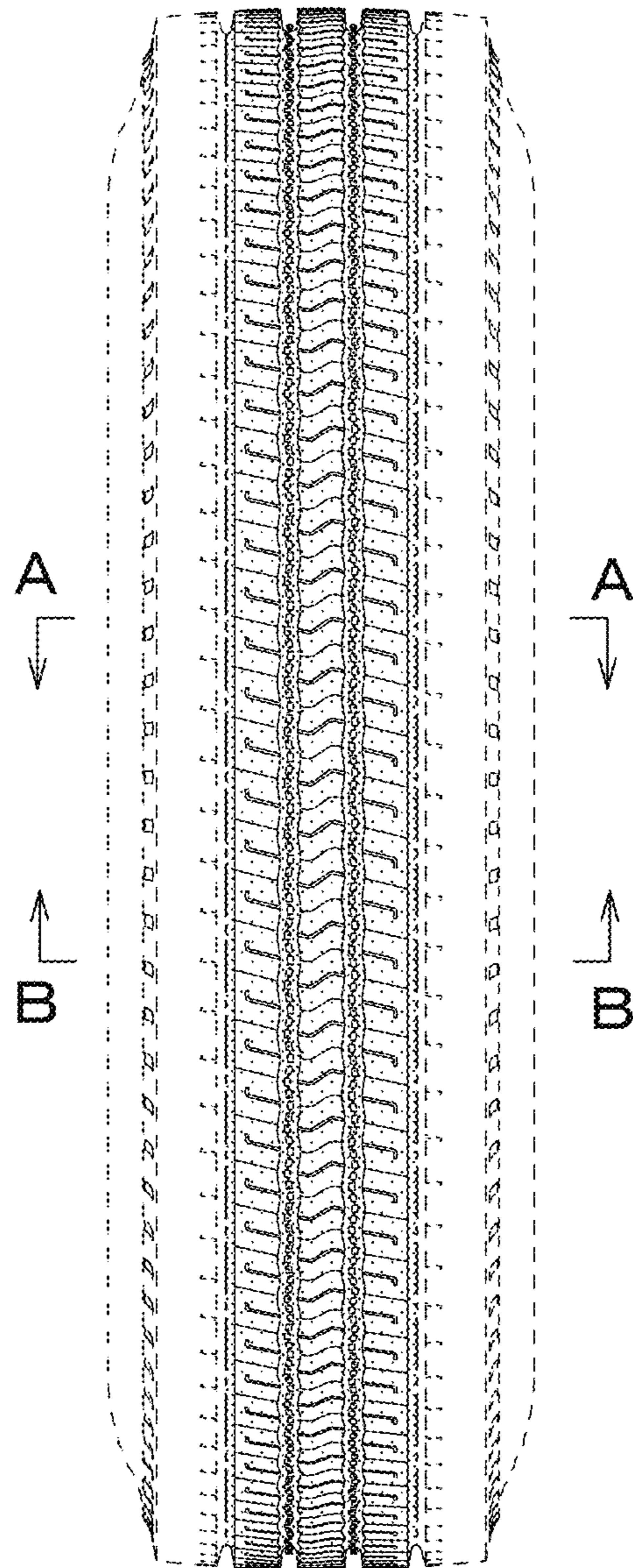
**1 Claim, 8 Drawing Sheets**



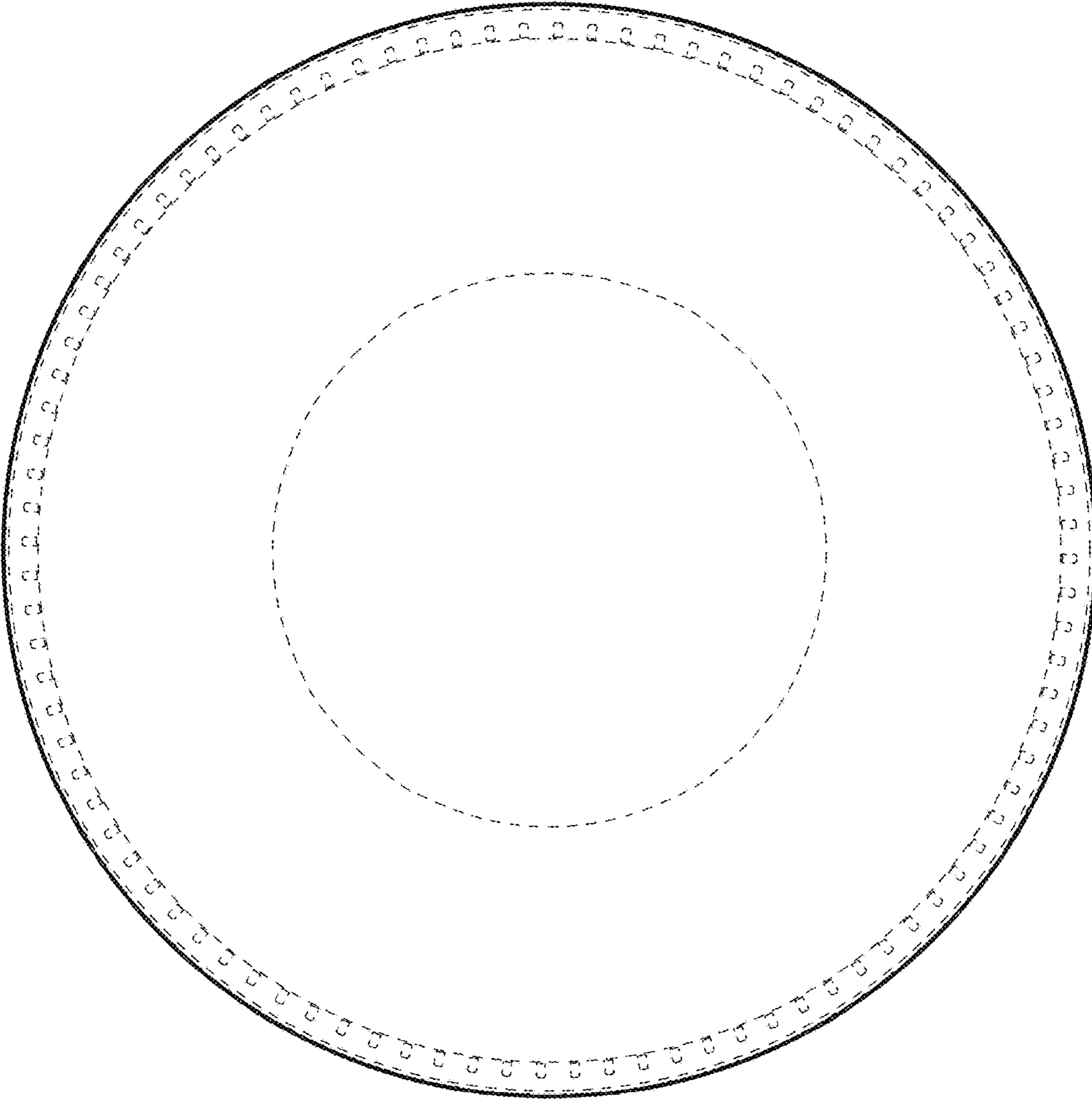
*FIG. 1*



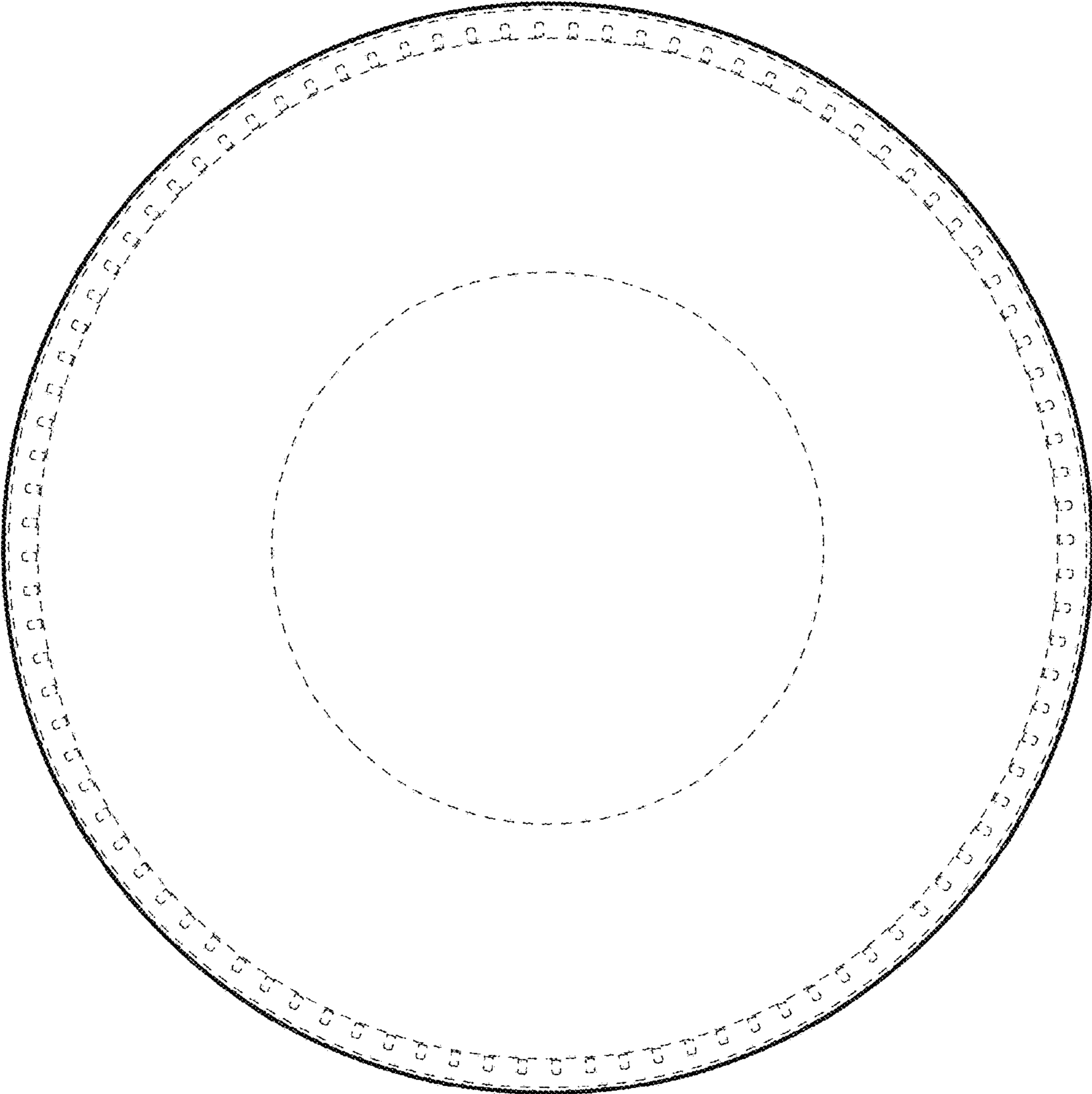
*FIG. 2*



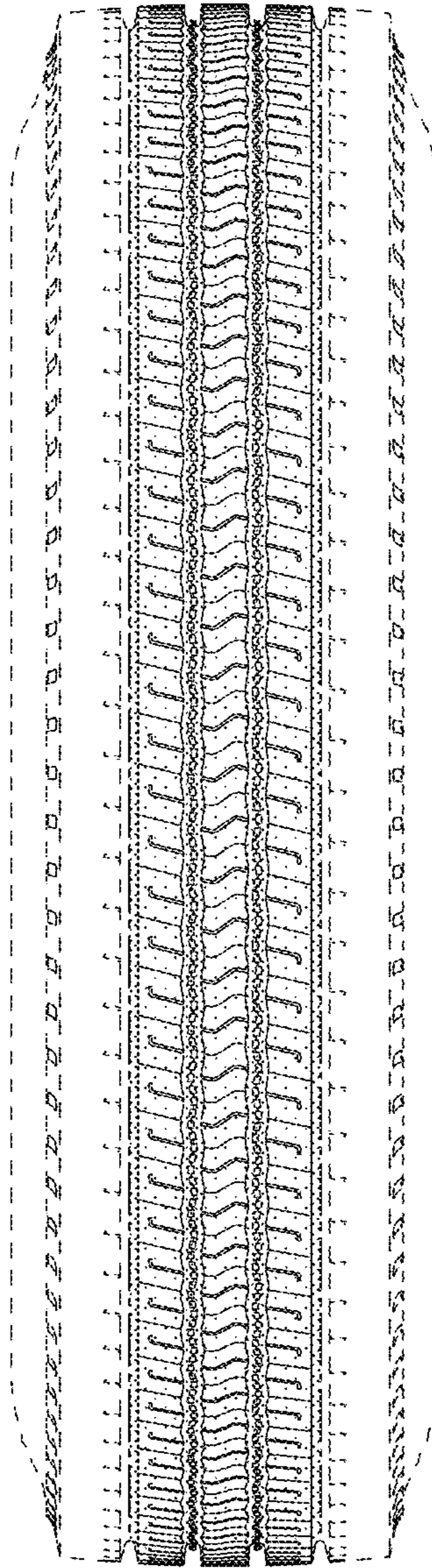
*FIG. 3*



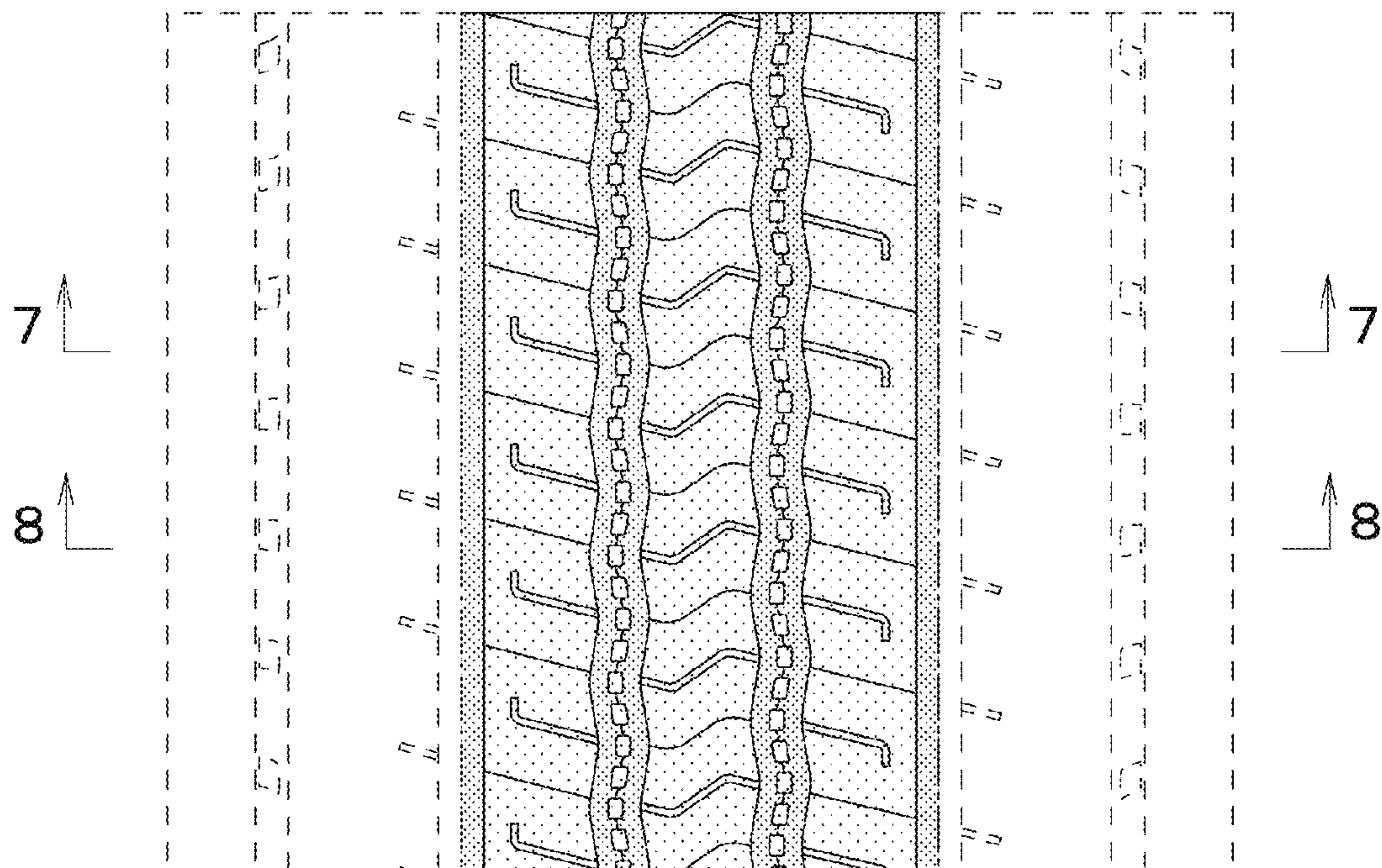
*FIG. 4*




*FIG. 5*



*FIG. 6*



*FIG. 7*





*FIG. 8*

