



US00D782965S

(12) **United States Design Patent**
Fontaine et al.

(10) **Patent No.:** **US D782,965 S**

(45) **Date of Patent:** **** Apr. 4, 2017**

- (54) **TIRE**
- (71) Applicant: **The Goodyear Tire & Rubber Company, Akron, OH (US)**
- (72) Inventors: **Sebastien Willy Fontaine, Vichten (LU); Armand Rene Gabriel Leconte, Bigonville (LU); Veronique Marie-Jose Herbeuval, Arlon (BE); Thomas Charles Pierre Roland, Luxembourg (LU)**
- (73) Assignee: **The Goodyear Tire & Rubber Company, Akron, OH (US)**
- (**) Term: **15 Years**
- (21) Appl. No.: **29/566,146**
- (22) Filed: **May 27, 2016**
- (51) **LOC (10) Cl.** **12-15**
- (52) **U.S. Cl.**
USPC **D12/584; D12/603**
- (58) **Field of Classification Search**
USPC D12/517, 518, 521, 523, 582, 583, 584, D12/585, 586, 587, 590, 900
CPC . B60C 11/03; B60C 11/0306; B60C 11/0344; B60C 11/0346; B60C 11/04
See application file for complete search history.

- D405,736 S 2/1999 Brightwell et al. D12/147
- D421,732 S 3/2000 Fierro et al. D12/146
- D426,179 S 6/2000 Fierro et al. D12/146
- D430,831 S * 9/2000 Edwards D12/585
- D444,430 S 7/2001 Welbes et al. D12/147
- D458,588 S 6/2002 Welbes D12/603
- D473,513 S 4/2003 Welbes D12/588

(Continued)

Primary Examiner — Robert M Spear
(74) *Attorney, Agent, or Firm* — Robert N. Lipsik

(57) **CLAIM**

The ornamental design for a tire, as shown and described.

DESCRIPTION

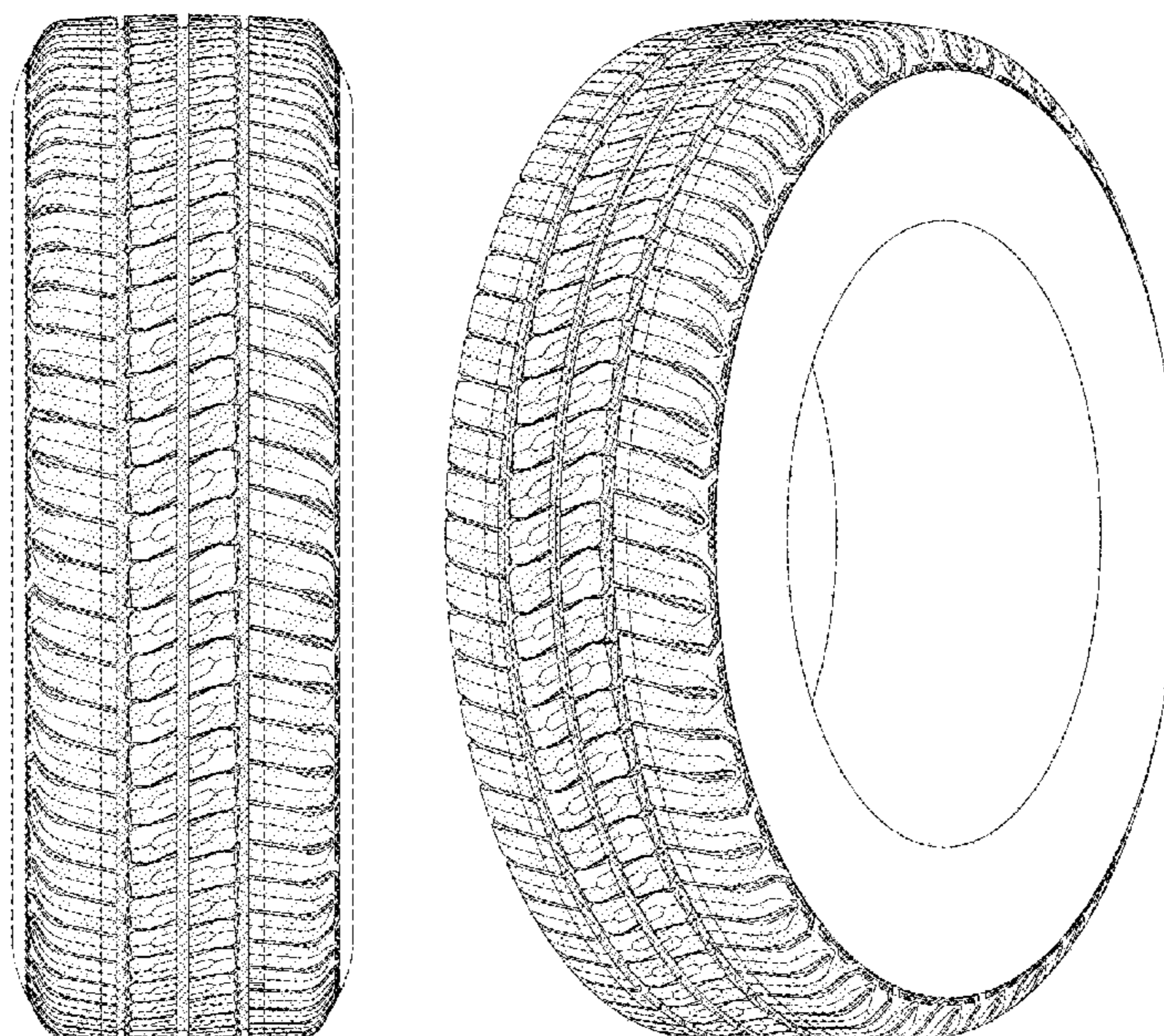
FIG. 1 is a perspective view of a tire showing our new design, it being understood that the pattern repeats uniformly throughout the circumference of the tread;
 FIG. 2 is a front elevational view thereof;
 FIG. 3 is a right side elevational view thereof; the left side elevational view being identical thereto;
 FIG. 4 is an enlarged fragmentary front elevational view thereof;
 FIG. 5 is a perspective view of a second embodiment of a tire showing our new design, it being understood that the pattern repeats uniformly throughout the circumference of the tread and that the opposite side view is identical thereto; and,
 FIG. 6 is a front elevational view of a second embodiment, it being understood that an enlarged fragmentary view thereof would be substantially identical to that shown in FIG. 4, with the exception of the inclusion of the sidewall in solid lines.
 In the drawings, the broken lines showing of the sidewall, inner bead and the peripheral boundary between the tire tread and the sidewall in FIGS. 1 through 4 depict environmental subject matter and form no part of the claimed design.

1 Claim, 6 Drawing Sheets

(56) **References Cited**

U.S. PATENT DOCUMENTS

- D380,425 S 7/1997 Brown et al. D12/146
- D380,716 S 7/1997 Brown et al. D12/147
- D383,716 S 9/1997 Brown et al. D12/147
- D394,031 S 5/1998 Galante et al. D12/147
- D398,887 S 9/1998 Brown et al. D12/146
- D399,797 S 10/1998 Bergstrom et al. D12/146



(56)

References Cited

U.S. PATENT DOCUMENTS

D534,117 S	12/2006	Welbes et al.	D12/584
D537,033 S	2/2007	Dumigan et al.	D12/602
D591,223 S	4/2009	Missik-Gaffney et al. ..	D12/584
D614,122 S *	4/2010	Seibert	D12/603
D635,916 S	4/2011	Krier	D12/588
D667,363 S	9/2012	Kudo	D12/584
D700,884 S *	3/2014	Herbeuval	D12/584

* cited by examiner

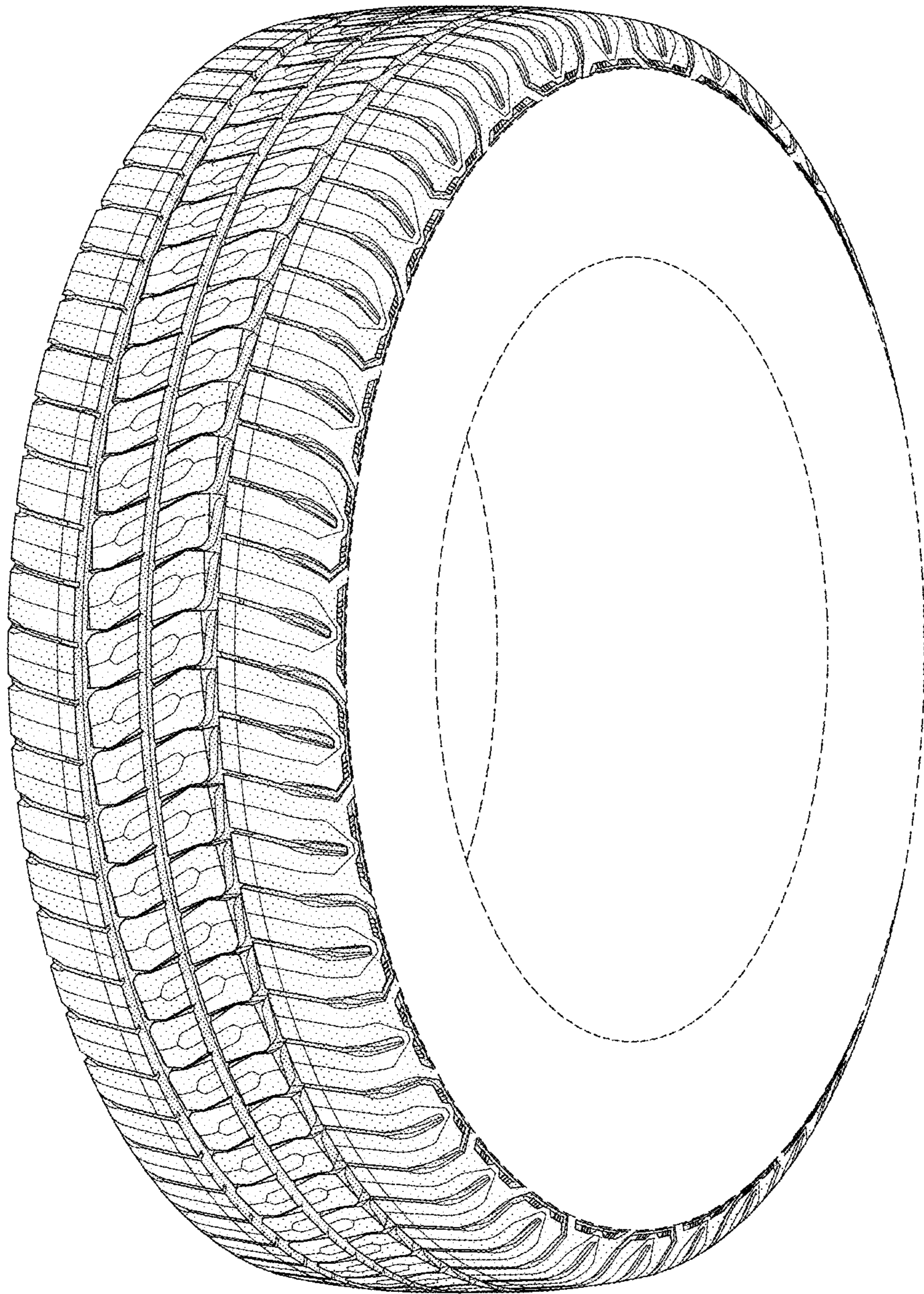


FIG-1

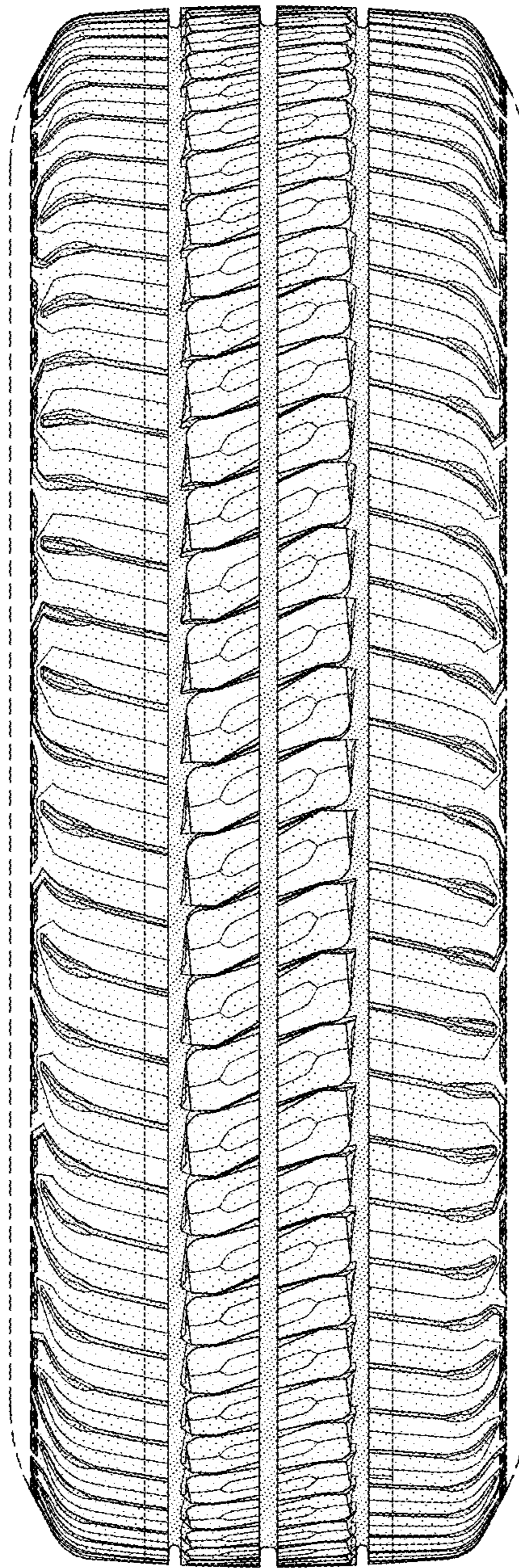


FIG-2

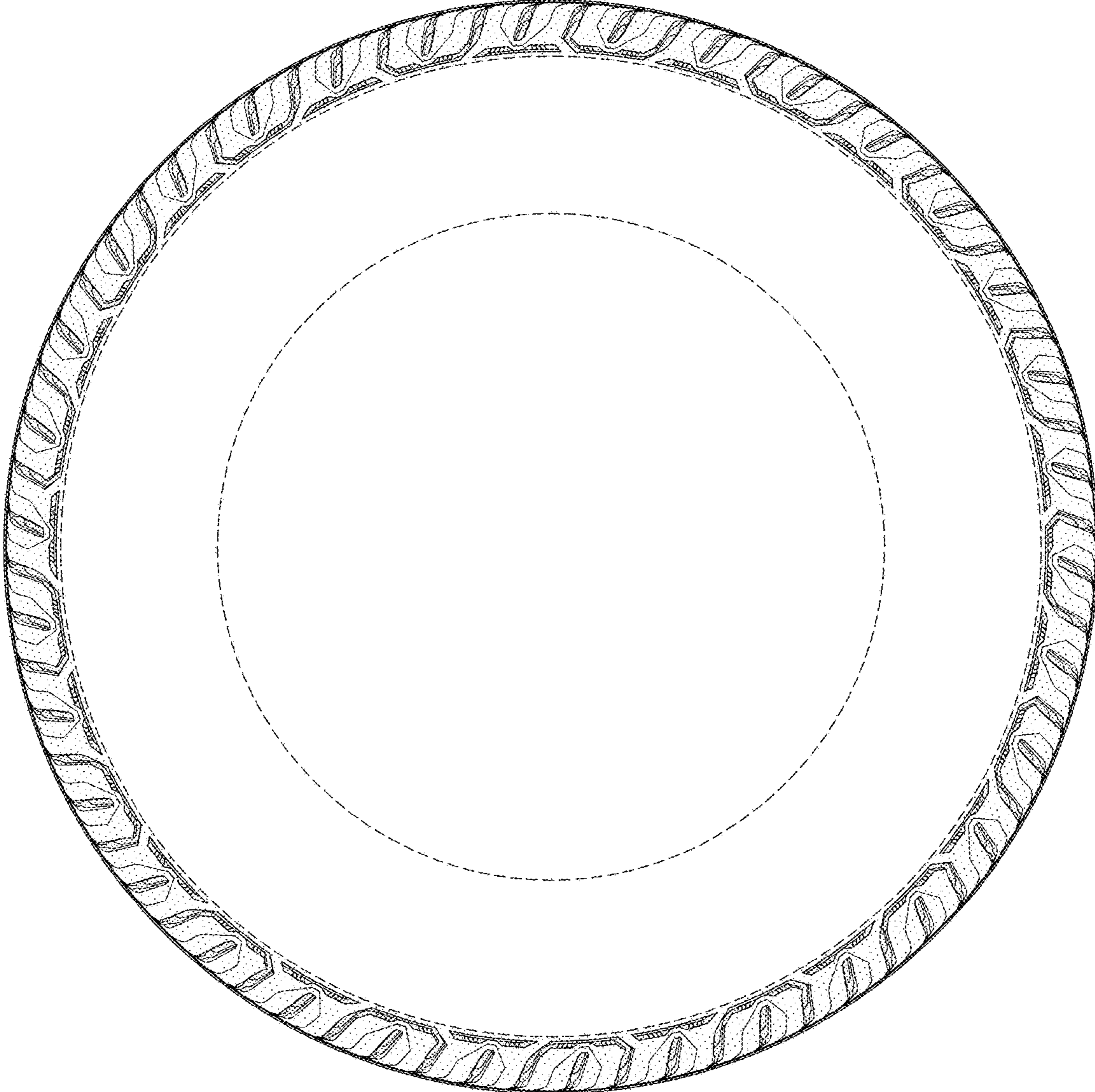


FIG-3

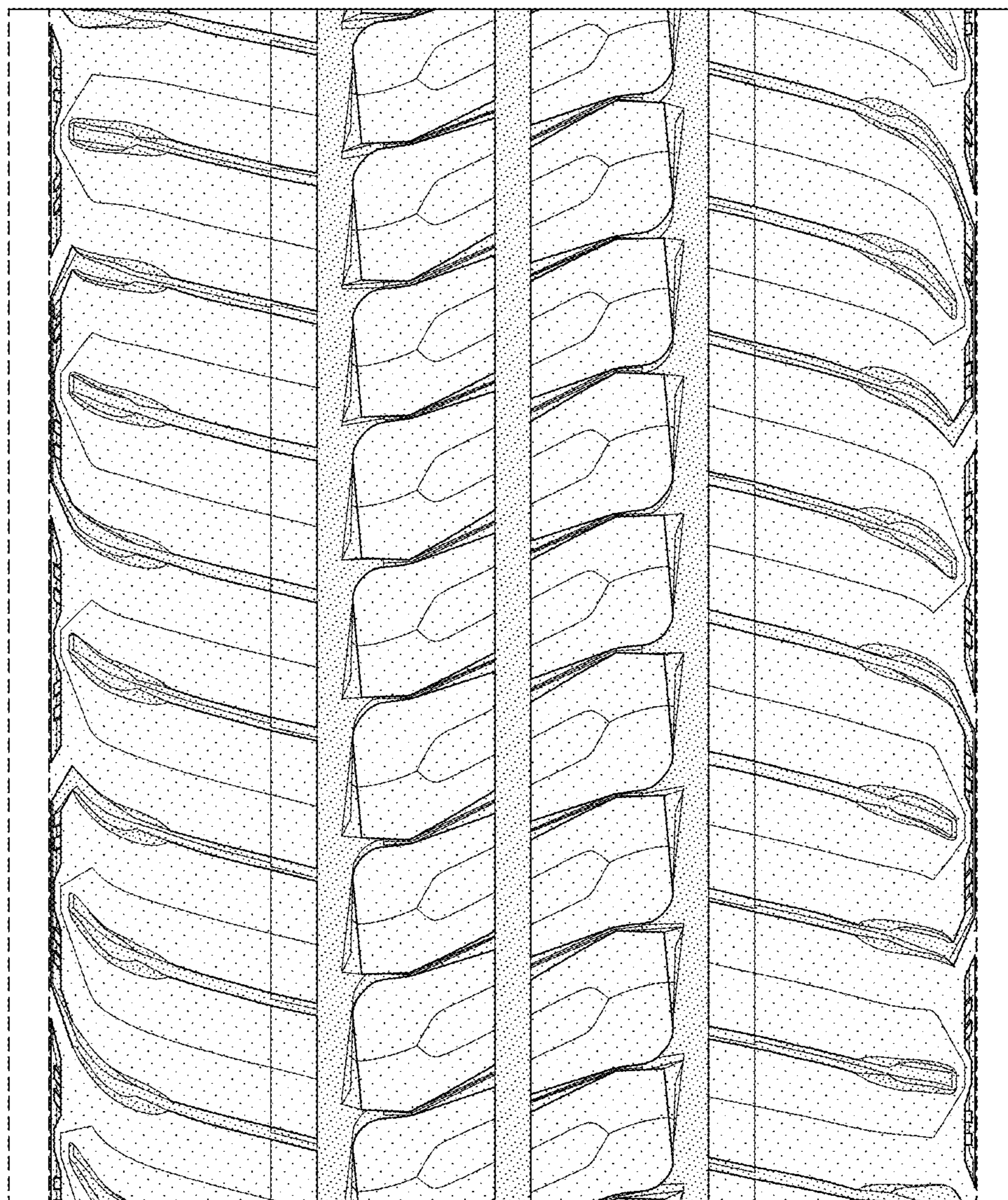


FIG-4

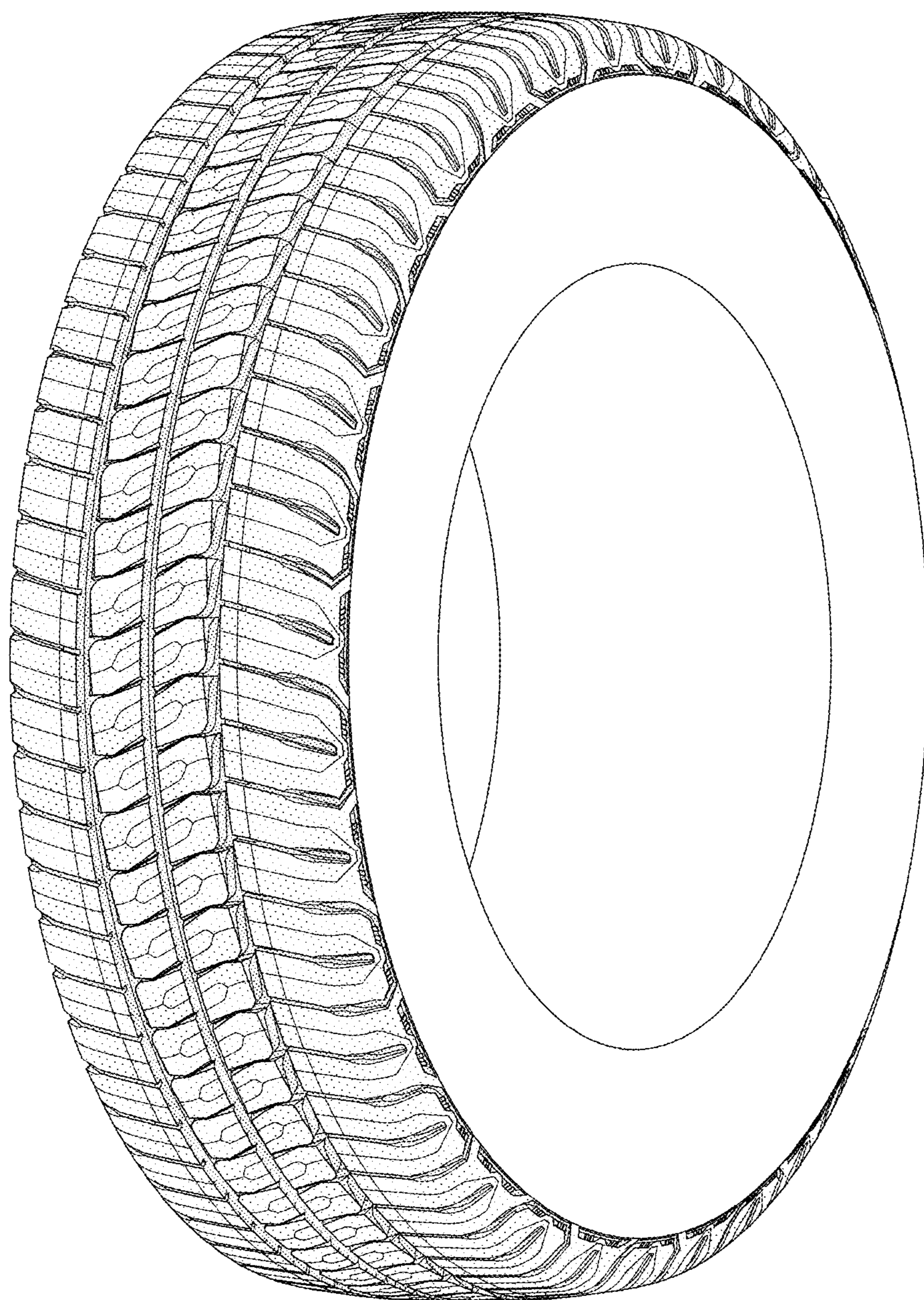


FIG-5

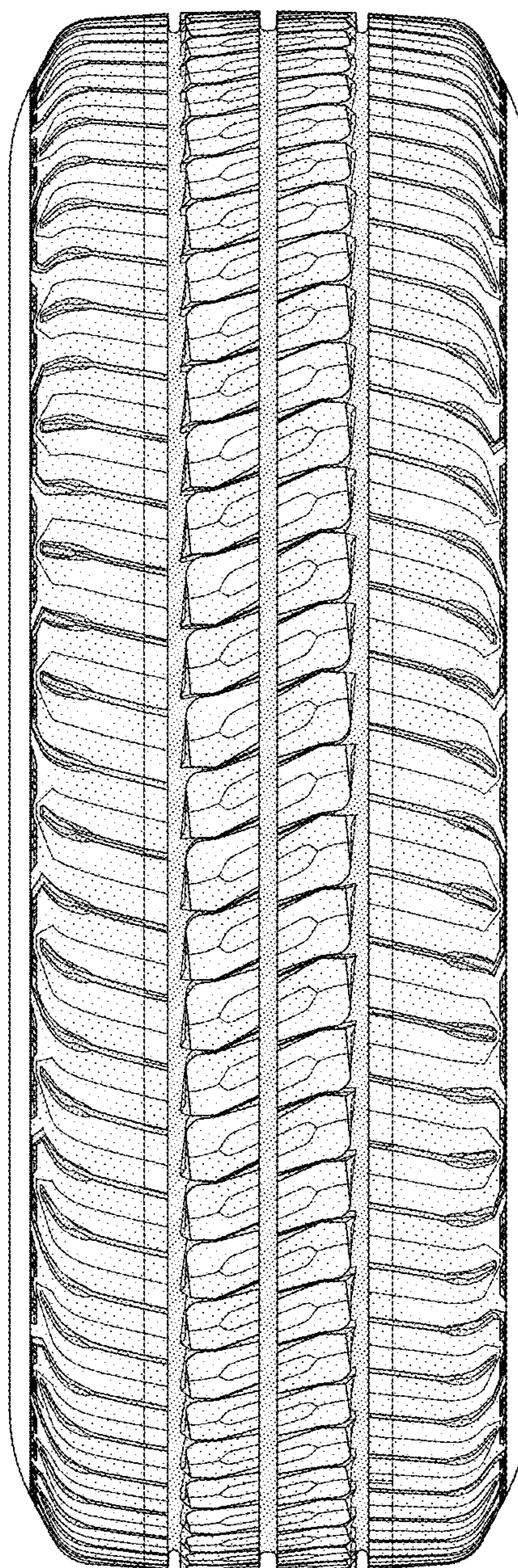


FIG-6