



US00D782961S

(12) **United States Design Patent**
Hasegawa

(10) **Patent No.:** **US D782,961 S**

(45) **Date of Patent:** **** Apr. 4, 2017**

(54) **TREAD PORTION OF AN AUTOMOBILE TIRE**

(71) Applicant: **BRIDGESTONE CORPORATION**,
Tokyo (JP)

(72) Inventor: **Tomoo Hasegawa**, Tokyo (JP)

(73) Assignee: **BRIDGESTONE CORPORATION**,
Tokyo (JP)

(**) Term: **15 Years**

(21) Appl. No.: **29/547,951**

(22) Filed: **Dec. 9, 2015**

(30) **Foreign Application Priority Data**

Jun. 10, 2015 (JP) 2015-012926

(51) **LOC (10) Cl.** **12-15**

(52) **U.S. Cl.**
USPC **D12/566; D12/588**

(58) **Field of Classification Search**
USPC 152/5, 151, 152.1, 167, 208,
152/209.1-209.28, 246, 450, 526, 527,
152/532, 535, 538, 541; D12/145,
D12/500-605, 900-901; D21/425-435,
D21/495
CPC B60C 11/00; B60C 2011/0337; B60C
2011/0339; B60C 2011/0386; B60C 3/00;
B60C 3/08; B60C 1/00; B60C 13/00;
B60C 2200/00; B60C 2200/02; B60C
2200/04; B60C 2200/06; B60C 2200/065;
B60C 2200/08; B60C 2200/10; B60C
2200/12; B60C 2200/14; B60C 7/00;
B60C 7/02; B60C 7/04; B60C 7/06;
B60C 7/08; B60C 5/00

See application file for complete search history.

(56) **References Cited**

U.S. PATENT DOCUMENTS

D264,456 S *	5/1982	Ingley	D12/536
4,456,046 A *	6/1984	Miller	B60C 11/0302 152/209.18
D274,715 S *	7/1984	Baumgardner	D12/600
D283,996 S *	5/1986	Kuramochi	D12/532
D287,236 S *	12/1986	Yonekura	D12/543
D287,349 S *	12/1986	Yonekura	D12/543
D288,080 S *	2/1987	Koyama	D12/583
D293,664 S *	1/1988	Hayakawa	D12/595
D313,211 S *	12/1990	Minamitani	D12/601

(Continued)

Primary Examiner — Manpreet Matharu

Assistant Examiner — Keith Wilson

(74) *Attorney, Agent, or Firm* — Sughrue Mion, PLLC

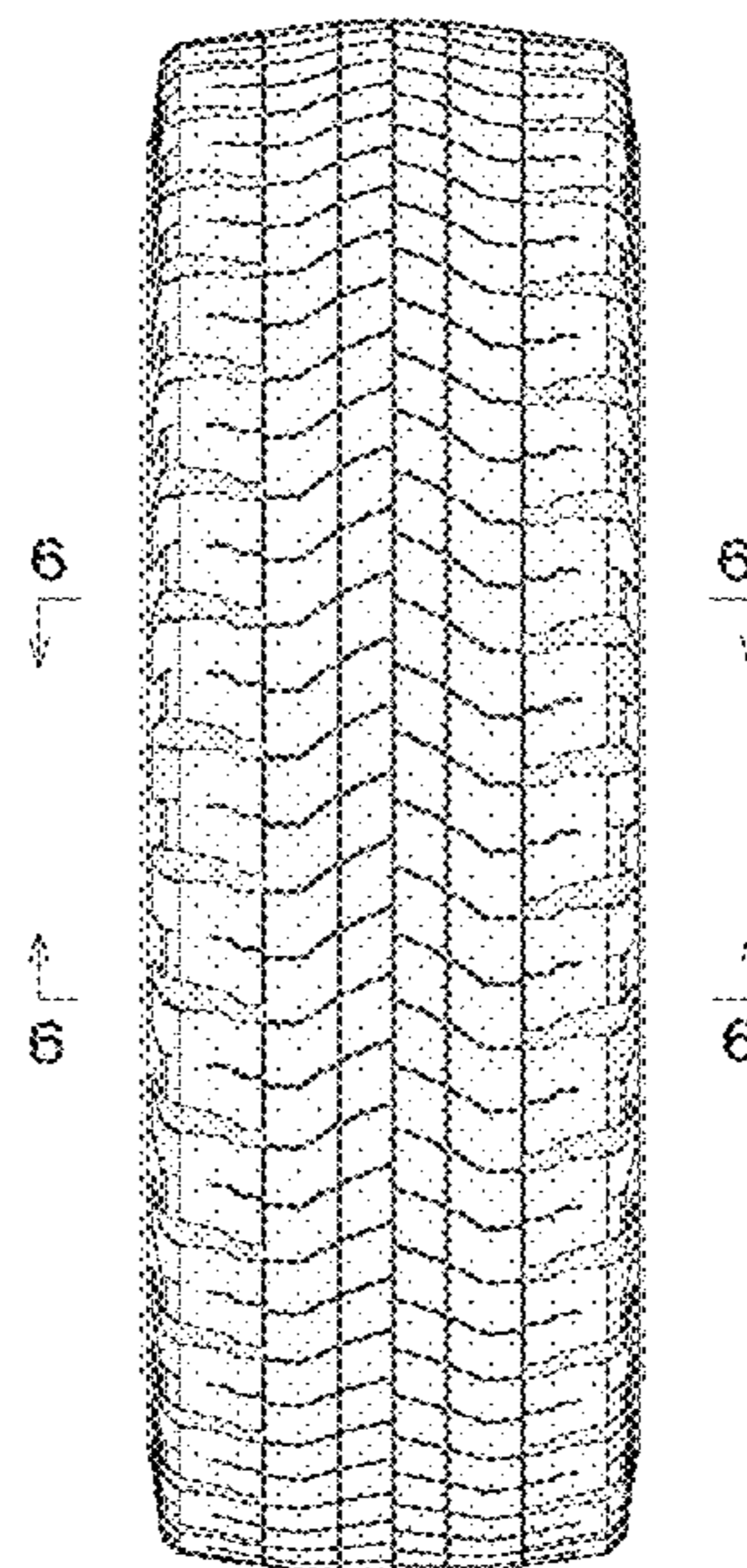
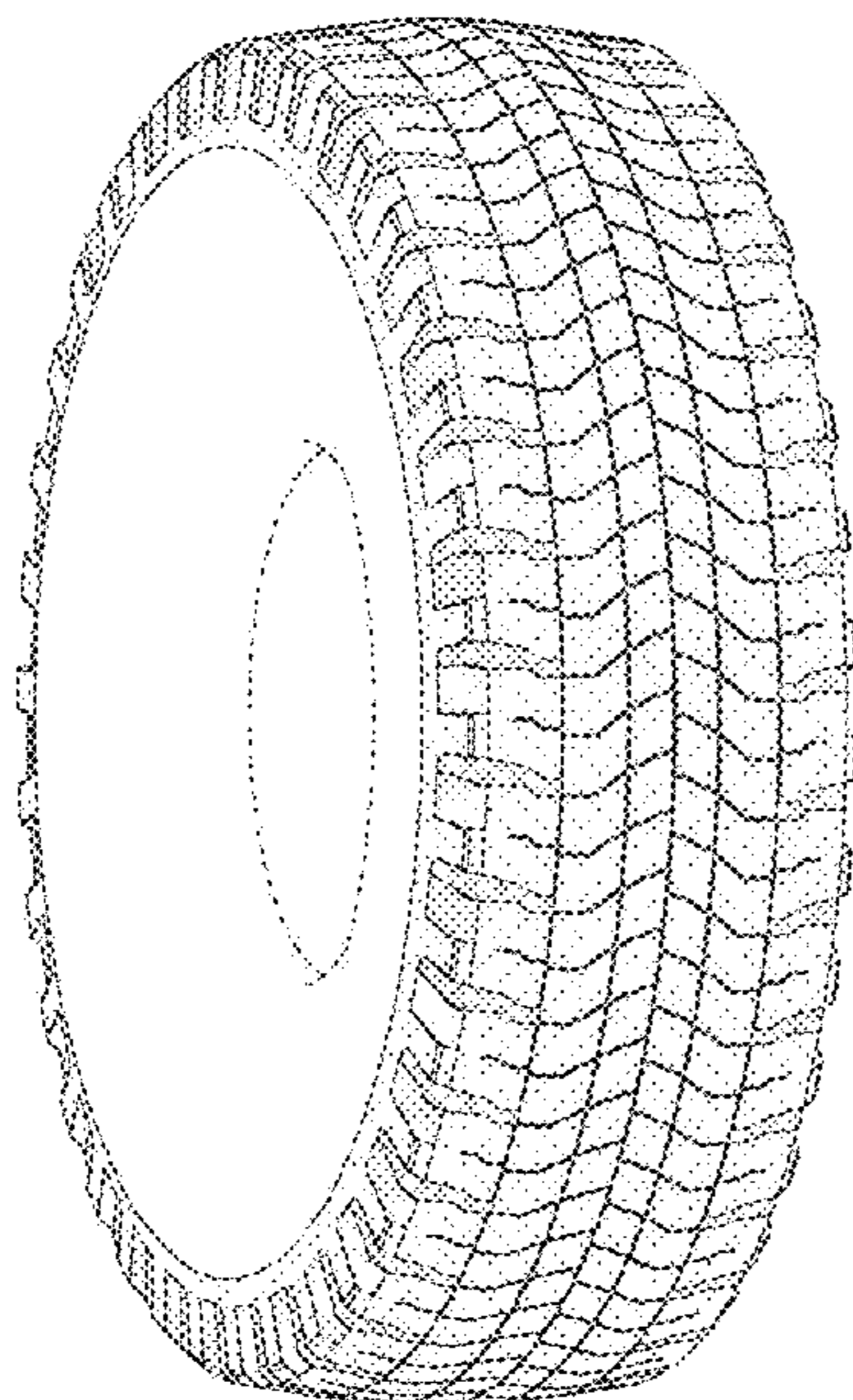
(57) **CLAIM**

The ornamental design for a tread portion of an automobile tire, as shown and described.

DESCRIPTION

FIG. 1 is a perspective view of a tread portion of an automobile tire showing my design; FIG. 2 is a front view thereof; FIG. 3 is a right side view thereof; FIG. 4 is a left side view thereof; FIG. 5 is a rear view thereof; FIG. 6 is a fragmentary enlarged front view showing the details of the tread portion surrounded by line 6 in FIG. 2; FIG. 7 is a sectional view taken along line 7-7 in FIG. 6; and, FIG. 8 is a sectional view taken along line 8-8 in FIG. 6. Broken lines in the drawing figures are intended to show portions of the tire that are not being claimed, and thus form no part of the claimed invention.

1 Claim, 8 Drawing Sheets



(56)

References Cited

U.S. PATENT DOCUMENTS

D313,212 S *	12/1990	Hamada	D12/603	D627,707 S *	11/2010	Le	D12/566
D313,213 S *	12/1990	Hamada	D12/603	D628,955 S *	12/2010	Toumni	D12/588
5,152,852 A *	10/1992	Hisamichi	B60C 11/0304	D648,264 S *	11/2011	Le et al.	D12/588
				152/209.28	D653,199 S *	1/2012	Scheuren	D12/588
5,178,699 A *	1/1993	Kakumu	B60C 11/00	D667,781 S *	9/2012	Georges	D12/588
				152/209.18	D674,739 S *	1/2013	Georges	D12/586
5,205,879 A *	4/1993	Seitz	B60C 11/11	D720,686 S *	1/2015	Koog	D12/566
				152/209.24	D725,587 S *	3/2015	Buchinger-Barnstorf	...	D12/601
D384,612 S *	10/1997	Young	D12/597	D756,293 S *	5/2016	Mathonet	D12/566
D396,675 S *	8/1998	Johenning	D12/566	D763,174 S *	8/2016	Koog	D12/568
D397,648 S *	9/1998	Allen	D12/588	D763,180 S *	8/2016	Siam	D12/588
D400,832 S *	11/1998	Dixon	D12/566	2013/0263988 A1 *	10/2013	Minoli	B60C 11/0316
D403,281 S *	12/1998	Allen	D12/601					152/209.19
D407,678 S *	4/1999	Dixon	D12/566	2014/0130949 A1 *	5/2014	Maehara	B60C 11/033
D452,199 S *	12/2001	Robert	D12/594					152/209.8
D461,162 S *	8/2002	Young	D12/595	2015/0151585 A1 *	6/2015	Fujioka	B60C 11/125
D504,865 S *	5/2005	Maziarka	D12/521					152/209.18
D522,585 S *	6/2006	Frey	D20/35	2015/0352905 A1 *	12/2015	Tanaka	B60C 11/1272
D554,053 S *	10/2007	Feider	D12/588					152/209.18
D596,559 S *	7/2009	Scheuren	D12/579	2016/0152087 A1 *	6/2016	Hayashi	B60C 11/1392
D599,731 S *	9/2009	Scheuren	D12/566					152/209.18
D606,005 S *	12/2009	Cerny	D12/544	2016/0152091 A1 *	6/2016	Yoshida	B60C 11/11
D612,325 S *	3/2010	Haga	D12/566					152/209.18
D620,430 S *	7/2010	Gillard	D12/600	2016/0185159 A1 *	6/2016	Ookawa	B60C 11/04
									152/209.18

* cited by examiner

FIG. 1

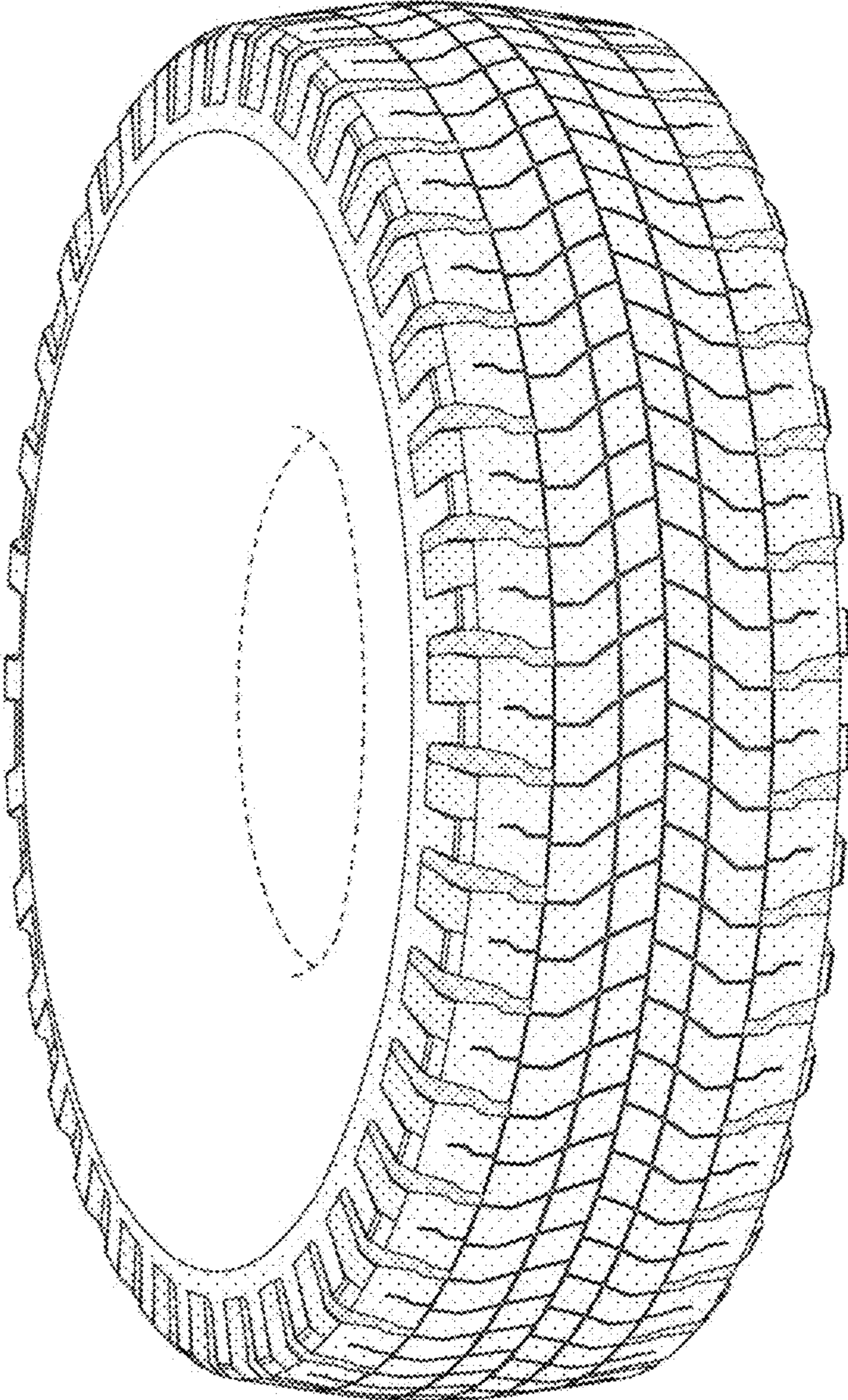


FIG. 2

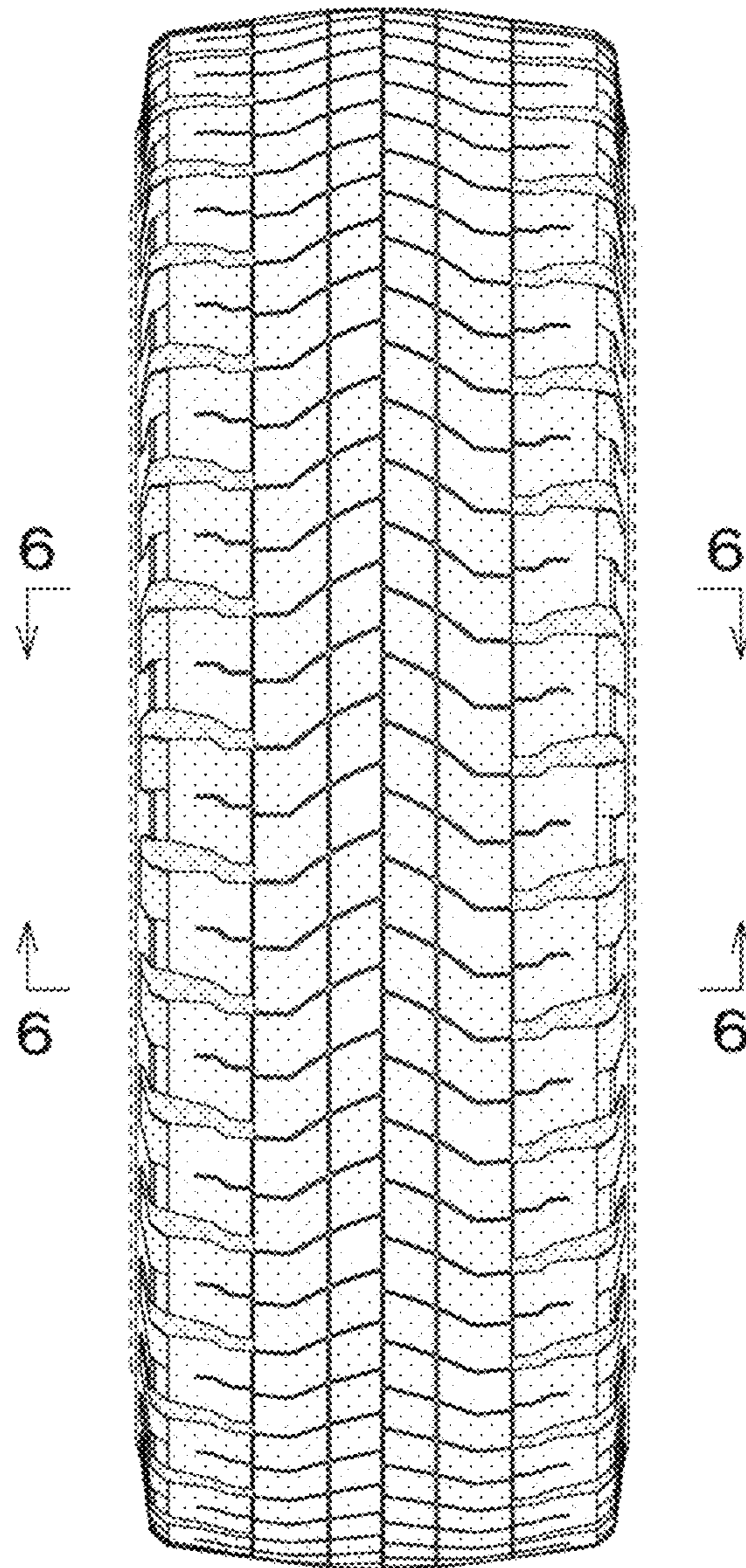


FIG. 3

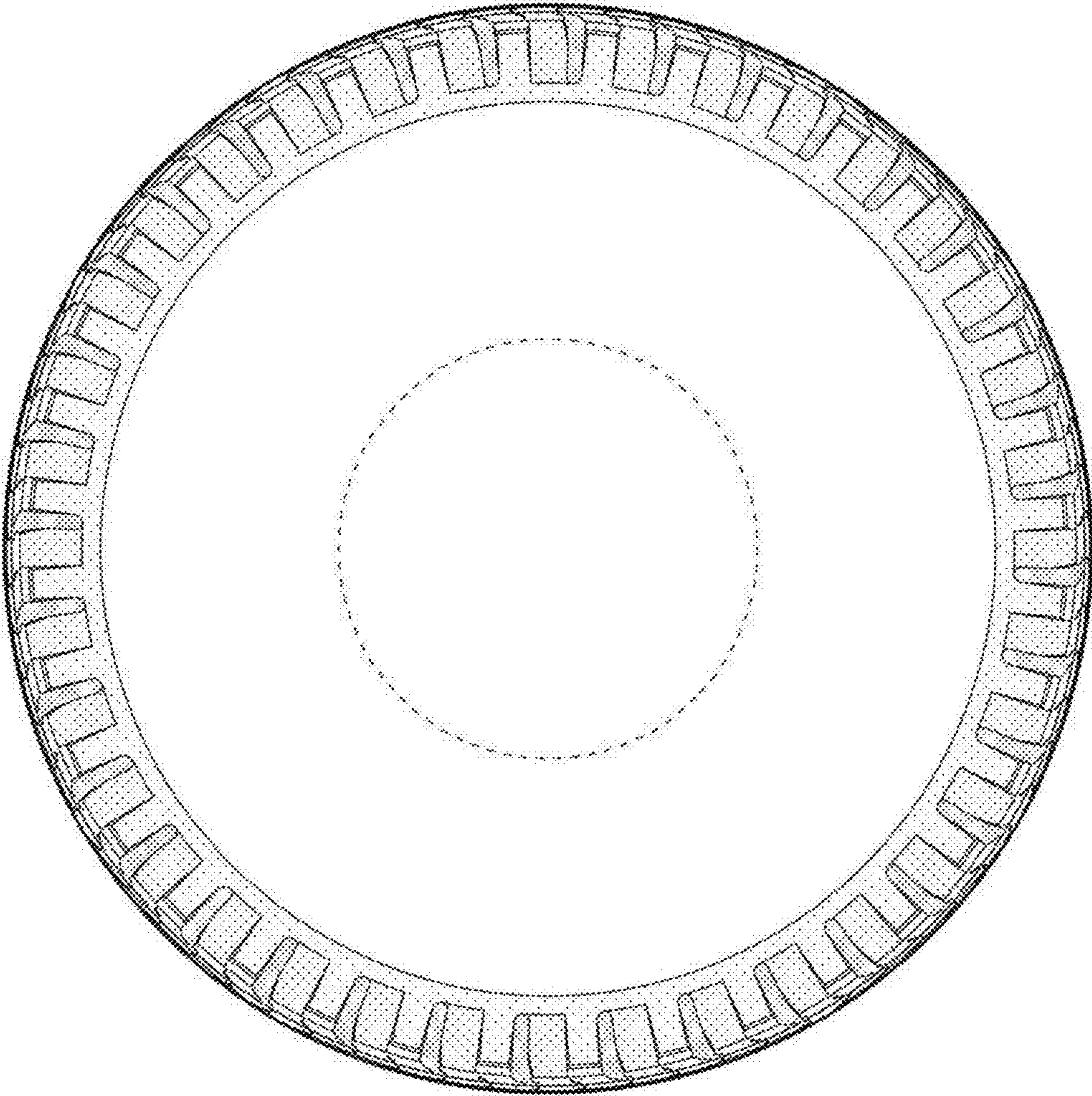


FIG. 4

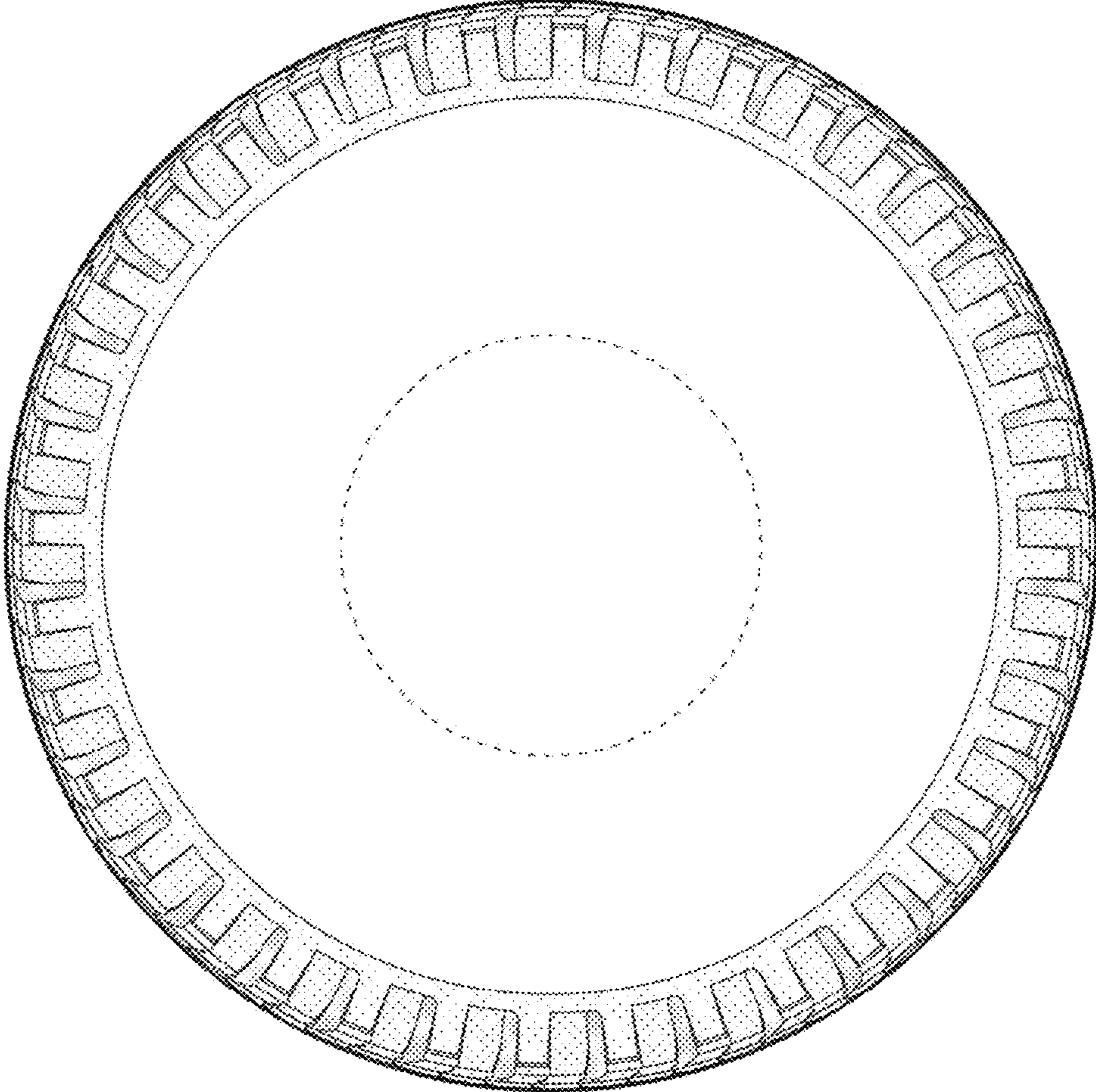


FIG. 5

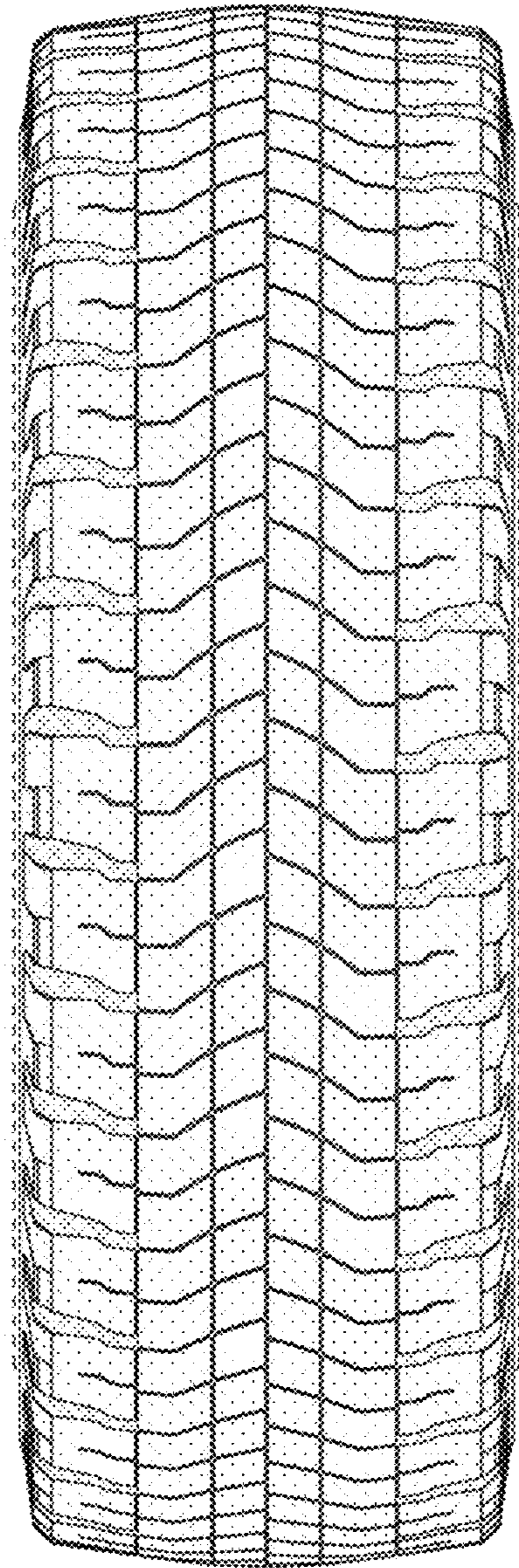


FIG. 6

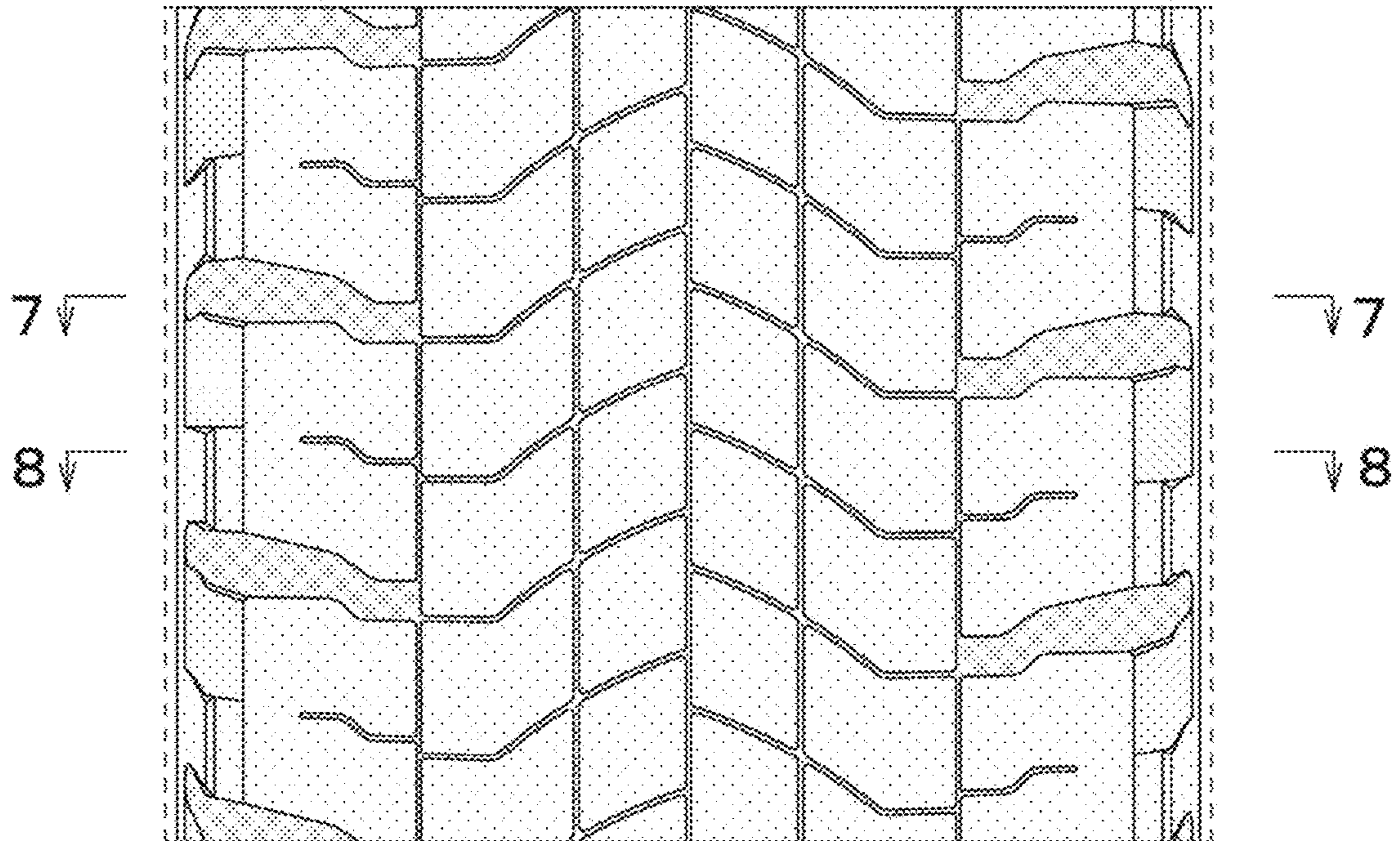


FIG. 7

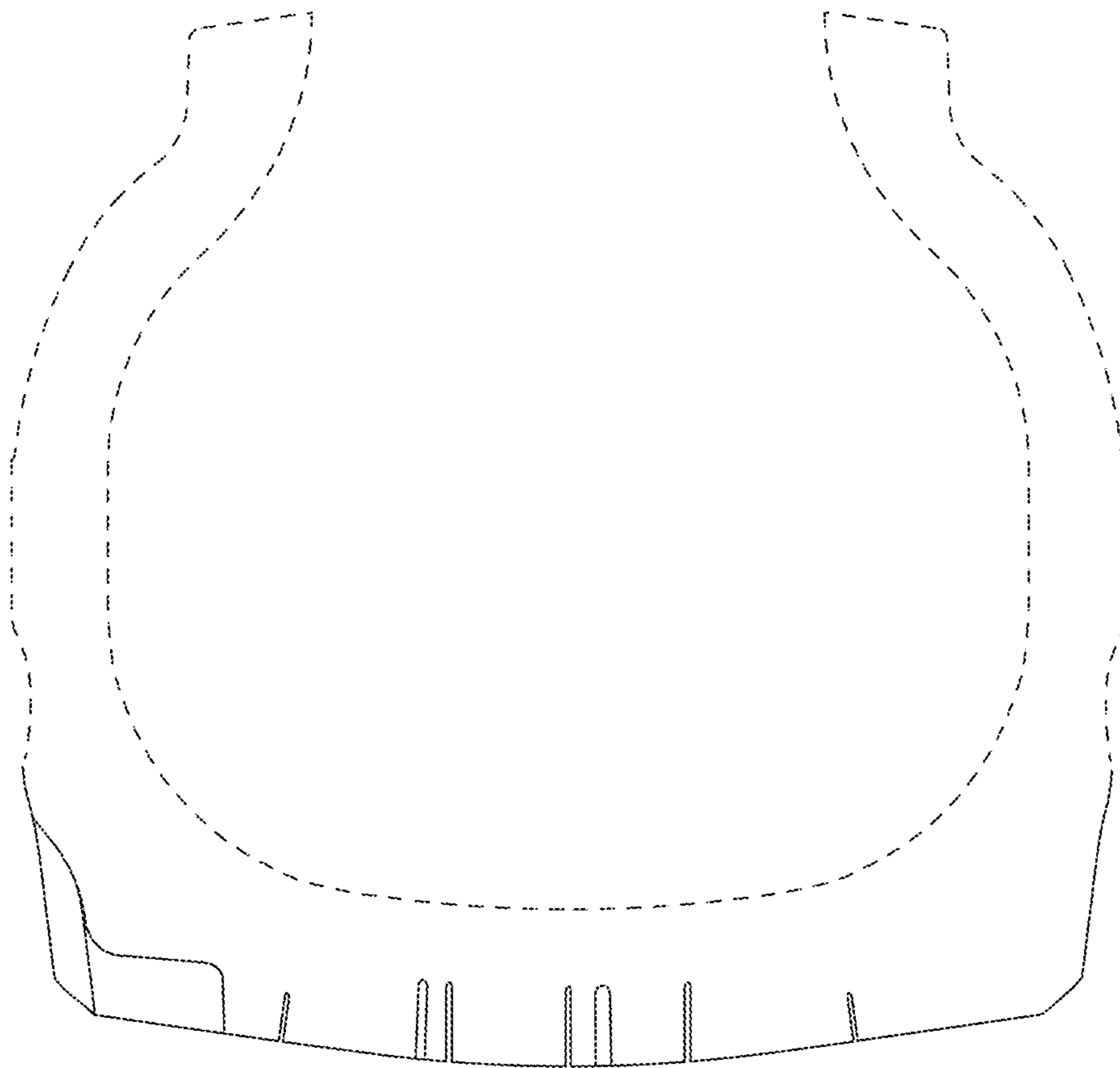


FIG. 8

