



US00D782951S

(12) **United States Design Patent**
Bjerke

(10) **Patent No.:** **US D782,951 S**

(45) **Date of Patent:** **** Apr. 4, 2017**

- (54) **RIM**
- (71) Applicant: **Volvo Car Corporation**, Göteborg (SE)
- (72) Inventor: **Ole-Kristian Bjerke**, Göteborg (SE)
- (73) Assignee: **Volvo Car Corporation**, Göteborg (SE)
- (**) Term: **15 Years**
- (21) Appl. No.: **29/555,173**

D639,715 S *	6/2011	Furst	D12/209
D641,677 S *	7/2011	Weil	D12/209
D641,680 S *	7/2011	Laengerer	D12/211
D683,295 S *	5/2013	Pollmann	D12/209
D692,816 S *	11/2013	Zhang	D12/209
D696,616 S *	12/2013	Gueller	D12/209
D703,600 S	4/2014	Chen	
D740,198 S	10/2015	Barnes	
D740,734 S *	10/2015	Wheel	D12/209
D745,842 S *	12/2015	Wheel	D12/209
D763,162 S *	8/2016	Garbas	D12/211

- (22) Filed: **Feb. 19, 2016**
- (30) **Foreign Application Priority Data**

Oct. 23, 2015 (EM) 002832980-0003

- (51) **LOC (10) Cl.** **12-16**
- (52) **U.S. Cl.**
USPC **D12/209**
- (58) **Field of Classification Search**
USPC D12/204–213
CPC B60B 7/00; B60B 7/02; B60B 7/04; B60B
7/01; B60B 7/06; B60B 3/02; B60B 3/04;
B60B 3/10; B60B 1/00; B60B 1/08;
B60B 1/10; B60B 1/12
See application file for complete search history.

(56) **References Cited**

U.S. PATENT DOCUMENTS

D454,107 S *	3/2002	Chung	D12/211
D479,177 S *	9/2003	Nordmann	D12/211
D504,102 S *	4/2005	Cheng	D12/211
D515,494 S *	2/2006	Laengerer	D12/211
D585,353 S *	1/2009	Scheu	D12/211
D585,807 S *	2/2009	Scheu	D12/211
D619,525 S *	7/2010	Patel	D12/211
D623,109 S *	9/2010	Markefka	D12/209
D625,239 S *	10/2010	Juergens	D12/211
D626,489 S *	11/2010	Laengerer	D12/211

FOREIGN PATENT DOCUMENTS

EM	001888843-0003	7/2011
JP	D1429168	12/2011
TW	D156123	9/2013
TW	D166289	3/2015

OTHER PUBLICATIONS

Taiwanese Search Report from corresponding TW Application No. 105300915, completed on Aug. 8, 2016.

* cited by examiner

Primary Examiner — Stacia Cadmus
(74) *Attorney, Agent, or Firm* — Tucker Ellis LLP

(57) **CLAIM**

The ornamental design for a rim, as shown and described.

DESCRIPTION

FIG. 1 is a perspective view of a rim showing my new design.
FIG. 2 is another perspective view thereof.
FIG. 3 is a front view thereof.
FIG. 4 is a left side view thereof.
FIG. 5 is a right side view thereof; and,
FIG. 6 is a top view thereof.

1 Claim, 6 Drawing Sheets






FIG. 1



FIG. 2



FIG. 3




FIG. 4



FIG. 5




FIG. 6