



US00D782949S

(12) **United States Design Patent**
Taendler

(10) **Patent No.:** **US D782,949 S**
(45) **Date of Patent:** **** Apr. 4, 2017**

(54) **METAL SHEET MATERIAL FOR VEHICLE PANEL**

(71) Applicant: **Faurecia Angell-Demmel GmbH**,
Lindau (DE)

(72) Inventor: **Anja Taendler**, Heimenkirch (DE)

(73) Assignee: **FAURECIA ANGELL-DEMMELE**
GMBH, Lindau (DE)

(**) Term: **14 Years**

(21) Appl. No.: **29/469,943**

(22) Filed: **Oct. 16, 2013**

(30) **Foreign Application Priority Data**

Apr. 16, 2013 (EP) 002220863

(51) **LOC (10) Cl.** **12-08**

(52) **U.S. Cl.**
USPC **D12/195**

(58) **Field of Classification Search**

USPC D12/193, 195, 196, 414, 165, 190;
D15/17, 28; D10/46, 98, 102, 103;
D8/302, 303; D5/4, 17, 19, 30, 39, 42,
D5/47, 54, 56, 58, 1, 53, 60; D23/247,
D23/335, 381, 397, 400, 406; 245/1, 1.5,
245/2, 3, 4, 5, 6, 7, 8, 9, 10, 11; 428/75,
428/148, 164, 180, 182, 183, 184, 185,
428/186, 187, 188, 189, 193, 209, 293.1,
428/298.4, 301.1, 313.9, 542.6, 559, 109,
428/154, 156, 166, 181, 212, 596, 609

CPC B60J 5/04; B60N 2/466; B60N 2/4693;
B60R 13/02; B60R 13/0256; B31F 1/07

See application file for complete search history.

(56) **References Cited**

U.S. PATENT DOCUMENTS

| | | | | | |
|-----------|-----|---------|------------|-------|------------|
| 834,873 | A * | 10/1906 | Curtis | | E04F 13/04 |
| | | | | | 256/21 |
| 1,166,107 | A * | 12/1915 | Arey | | E04F 13/04 |
| | | | | | 52/671 |
| 1,637,410 | A * | 8/1927 | Coryell | | E04F 13/04 |
| | | | | | 52/446 |
| 1,714,058 | A * | 5/1929 | Tirifahy | | E04F 13/04 |
| | | | | | 29/6.2 |
| 1,808,976 | A * | 6/1931 | Wunderlich | | E04F 13/04 |
| | | | | | 52/454 |
| 2,025,708 | A * | 12/1935 | Baker | | B21D 31/04 |
| | | | | | 52/670 |

(Continued)

Primary Examiner — Vy Koenig

Assistant Examiner — Kimberly Barnes

(74) *Attorney, Agent, or Firm* — Browdy and Neimark,
PLLC

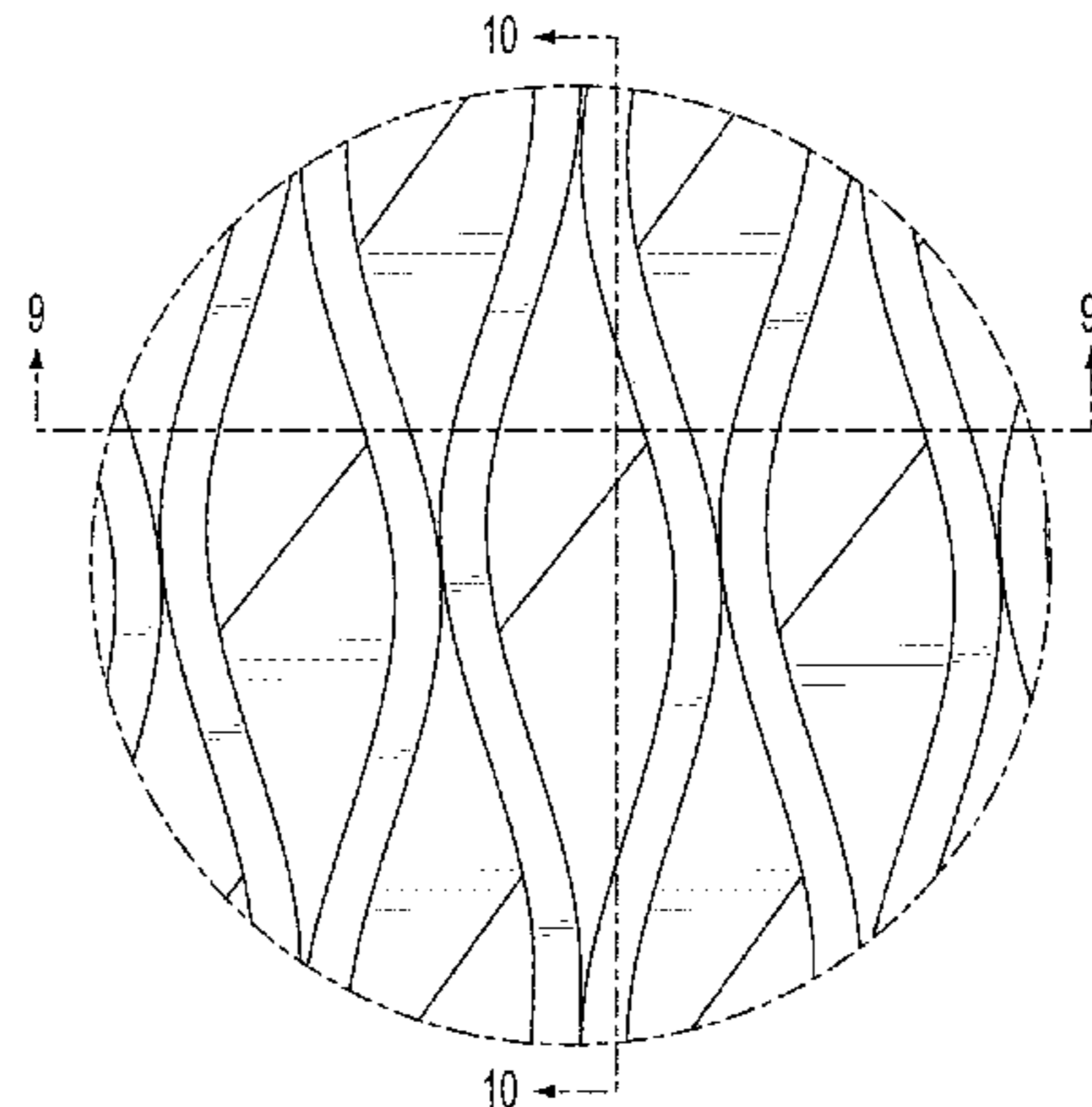

(57) **CLAIM**

The ornamental design for a metal sheet material for vehicle panel.

DESCRIPTION

FIG. 1 is a perspective view of a metal sheet material for vehicle panel according to the present design;
FIG. 2 is a front elevation view thereof;
FIG. 3 is a rear elevation view thereof;
FIG. 4 is a right elevation side view thereof;
FIG. 5 is a left elevation side view thereof;
FIG. 6 is a top plan view thereof;
FIG. 7 is a bottom plan view thereof;
FIG. 8 is an enlarged view of the circumscribed area shown in FIG. 6;
FIG. 9 is a cross-sectional view of the design shown along the line 9-9 in FIG. 8; and,
FIG. 10 is a cross-sectional view of the design shown along the line 10-10 in FIG. 8.

1 Claim, 7 Drawing Sheets



(56)

References Cited

U.S. PATENT DOCUMENTS

2,116,668 A * 5/1938 Cross E04F 13/04
52/662
2,133,258 A * 10/1938 Vass E04F 13/04
52/670
2,325,903 A * 8/1943 Blair B29C 44/022
15/244.3
2,408,082 A * 9/1946 Mack E04B 5/10
105/457
D157,709 S * 3/1950 Smith D25/141
2,622,051 A * 12/1952 Hermanson B31F 1/2895
428/154
2,757,434 A * 8/1956 McCord D06C 23/00
28/156
5,024,870 A * 6/1991 Jackson B01D 29/111
156/293
5,747,140 A * 5/1998 Heerklotz A47C 27/144
248/630
D452,779 S * 1/2002 Jacobs D5/53
D501,553 S * 2/2005 Kelly D24/125
7,097,914 B2 * 8/2006 Tanaka B23K 20/04
156/60
D630,860 S * 1/2011 Sichel D5/53

* cited by examiner




FIG. 1




FIG. 2

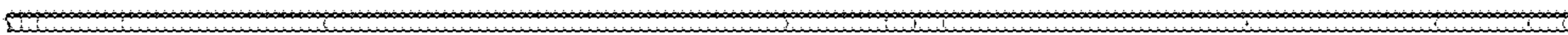


FIG. 3

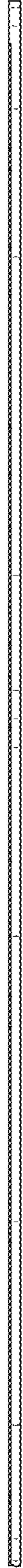


FIG. 4



FIG. 5

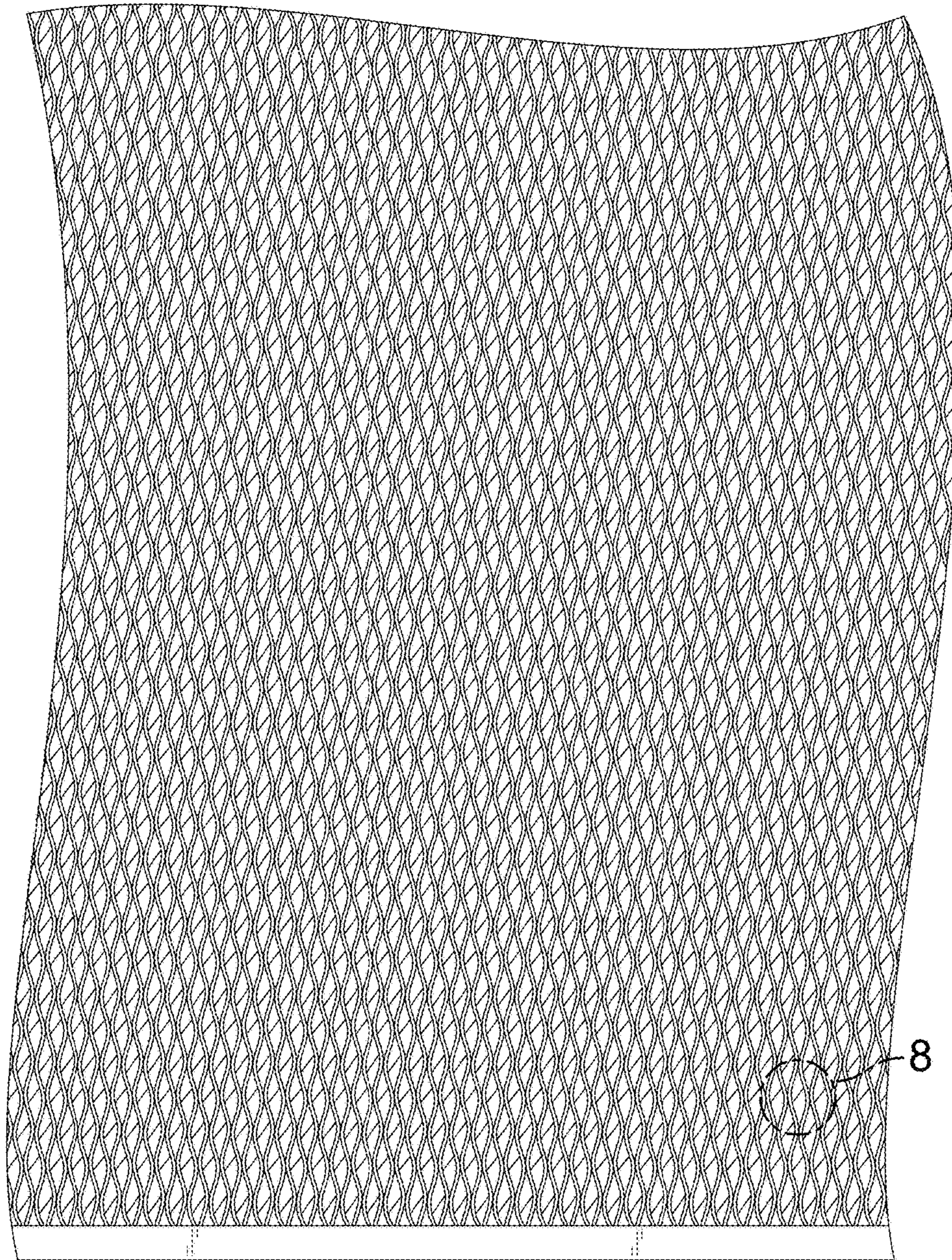


FIG. 6




FIG. 7

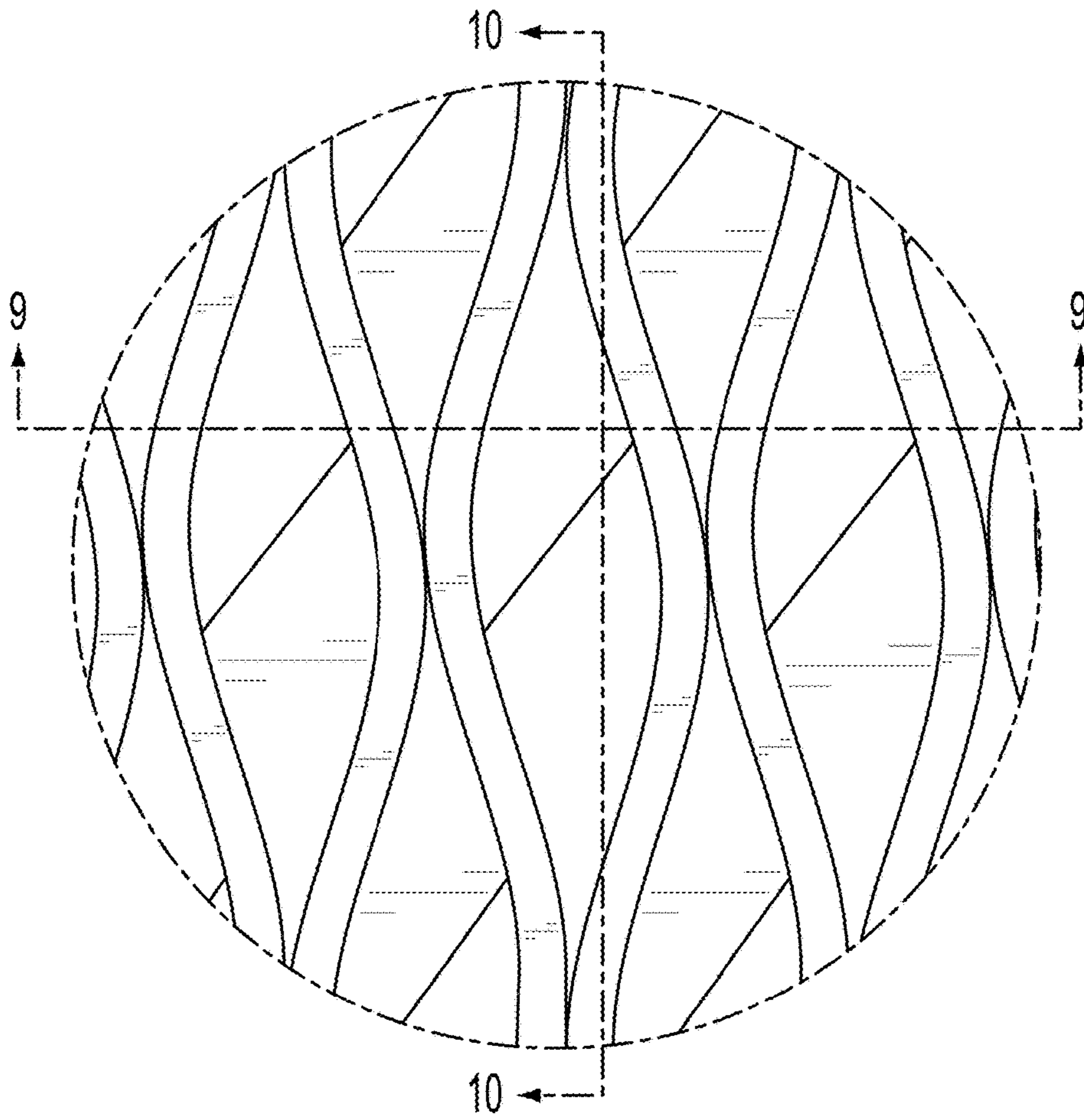


FIG. 8



FIG. 9



FIG. 10