



US00D782947S

(12) **United States Design Patent** (10) **Patent No.:** **US D782,947 S**  
**Sausaman et al.** (45) **Date of Patent:** **\*\* Apr. 4, 2017**

(54) **VAN PASSENGER WINDSHIELD**  
(71) Applicant: **Independent Protection Company, Inc., Goshen, IN (US)**  
(72) Inventors: **Matt Sausaman, Syracuse, IN (US); Scott Jacobson, Nappanee, IN (US); Dusty Nabinger, Leesburg, IN (US); Shannon Sausaman, Leesburg, IN (US)**  
(73) Assignee: **Independent Protection Co., Inc., Goshen, IN (US)**  
(\*\*) Term: **15 Years**  
(21) Appl. No.: **29/557,930**  
(22) Filed: **Mar. 14, 2016**  
(51) **LOC (10) Cl.** ..... **12-08**  
(52) **U.S. Cl.**  
USPC ..... **D12/181**  
(58) **Field of Classification Search**  
USPC ..... D12/181, 191, 196, 400, 190, 88  
CPC ..... B60R 13/04; B60R 13/02  
See application file for complete search history.

(56) **References Cited**  
U.S. PATENT DOCUMENTS  
4,007,567 A 2/1977 Mooney et al.  
D249,495 S 9/1978 Wallace et al.  
D319,608 S 9/1991 Dodgen  
5,131,714 A 7/1992 Evans, Sr. et al.  
5,218,792 A 6/1993 Cooper  
5,934,739 A 8/1999 Waldeck  
D414,135 S 9/1999 Gerisch et al.  
5,947,519 A 9/1999 Aloe et al.  
6,092,865 A 7/2000 Jaekel et al.  
6,123,378 A 9/2000 Teply et al.  
D434,347 S \* 11/2000 Damon ..... D12/96

D436,894 S \* 1/2001 Barraclough ..... D12/96  
D475,657 S \* 6/2003 Wong ..... D12/401  
7,000,978 B1 2/2006 Messano  
D535,597 S \* 1/2007 Herpel ..... D12/181  
7,322,106 B2 1/2008 Marando et al.  
7,357,448 B2 4/2008 Chen et al.  
7,390,052 B2 6/2008 Bertoch et al.  
7,549,696 B1 6/2009 Timmermans et al.  
D595,628 S \* 7/2009 Boyd ..... D12/181  
7,862,101 B2 1/2011 Lusk et al.  
D643,353 S \* 8/2011 Balicki ..... D12/181  
8,038,205 B2 10/2011 Hedderly

(Continued)

*Primary Examiner* — Katrina A Betton  
(74) *Attorney, Agent, or Firm* — Woodard Emhardt Moriarty McNett and Henry, LLP; Charles Meyer


(57) **CLAIM**

The ornamental design for a van passenger windshield, as shown and described.

**DESCRIPTION**

FIG. 1 is a perspective view of a van including the claimed van passenger windshield.  
FIG. 2 is a top view of the van with the van passenger windshield in FIG. 1.  
FIG. 3 is a right side view of the van with the van passenger windshield.  
FIG. 4 is a left side view of the van with the van passenger windshield.  
FIG. 5 is a front view of the van with the van passenger windshield.  
FIG. 6 is a rear view of the van with the van passenger windshield; and,  
FIG. 7 is an interior view of the van with the van passenger window.  
The broken lines in the drawings illustrate subject matter which forms no part of the claimed design.

**1 Claim, 4 Drawing Sheets**




(56)

**References Cited**

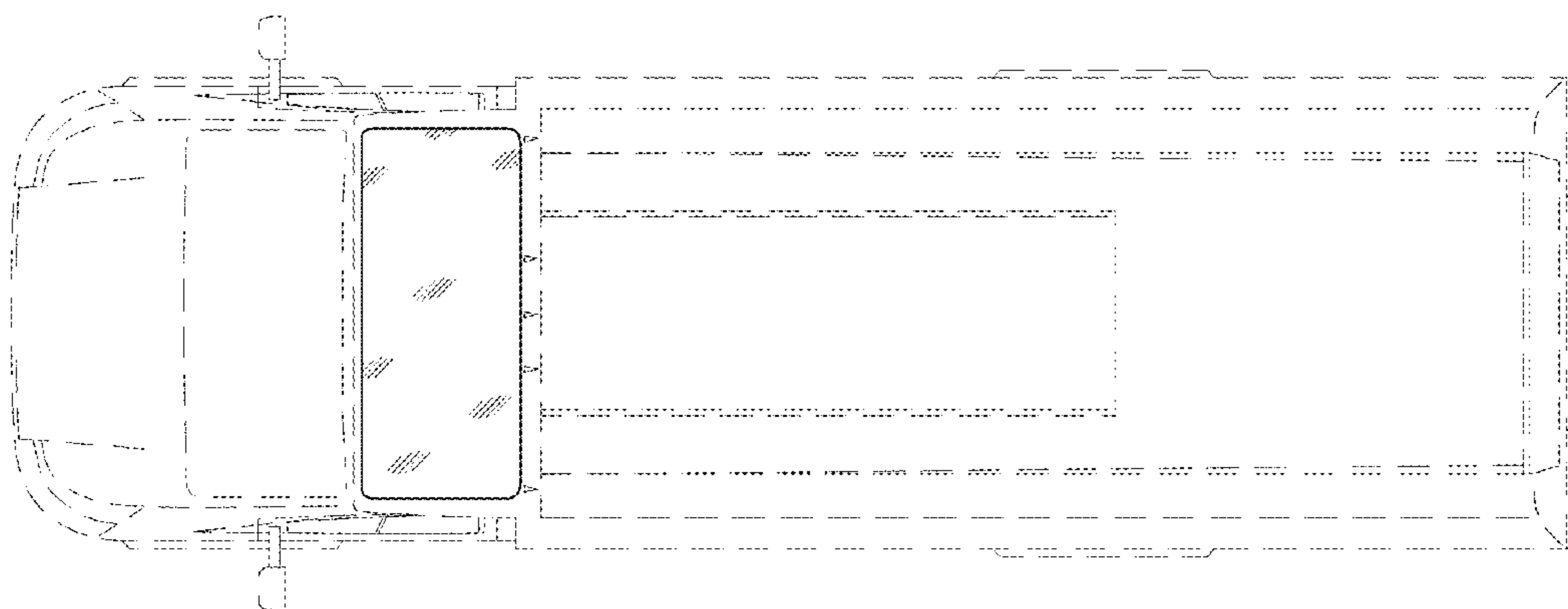
U.S. PATENT DOCUMENTS

8,042,863	B2	10/2011	Nydam	
8,424,961	B2	4/2013	Carsley et al.	
D686,123	S *	7/2013	Peltola .....	D12/181
D699,648	S *	2/2014	Sancer .....	D12/181
D708,557	S	7/2014	Grech	
D709,009	S *	7/2014	Brzustowicz .....	D12/181
D741,230	S	10/2015	Marchi	
D773,360	S *	12/2016	Heilaneh .....	D12/181

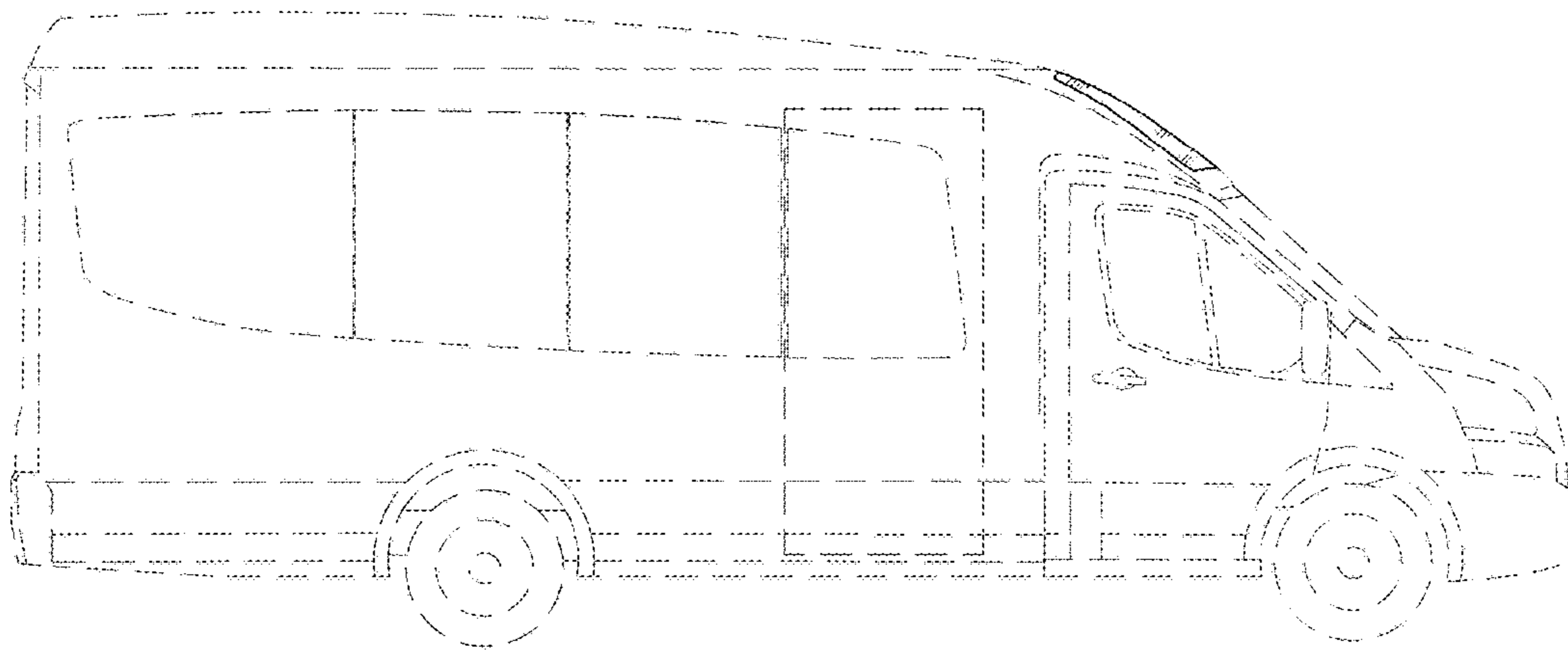
\* cited by examiner



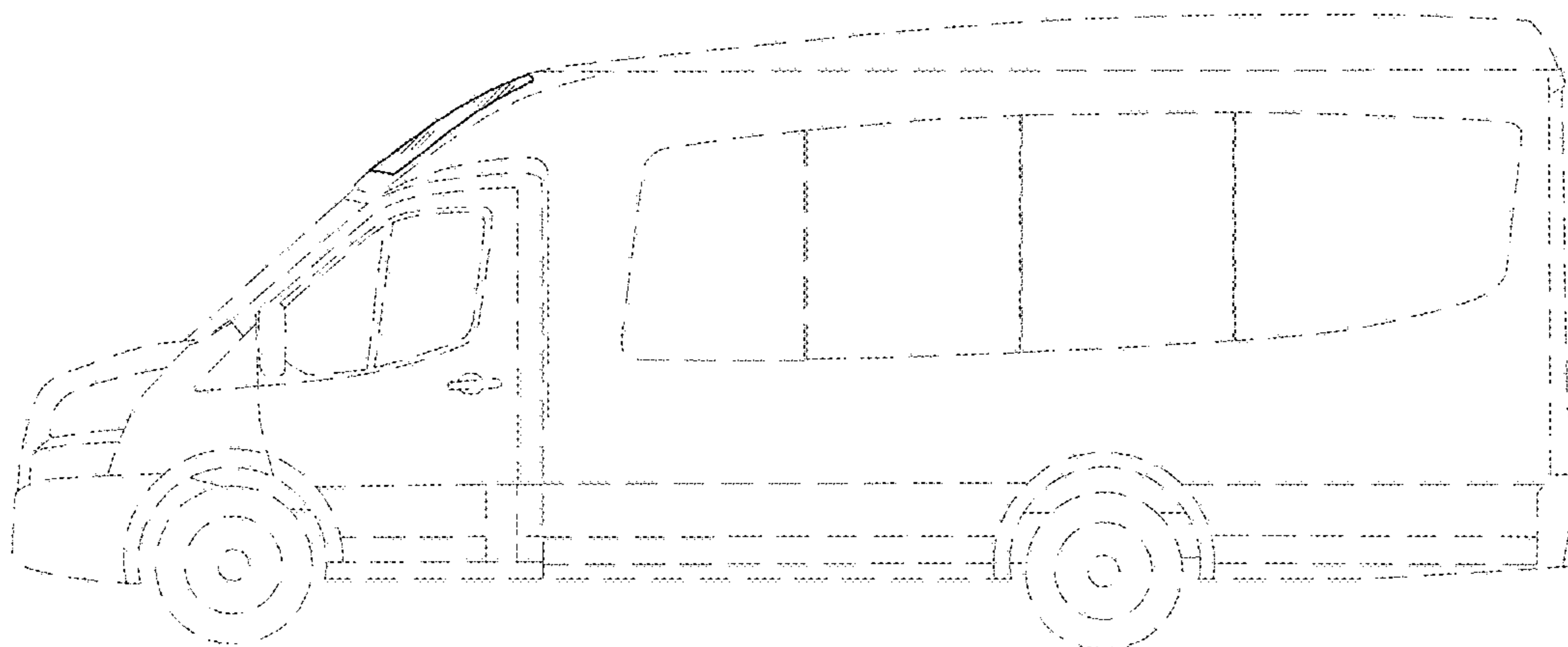
**Fig. 1**



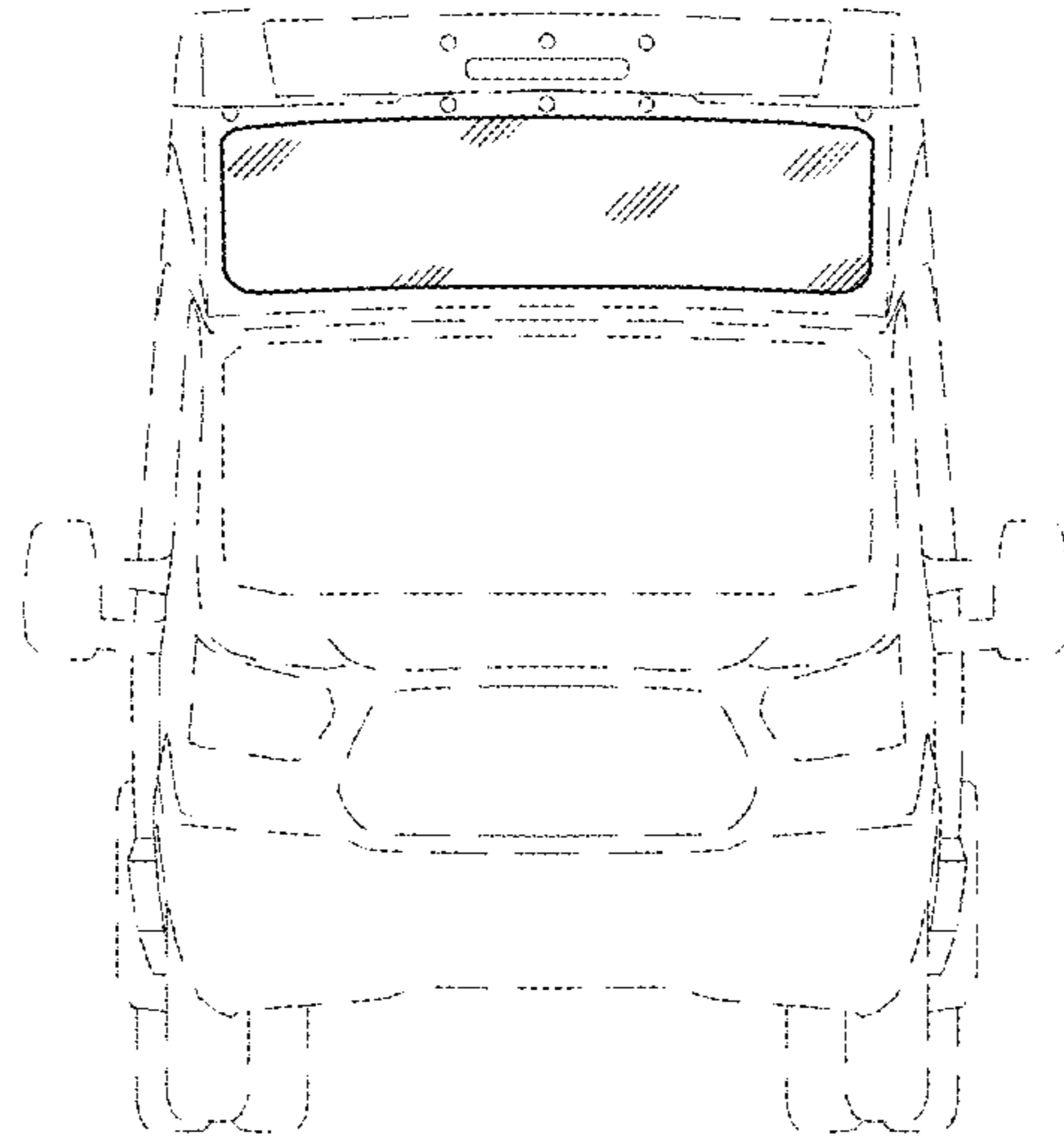
**Fig. 2**



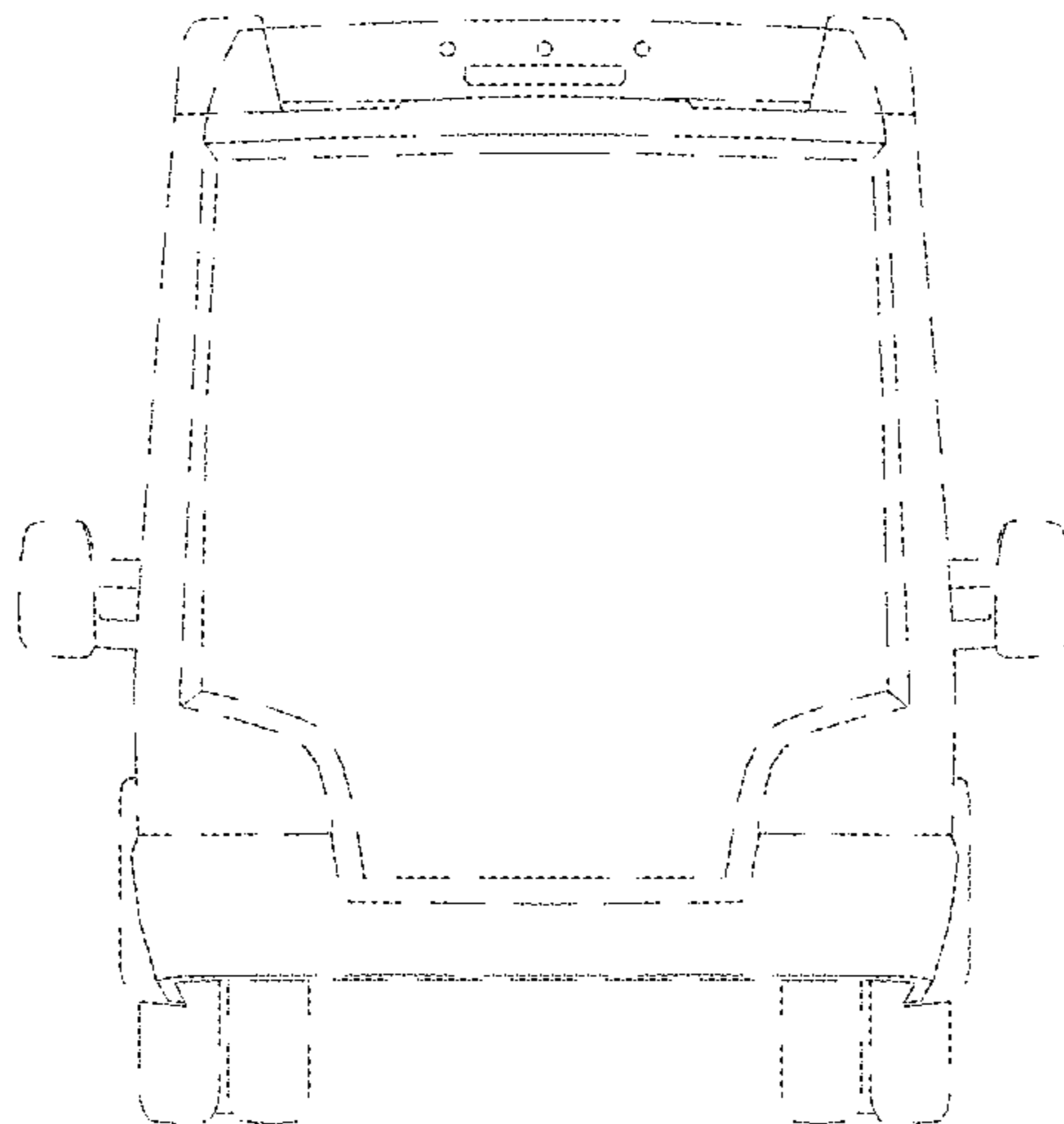
**Fig. 3**



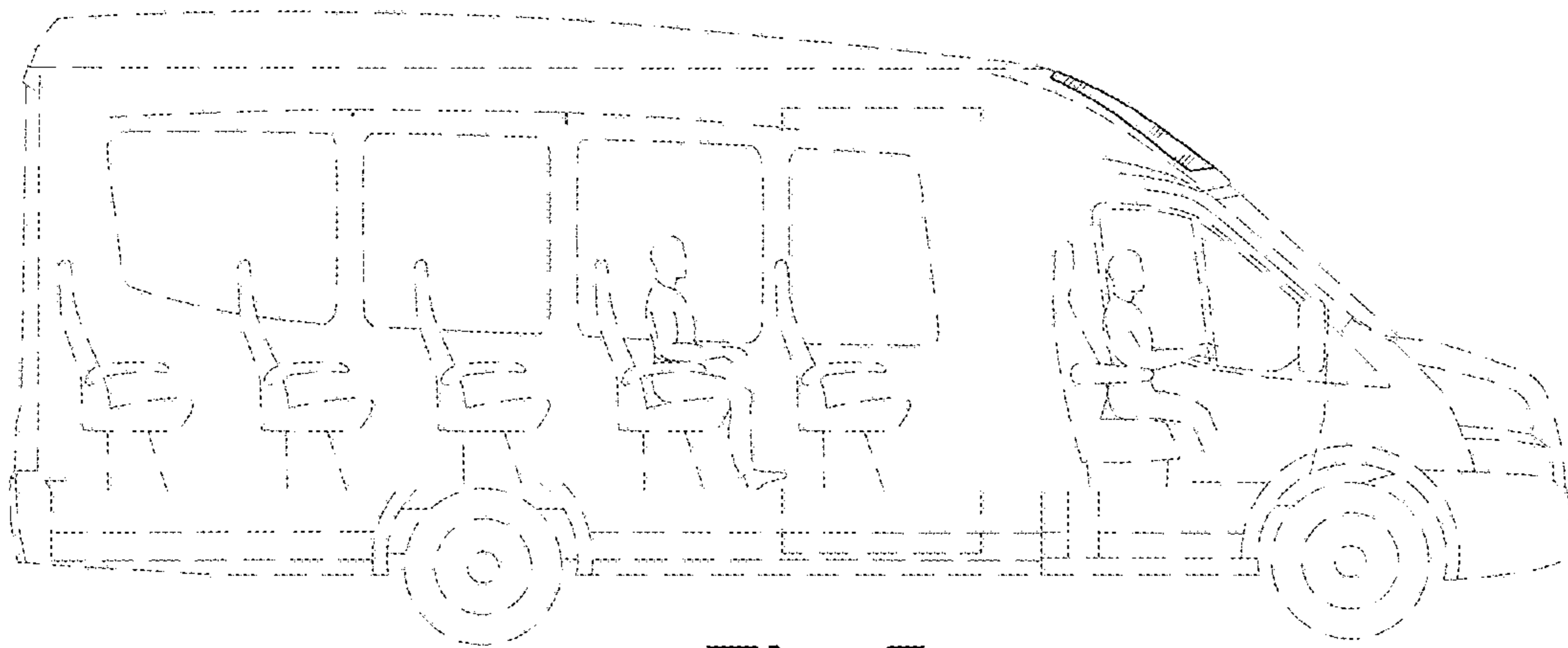
**Fig. 4**



**Fig. 5**



**Fig. 6**



**Fig. 7**