



US00D782937S

(12) **United States Design Patent** (10) **Patent No.:** **US D782,937 S**  
**Wheel et al.** (45) **Date of Patent:** **\*\* Apr. 4, 2017**

(54) **VEHICLE**  
(71) Applicant: **Jaguar Land Rover Limited**, Whitley,  
Coventry (GB)  
(72) Inventors: **Andrew Wheel**, Coventry (GB);  
**Jeremy Waterman**, Coventry (GB)  
(73) Assignee: **Jaguar Land Rover Limited**, Whitley,  
Coventry (GB)  
(\*\*) Term: **15 Years**  
(21) Appl. No.: **29/527,466**  
(22) Filed: **May 19, 2015**

D718,188 S \* 11/2014 Wheel ..... D12/91  
D735,610 S \* 8/2015 Wheel ..... D12/91  
D746,722 S \* 1/2016 Henstridge ..... D12/91  
D750,531 S \* 3/2016 Watkins ..... D12/91  
D750,532 S \* 3/2016 Frascella ..... D12/91

\* cited by examiner

*Primary Examiner* — Melody N Brown  
(74) *Attorney, Agent, or Firm* — Wood Herron & Evans  
LLP

(57) **CLAIM**

The ornamental design for a vehicle, as shown and  
described.

**DESCRIPTION**

(30) **Foreign Application Priority Data**  
Dec. 12, 2014 (EM) ..... 002596593-0004  
Dec. 12, 2014 (EM) ..... 002596593-0006  
Feb. 19, 2015 (EM) ..... 002637504-0001  
Feb. 19, 2015 (EM) ..... 002637587-0006  
(51) **LOC (10) Cl.** ..... **12-08**  
(52) **U.S. Cl.**  
USPC ..... **D12/91**  
(58) **Field of Classification Search**  
USPC ..... D12/86, 90-92, 88; D21/421, 433, 434;  
296/181.1, 181.5  
CPC ..... B62D 35/00; B62D 25/00; B62D 25/06;  
B62D 33/00  
See application file for complete search history.

FIG. 1 is a right front perspective view of a vehicle accord-  
ing to the present invention.  
FIG. 2 is a left rear perspective view thereof.  
FIG. 3 is a front view thereof.  
FIG. 4 is a rear view thereof.  
FIG. 5 is a left side view thereof.  
FIG. 6 is a right side view thereof.  
FIG. 7 is a top view thereof.  
FIG. 8 is a right front perspective view of a second embodi-  
ment of the present invention.  
FIG. 9 is a left rear perspective view thereof.  
FIG. 10 is a front view thereof.  
FIG. 11 is a rear view thereof.  
FIG. 12 is a left side view thereof.  
FIG. 13 is a right side view thereof; and,  
FIG. 14 is a top view thereof.

Any elements shown in broken lines form no part of the  
claimed invention, and are instead included to show envi-  
ronmental aspects of the claimed invention. Also, broken  
lines shown adjacent to any shaded portions form an  
unclaimed boundary of the design.

(56) **References Cited**  
U.S. PATENT DOCUMENTS  
D684,093 S \* 6/2013 Woolley ..... D12/91  
D684,094 S \* 6/2013 Le Grice ..... D12/91  
D716,695 S \* 11/2014 Woolley ..... D12/91

**1 Claim, 10 Drawing Sheets**








FIG. 1



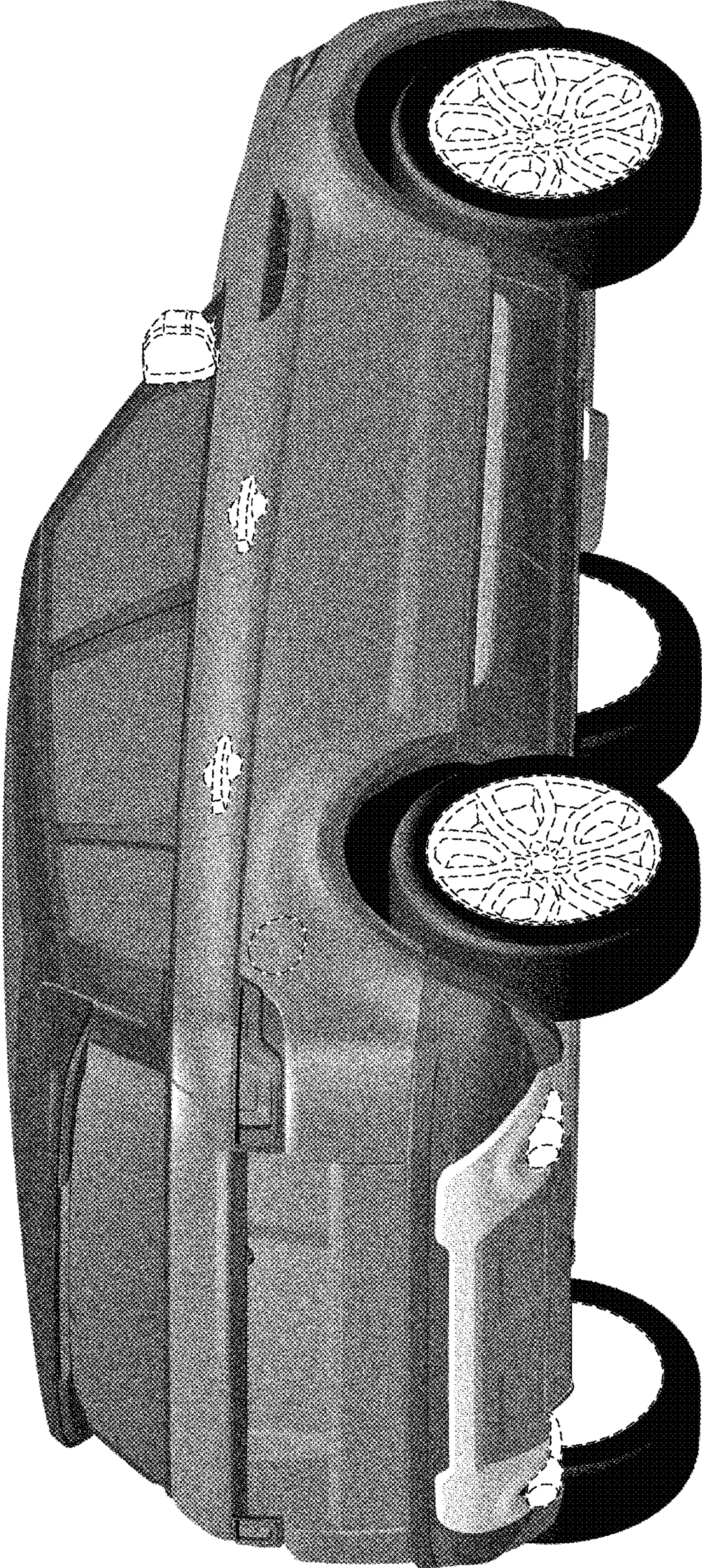


FIG. 2





FIG. 3




FIG. 4






FIG. 5




FIG. 6



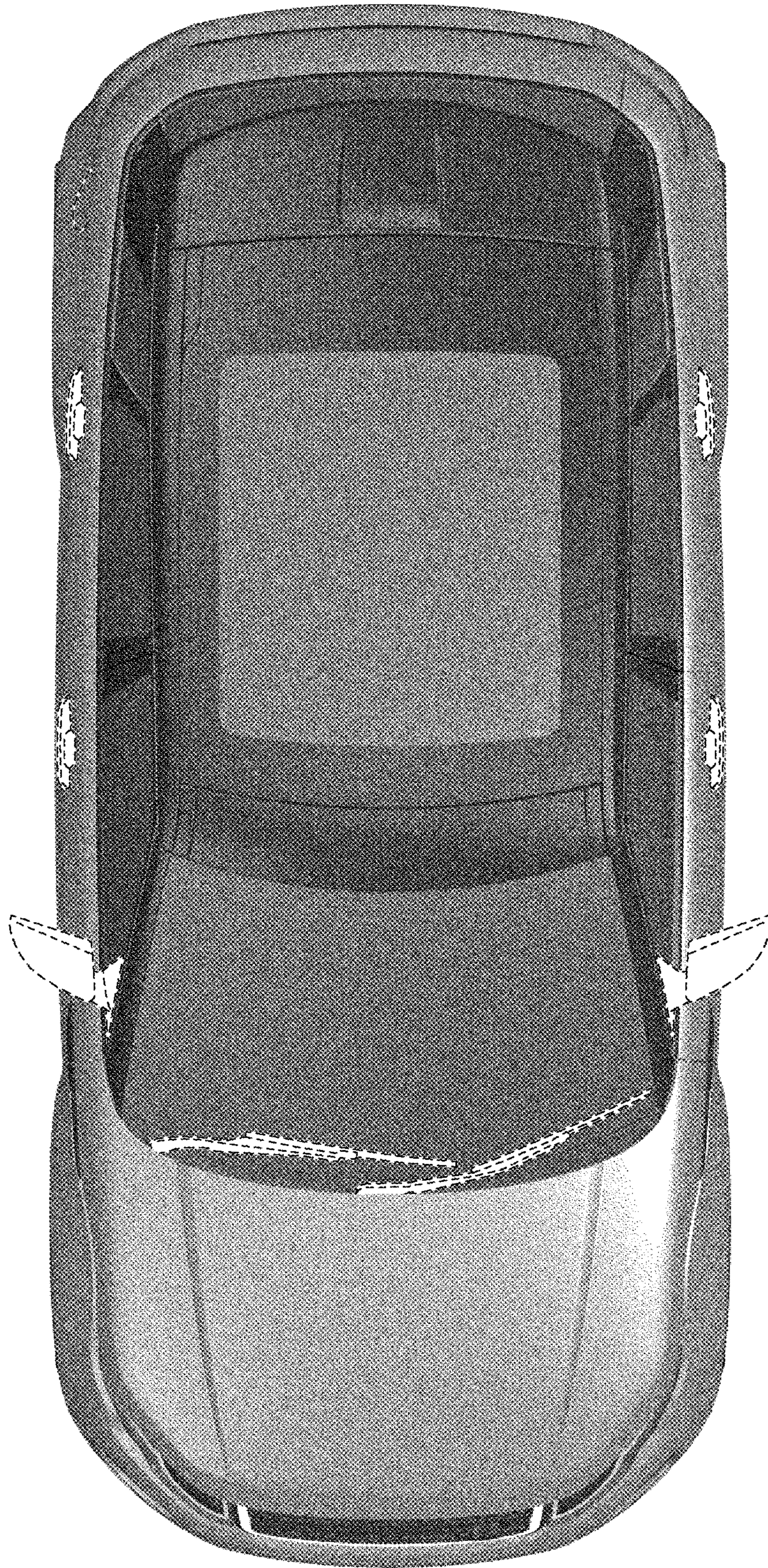


FIG. 7



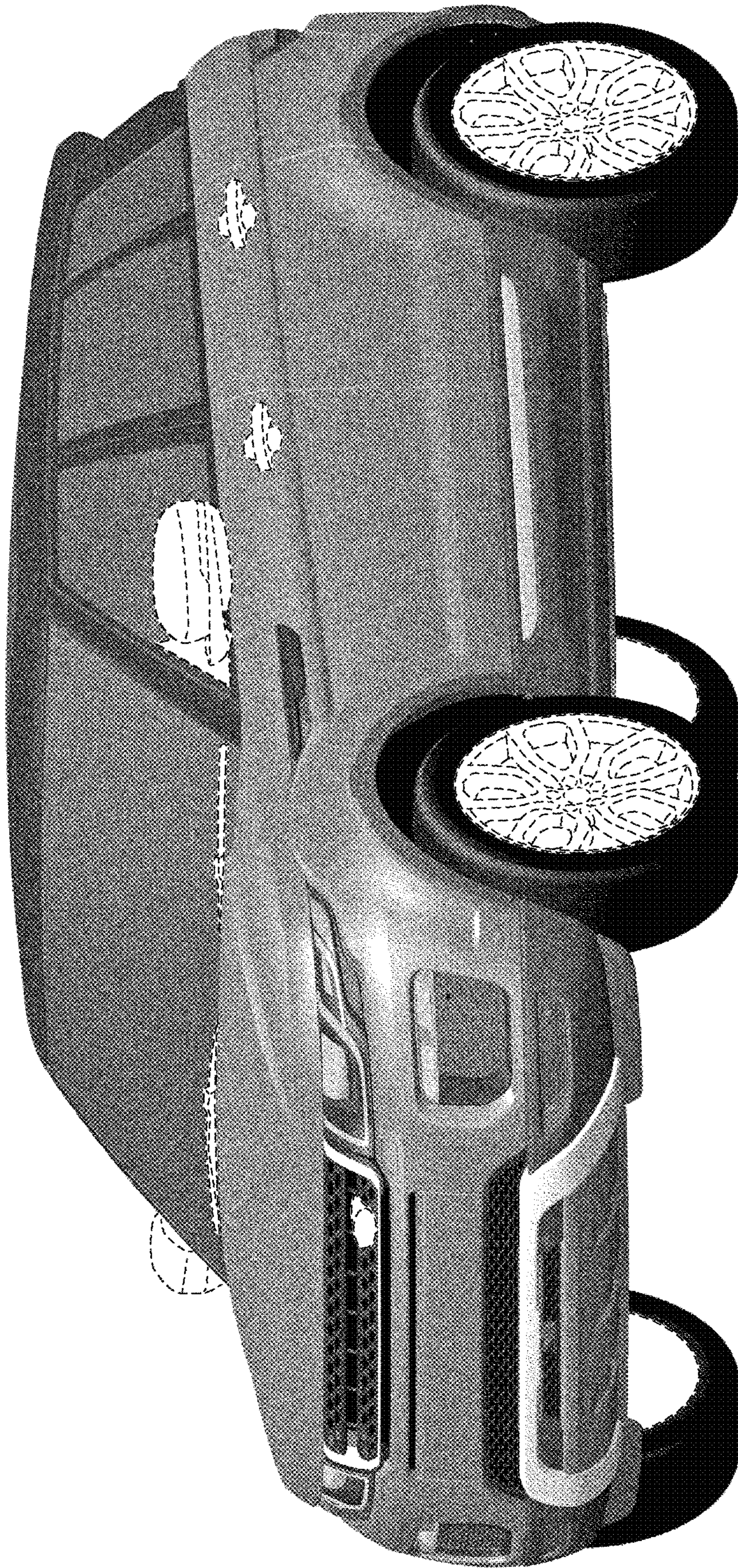


FIG. 8



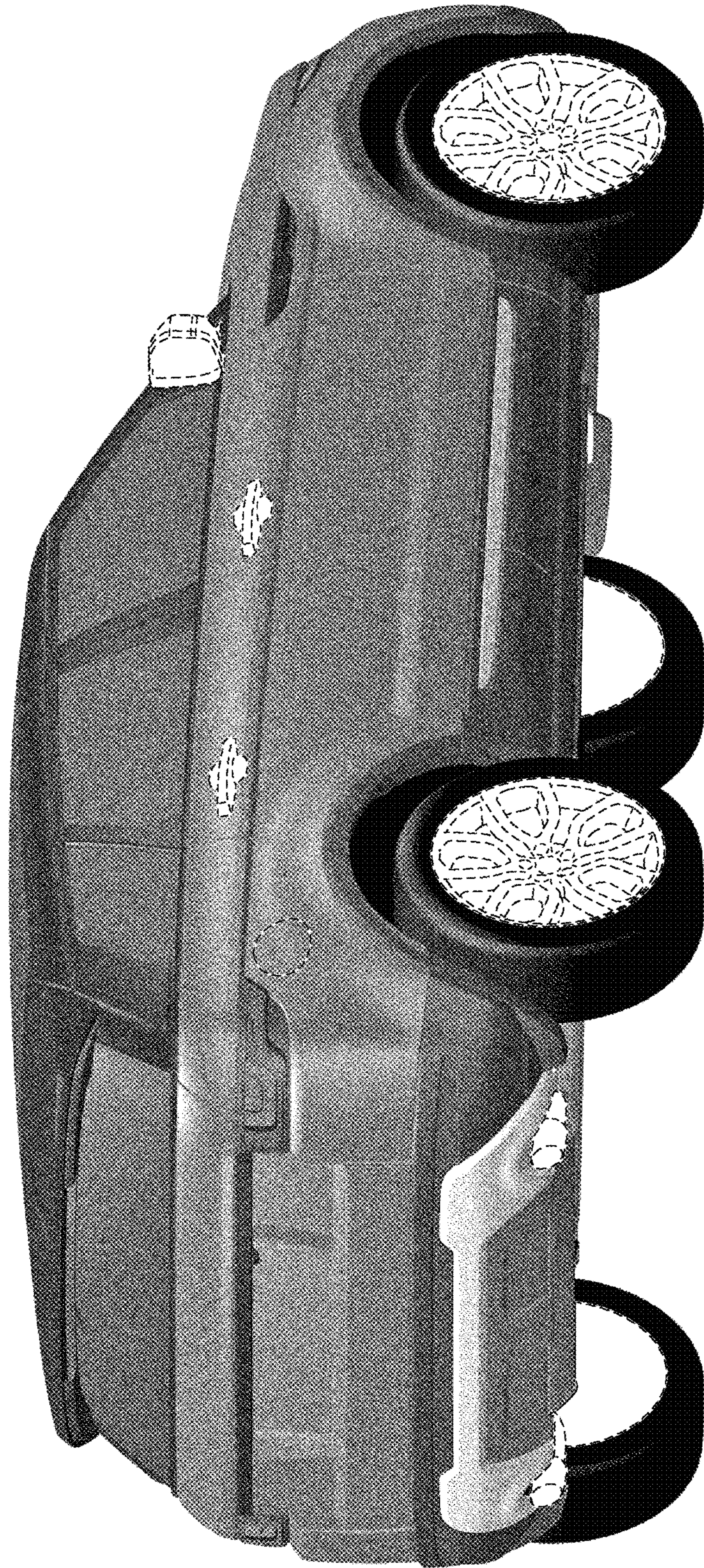


FIG. 9






FIG. 10




FIG. 11






FIG. 12




FIG. 13






FIG. 14