



US00D782922S

(12) **United States Design Patent**
Wooten

(10) **Patent No.:** **US D782,922 S**
(45) **Date of Patent:** **** Apr. 4, 2017**

(54) **PILL CARD**

(71) Applicant: **Raymond T Wooten**, Clemson, SC (US)

(72) Inventor: **Raymond T Wooten**, Clemson, SC (US)

(**) Term: **15 Years**

(21) Appl. No.: **29/554,429**

(22) Filed: **Feb. 11, 2016**

(51) **LOC (10) Cl.** **09-01**

(52) **U.S. Cl.**
USPC **D9/732**

(58) **Field of Classification Search**
USPC D9/414, 424, 456, 732, 737, 756, 759, D9/761; 206/261, 461, 462, 467, 469, 206/470, 471, 528, 530, 531, 532, 534, 206/534.1, 534.2, 535-540; D24/227, D24/229, 230

CPC B65D 75/327; B65D 2585/56; B65D 75/367; B65D 75/32; B65D 2575/3227; B65D 83/0445; B65D 2575/367; B65D 2575/3245; B65D 83/04; B65D 75/22; B65D 75/5855; B65D 75/323; B65D 2543/00296; B65D 5/4204; B65D 25/04; B65D 75/52; B65D 75/585; B65D 73/0035; B65D 73/0085; B65D 75/58; B65D 2543/00194; B65D 1/36; B65D 73/0078; B65D 2543/00805; B65D 73/0042; B65D 75/225; B65D 77/30; B65D 2543/00092; B65D 75/522; B65D 1/0223

See application file for complete search history.

4,305,502 A * 12/1981 Gregory A61K 9/0056
156/292

4,384,649 A 5/1983 Brodsky

4,426,002 A * 1/1984 Rez B65D 85/00
126/400

4,884,693 A 12/1989 Brüttsch

4,889,236 A * 12/1989 Bartell B65D 75/327
206/528

5,624,036 A * 4/1997 Roulin B65D 75/327
206/232

5,775,505 A * 7/1998 Vasquez B65D 75/327
206/532

D568,174 S * 5/2008 Beam D9/732
(Continued)

Primary Examiner — Derrick Holland
Assistant Examiner — Lauren Calve
(74) *Attorney, Agent, or Firm* — Southeast IP Group, LLC.; Thomas L. Moses; Randolph J. Tucker

(57) **CLAIM**

I claim the ornamental design for a pill card, as shown and described.

DESCRIPTION

FIG. 1 is a front elevation view of a pill card according to my design.
FIG. 2 is a back elevation view thereof.
FIG. 3 is a top plan view thereof.
FIG. 4 is a bottom plan view thereof.
FIG. 5 is a left side elevation view thereof; and,
FIG. 6 is a right side elevation view thereof.
The broken lines that abut a claimed surface represent an unclaimed boundary between claimed and unclaimed surfaces. None of the broken lines form any part of the claimed design.

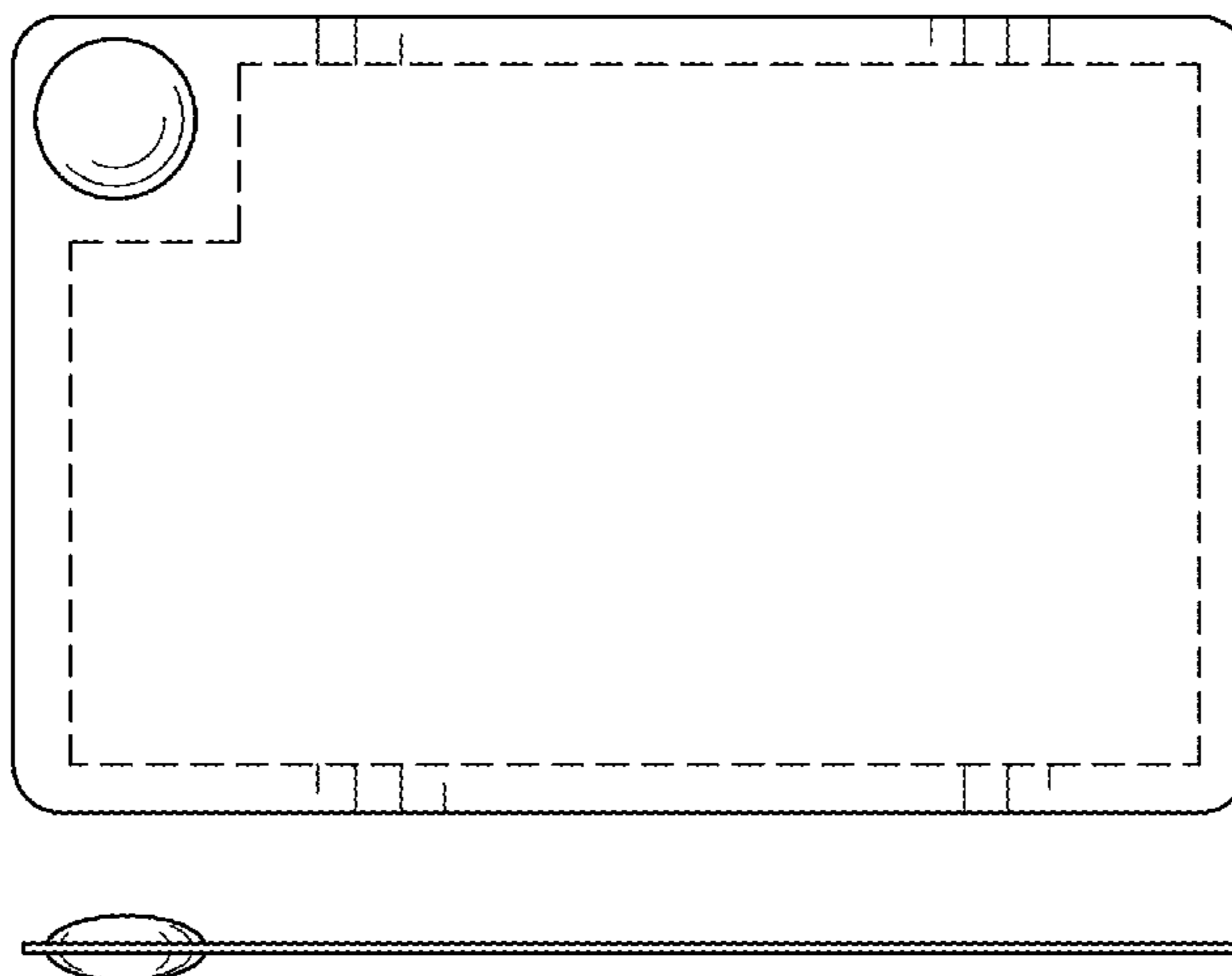
1 Claim, 2 Drawing Sheets

(56) **References Cited**

U.S. PATENT DOCUMENTS

3,302,777 A * 2/1967 Sparks B65D 25/107
206/232

4,228,215 A * 10/1980 Hein, III B32B 27/32
206/484



(56)

References Cited

U.S. PATENT DOCUMENTS

7,395,928	B2 *	7/2008	Bertsch	B65D 75/327 206/528
7,959,004	B2	6/2011	Tsao	
8,376,140	B2	2/2013	Eisenberg	
8,382,728	B1	2/2013	Gibson	
D710,202	S *	8/2014	Bates	D9/456
9,241,872	B2 *	1/2016	Manico	A61J 7/0409
D761,126	S *	7/2016	Taylor	D9/732
2002/0066690	A1	6/2002	Mattis et al.	
2005/0056564	A1	3/2005	Higgins	
2006/0138009	A1 *	6/2006	Bozkurt	B65D 75/28 206/467
2007/0235350	A1	10/2007	Warlick	
2009/0071865	A1 *	3/2009	Muchin	B65D 73/0092 206/534
2009/0241483	A1	10/2009	Detwiler et al.	
2010/0326877	A1	12/2010	Hemmerlin et al.	
2012/0145586	A1	6/2012	Doyle et al.	
2014/0326635	A1 *	11/2014	Uetake	A61J 1/035 206/531
2015/0122692	A1 *	5/2015	Kavuru	A61J 1/035 206/530
2015/0238386	A1 *	8/2015	Wallace	A61J 1/035 206/438
2015/0272826	A1 *	10/2015	Alonso	A61J 1/035 206/459.5
2016/0120743	A1 *	5/2016	Este	A61J 1/035 206/530
2016/0128903	A1 *	5/2016	Uetake	A61J 1/035 206/531
2016/0143808	A1 *	5/2016	Pattison	A61J 1/035 206/530

* cited by examiner

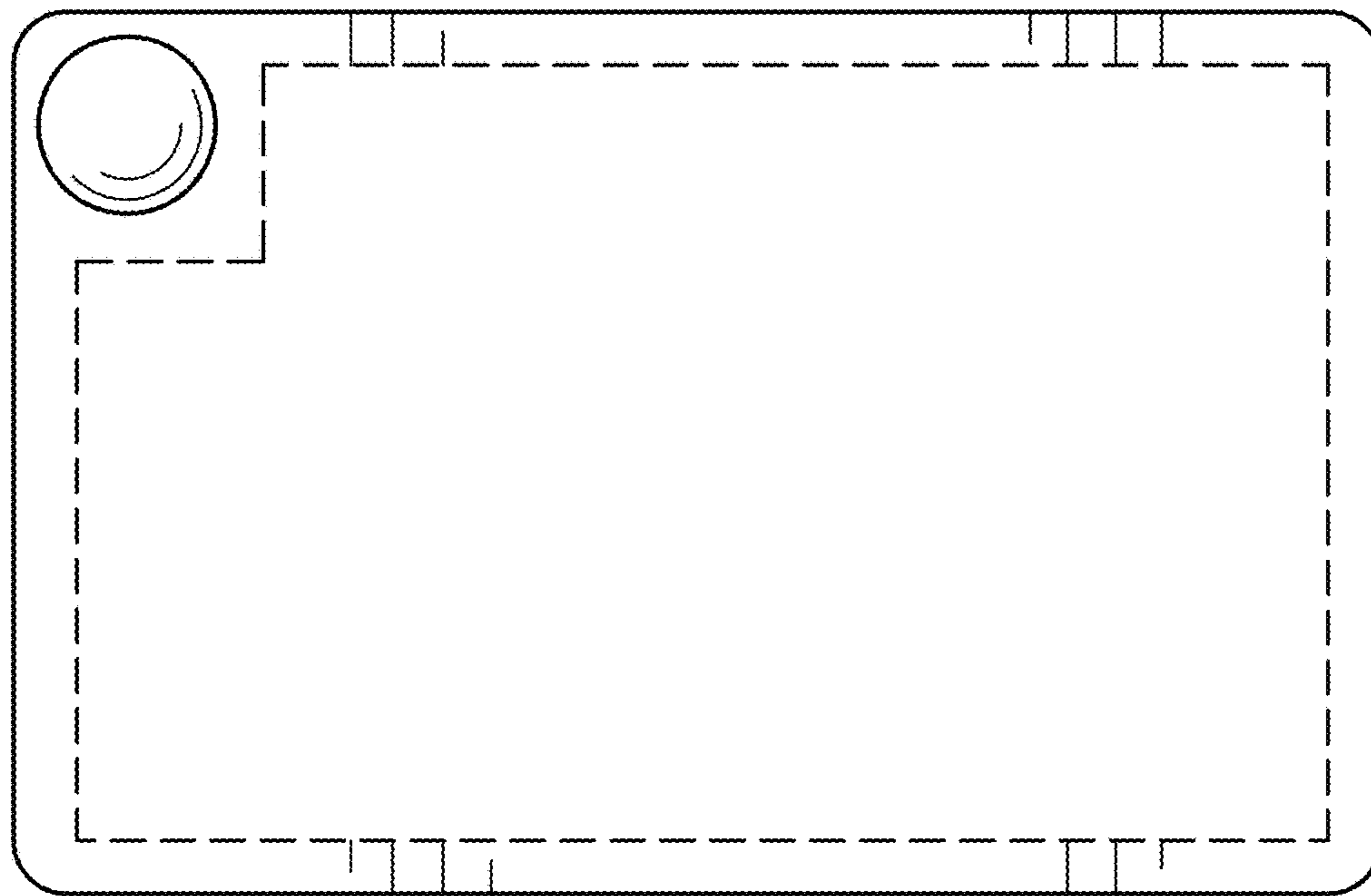


FIG. 1

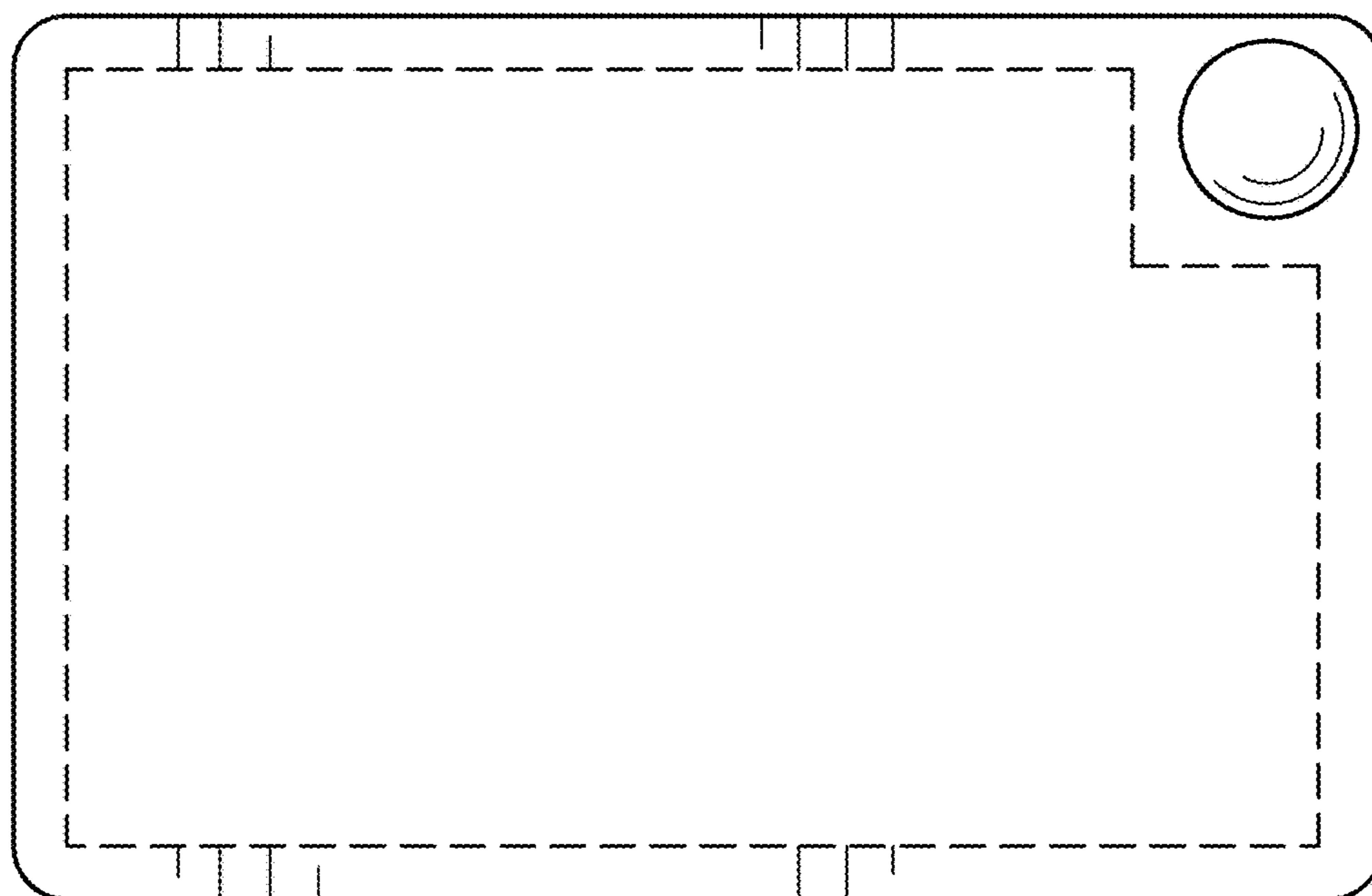


FIG. 2



FIG. 3



FIG. 4

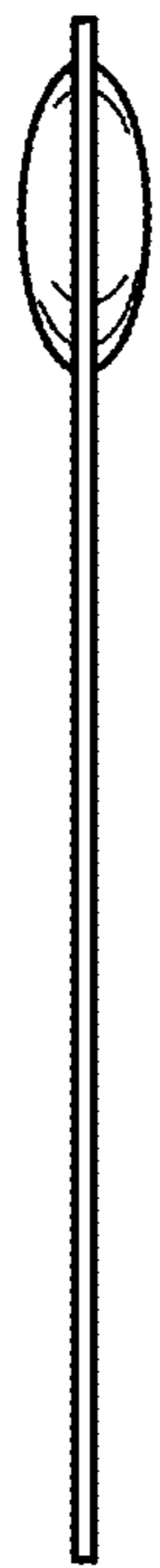


FIG. 5



FIG. 6