

US00D782920S

(12) **United States Design Patent**
McCormack

(10) **Patent No.:** **US D782,920 S**

(45) **Date of Patent:** **** Apr. 4, 2017**

- (54) **CONTAINER AND SOLID FORMULATION**
- (71) Applicant: **Bayer HealthCare LLC**, Whippany, NJ (US)
- (72) Inventor: **Kimberly McCormack**, Summit, NJ (US)
- (73) Assignee: **Bayer HealthCare LLC**, Whippany, NJ (US)

- D292,775 S * 11/1987 Keeler D9/729
- D333,977 S * 3/1993 Gatrost D9/529
- 5,715,961 A * 2/1998 Robertson A45D 40/00
132/318
- D414,690 S * 10/1999 Hutchinson D9/729
- D415,021 S * 10/1999 Hutchinson D9/729
- 6,030,138 A * 2/2000 Losier B65D 47/42
401/196
- D427,520 S * 7/2000 Crawford D9/728
- D456,941 S * 5/2002 Gersten D28/4

(Continued)

(**) Term: **15 Years**

Primary Examiner — Derrick Holland

Assistant Examiner — Lauren Calve

(21) Appl. No.: **29/564,049**

(74) *Attorney, Agent, or Firm* — Lowenstein Sandler LLP

(22) Filed: **May 10, 2016**

(57) **CLAIM**

(51) **LOC (10) Cl.** **09-01**

The ornamental design for a container and solid formulation, as shown and described.

(52) **U.S. Cl.**

USPC **D9/727**

DESCRIPTION

(58) **Field of Classification Search**

USPC D9/516, 542, 715, 719, 721, 727, 729;
D28/4, 9, 73, 76, 82; D23/366

CPC A45D 34/04; A45D 2200/1018; A45D
40/06; A45D 34/045; A45D 40/00; A45D
40/18; A45D 40/02; A45D 40/205; A45D
2200/051; A45D 2040/208; A45D 34/06;
A45D 2200/053; A45D 33/26; A45D
40/12; A45D 2040/204; A45D 40/0075;
Y10S 206/823; B65D 47/42; B65D
83/0011; B65D 2543/00296; B65D
83/0805; B65D 1/0223; B65D 75/366;
B65D 35/36; B65D 65/38; B65D 83/00;
B65D 51/18

See application file for complete search history.

FIG. 1 is a perspective view of a container and solid formulation according to my new design; FIG. 2 is a front elevation view thereof; FIG. 3 is a rear elevation view thereof; FIG. 4 is a left side elevation view thereof; FIG. 5 is a right side elevation view thereof; FIG. 6 is a top plan view thereof; FIG. 7 is a bottom plan view thereof; FIG. 8 is a perspective view of the container and solid formulation shown without the cap for clarity of illustration; FIG. 9 is a front elevation view thereof; FIG. 10 is a back elevation view thereof; FIG. 11 is a left side elevation view thereof; FIG. 12 is a right side elevation view thereof; FIG. 13 is a top plan view thereof; and, FIG. 14 is a bottom plan view thereof.

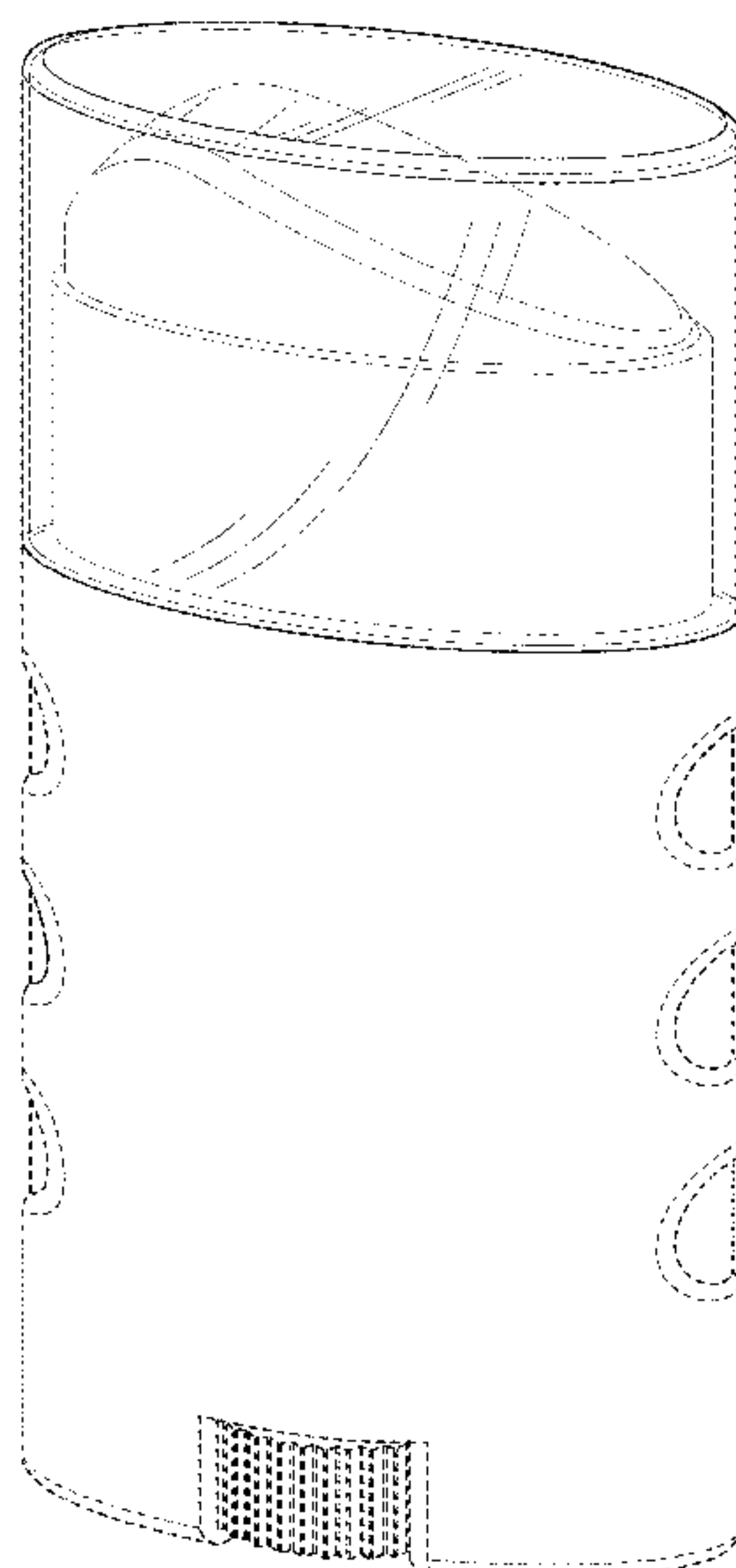
The broken lines shown represent unclaimed subject matter and form no part of the claimed design.

(56) **References Cited**

U.S. PATENT DOCUMENTS

- D262,265 S * 12/1981 Hadtke D9/424
- D292,484 S * 10/1987 Keeler D9/573

1 Claim, 12 Drawing Sheets



(56)

References Cited

U.S. PATENT DOCUMENTS

6,419,412	B1 *	7/2002	Ostrowski	A45D 40/04 222/153.07
D462,431	S *	9/2002	Bunce	D23/366
D469,923	S *	2/2003	Gersten	D28/4
D474,963	S *	5/2003	Gersten	D9/727
D474,964	S *	5/2003	Gersten	D9/727
D478,186	S *	8/2003	Gersten	D28/4
D483,258	S *	12/2003	Cummings	D9/729
D494,059	S *	8/2004	Cummings	D9/729
D540,185	S *	4/2007	Cummings	D9/728
D540,186	S *	4/2007	Cummings	D9/728
D551,571	S *	9/2007	McConville	D9/728
8,827,582	B1 *	9/2014	Seymour	A45D 34/04 401/10
D724,444	S *	3/2015	Chavarria	D9/729
2006/0159511	A1 *	7/2006	Seager	A45D 40/06 401/194
2007/0177929	A1 *	8/2007	Yuhas	A45D 34/04 401/262
2008/0095566	A1 *	4/2008	Thiebaut	A45D 40/02 401/52
2015/0272300	A1 *	10/2015	Schreiber	A46B 3/18 401/129
2015/0282591	A1 *	10/2015	Crawford	A45D 40/04 132/200
2016/0249729	A1 *	9/2016	Hermouet	A45D 40/065 401/68

* cited by examiner




FIG. 1




FIG. 2




FIG. 3

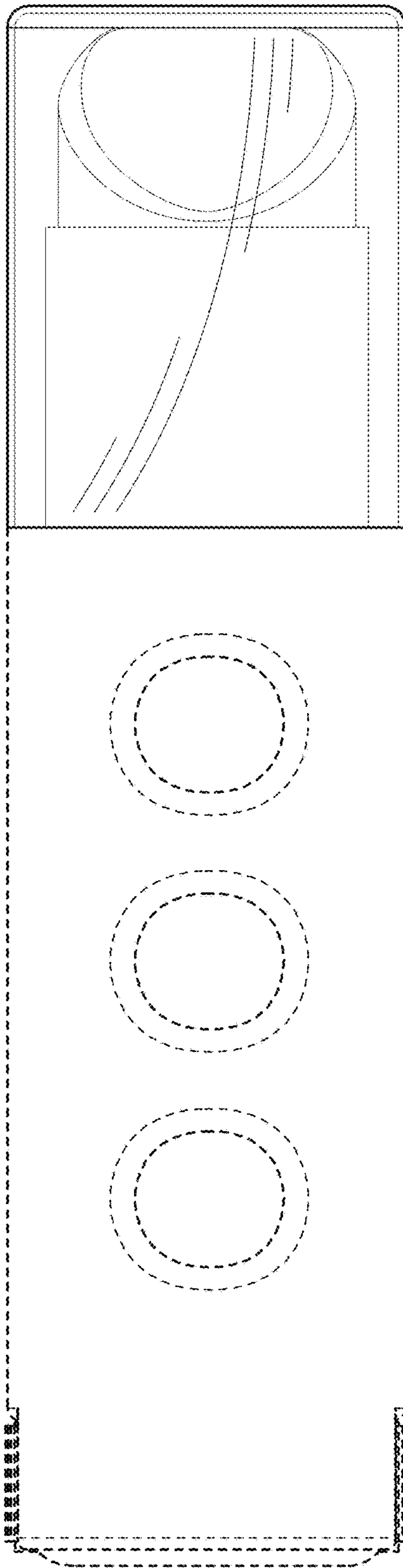


FIG. 4

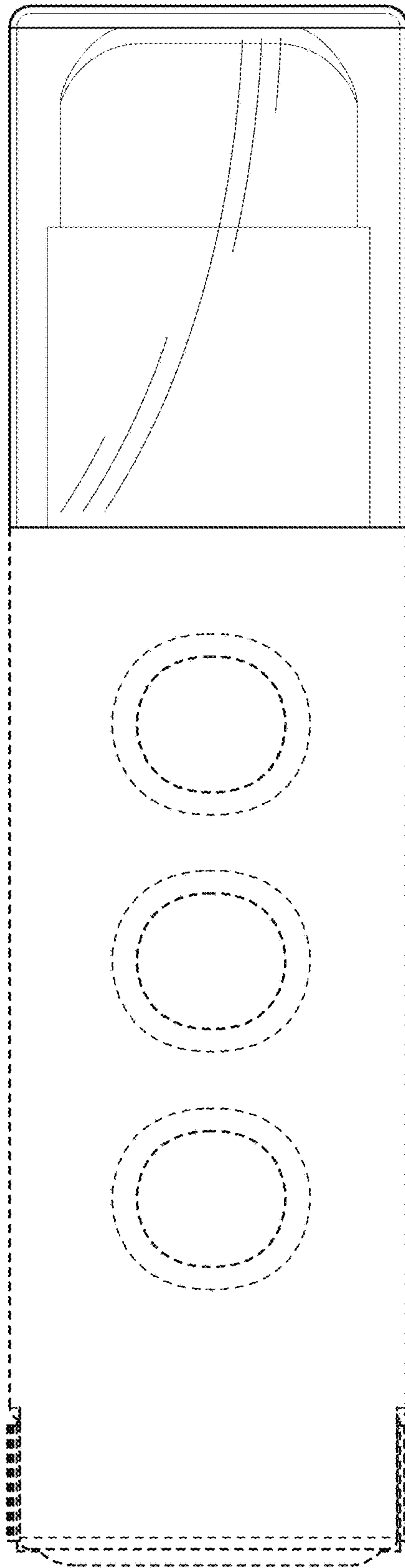


FIG. 5

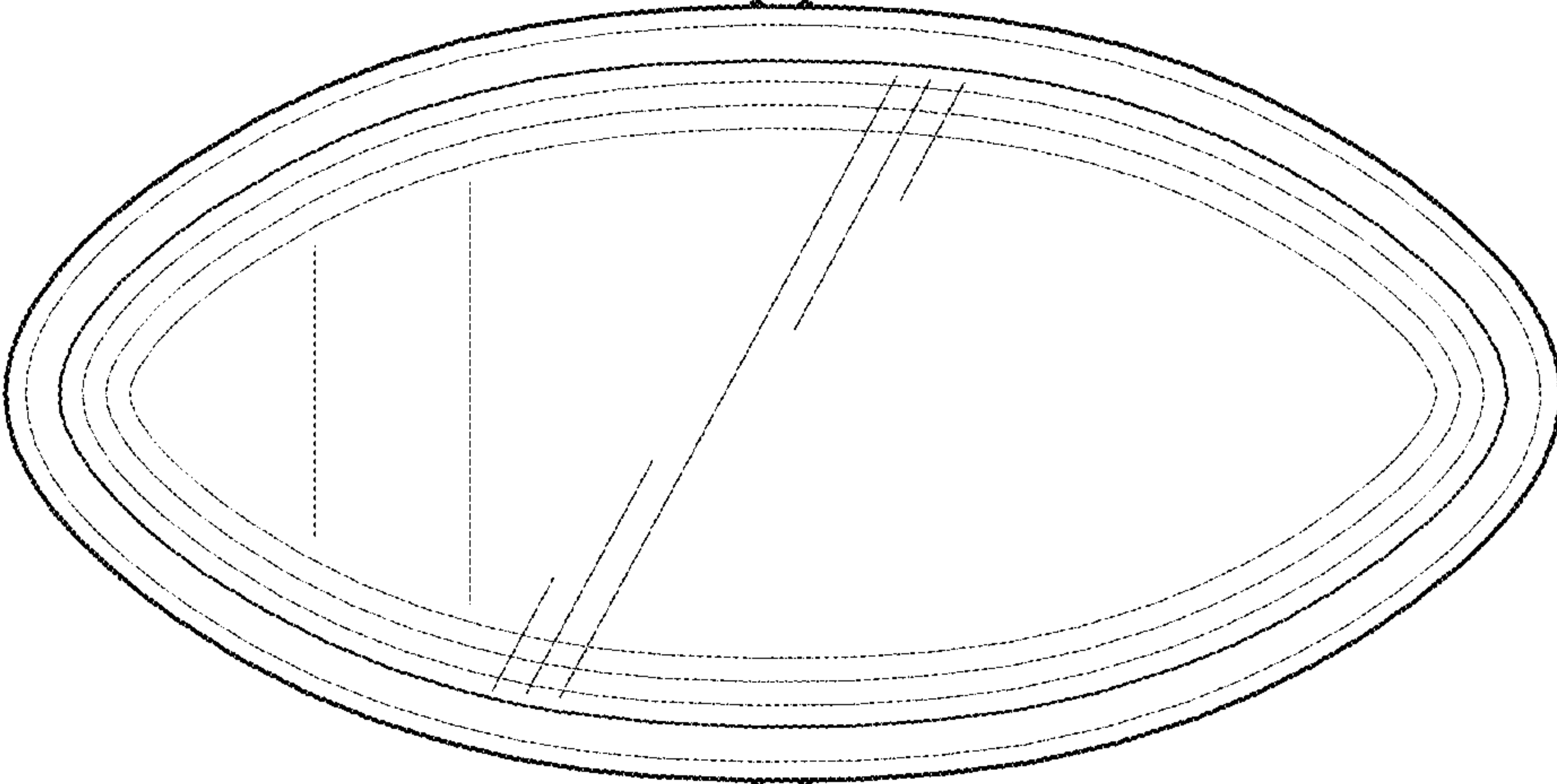


FIG. 6

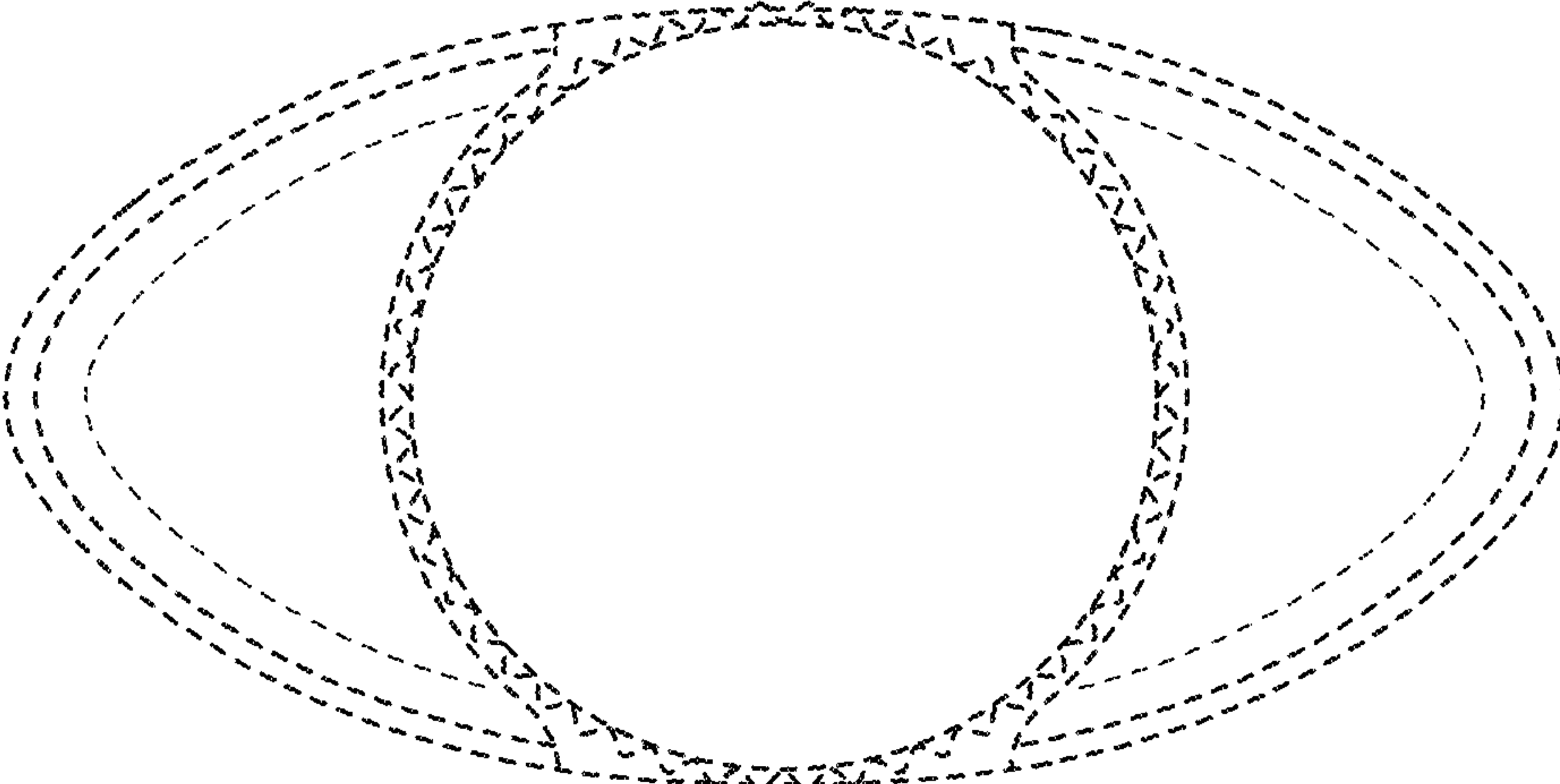


FIG. 7

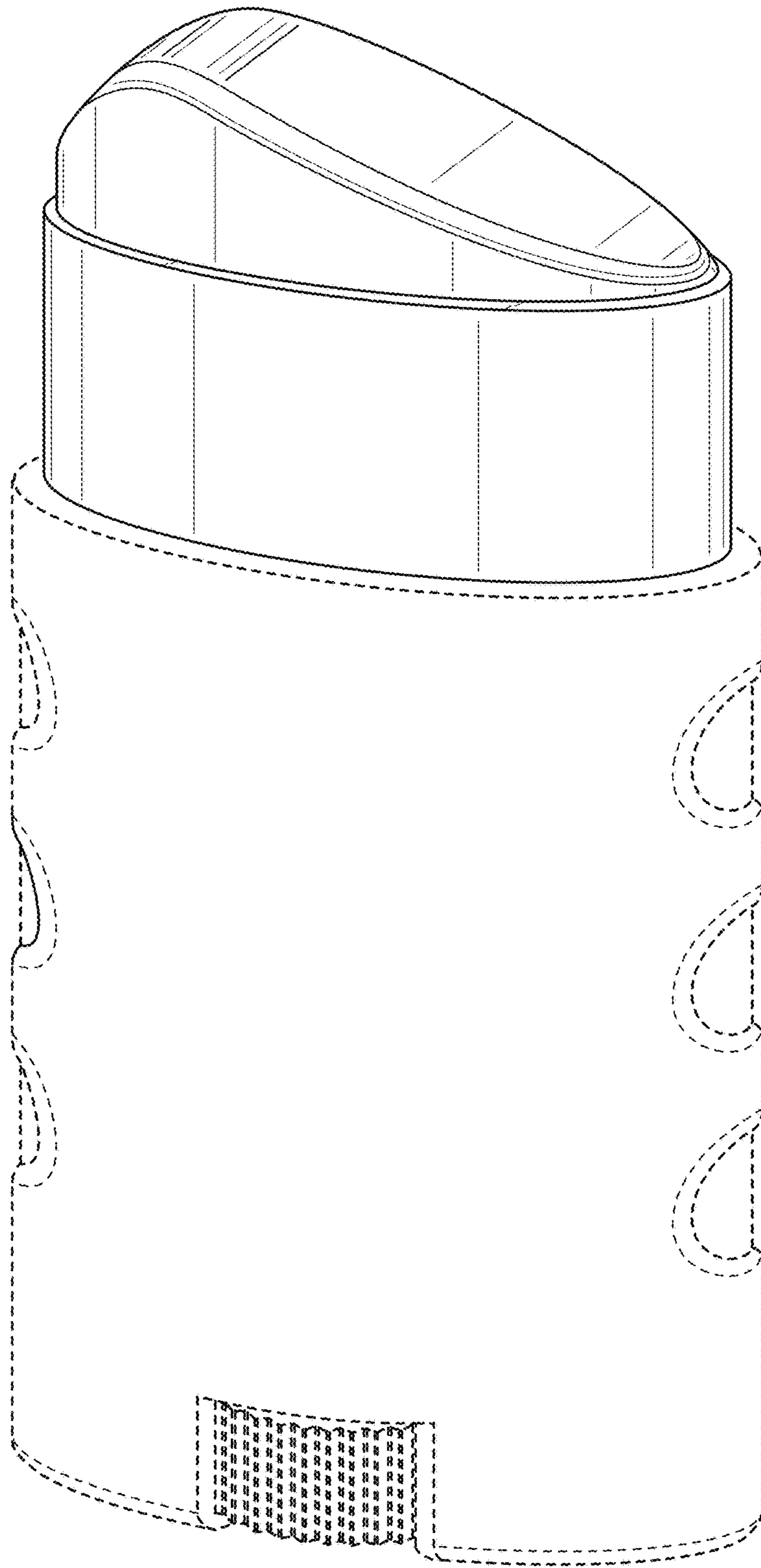


FIG. 8

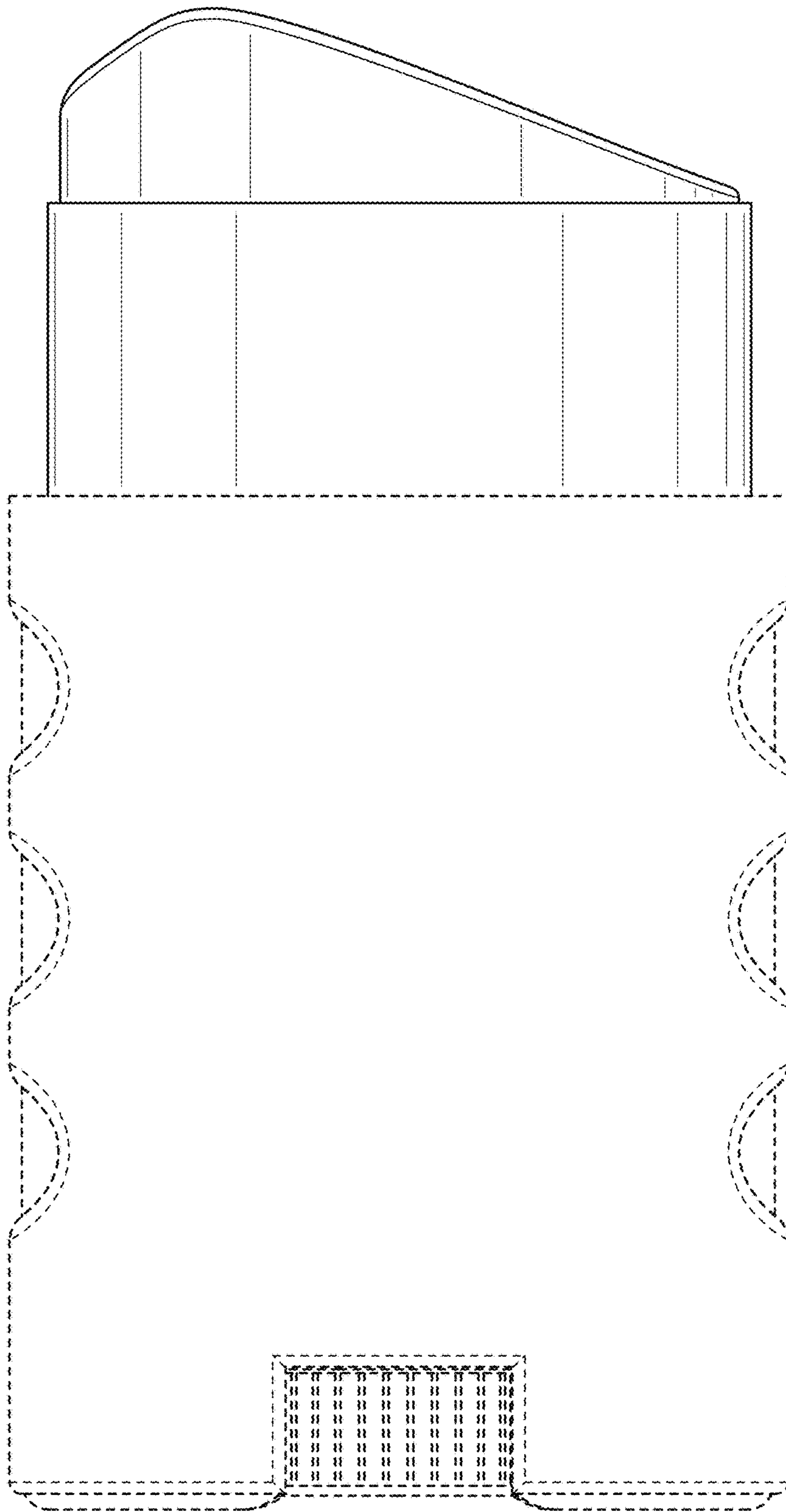


FIG. 9

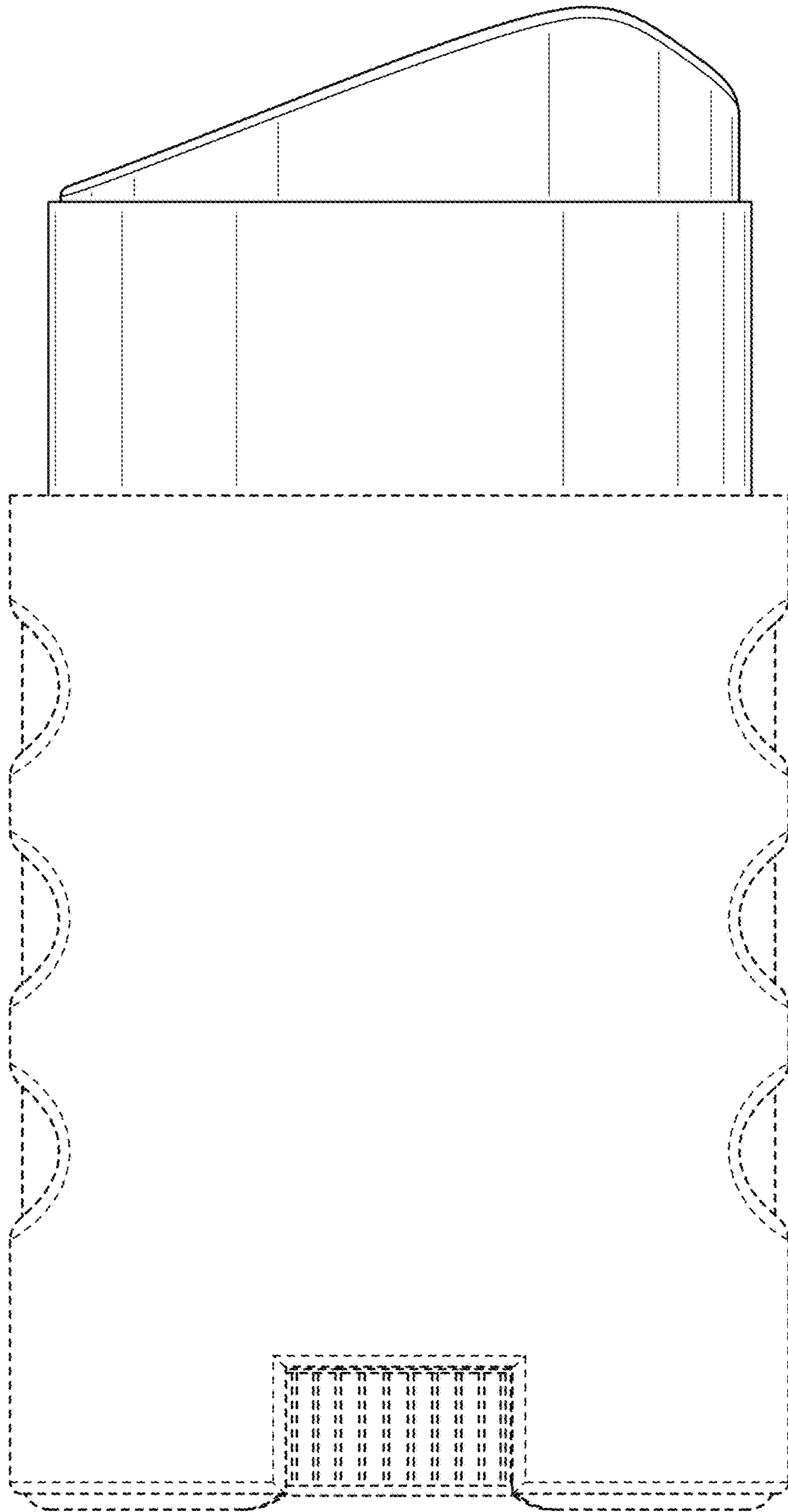


FIG. 10

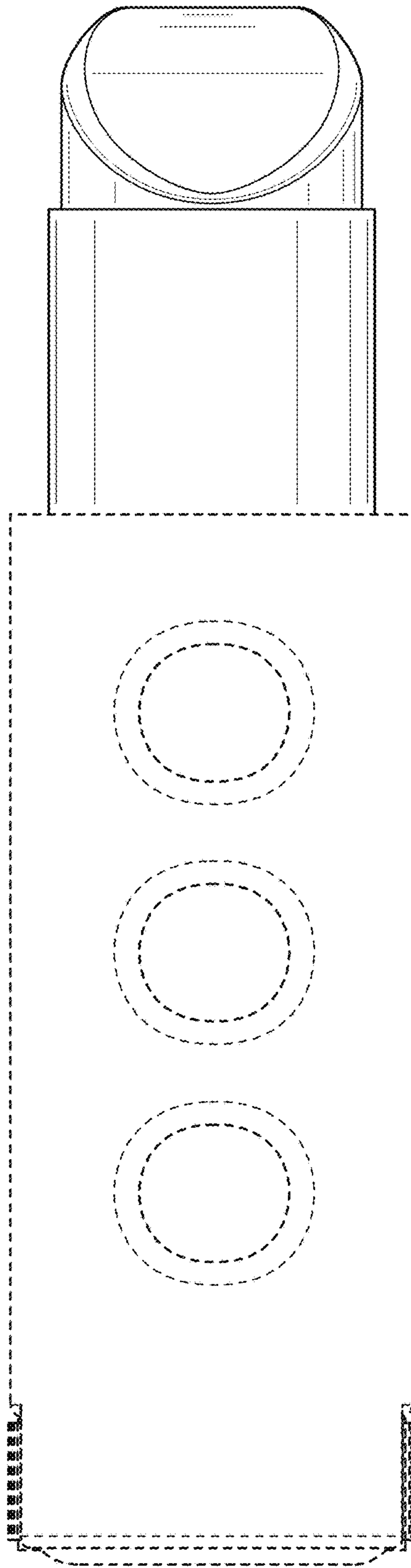


FIG. 11

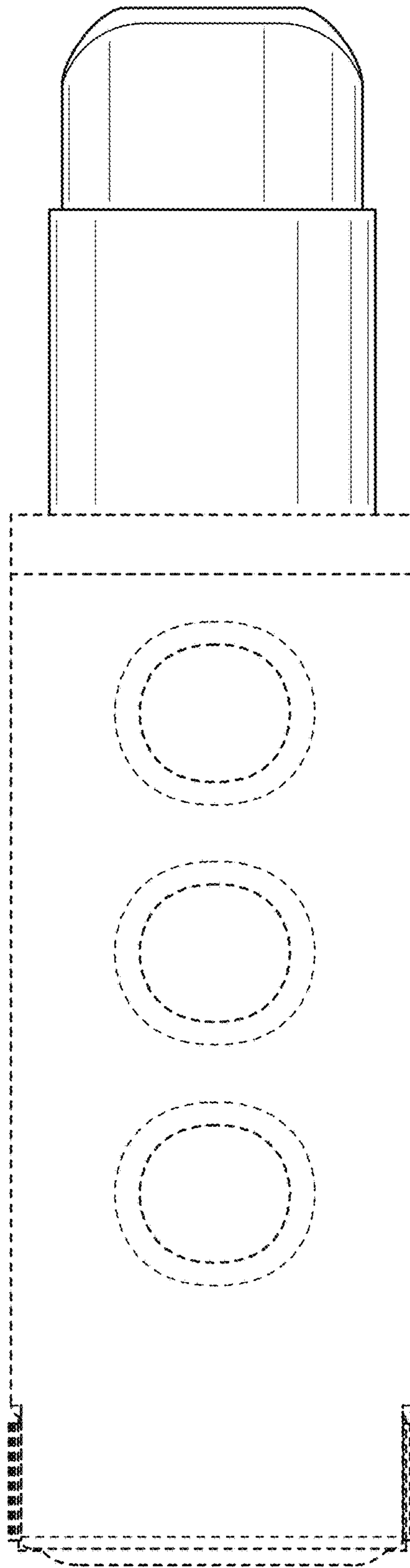


FIG. 12

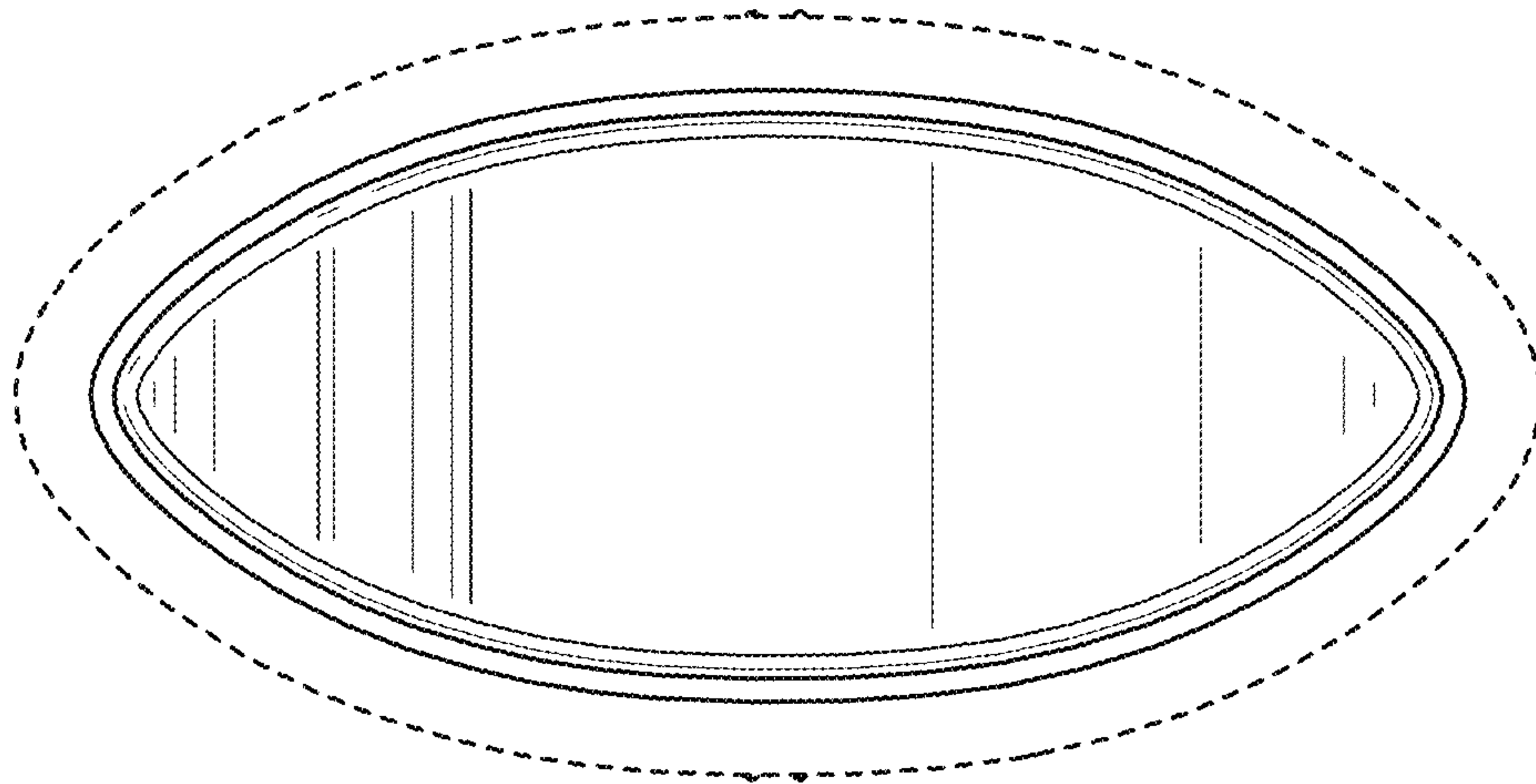


FIG. 13

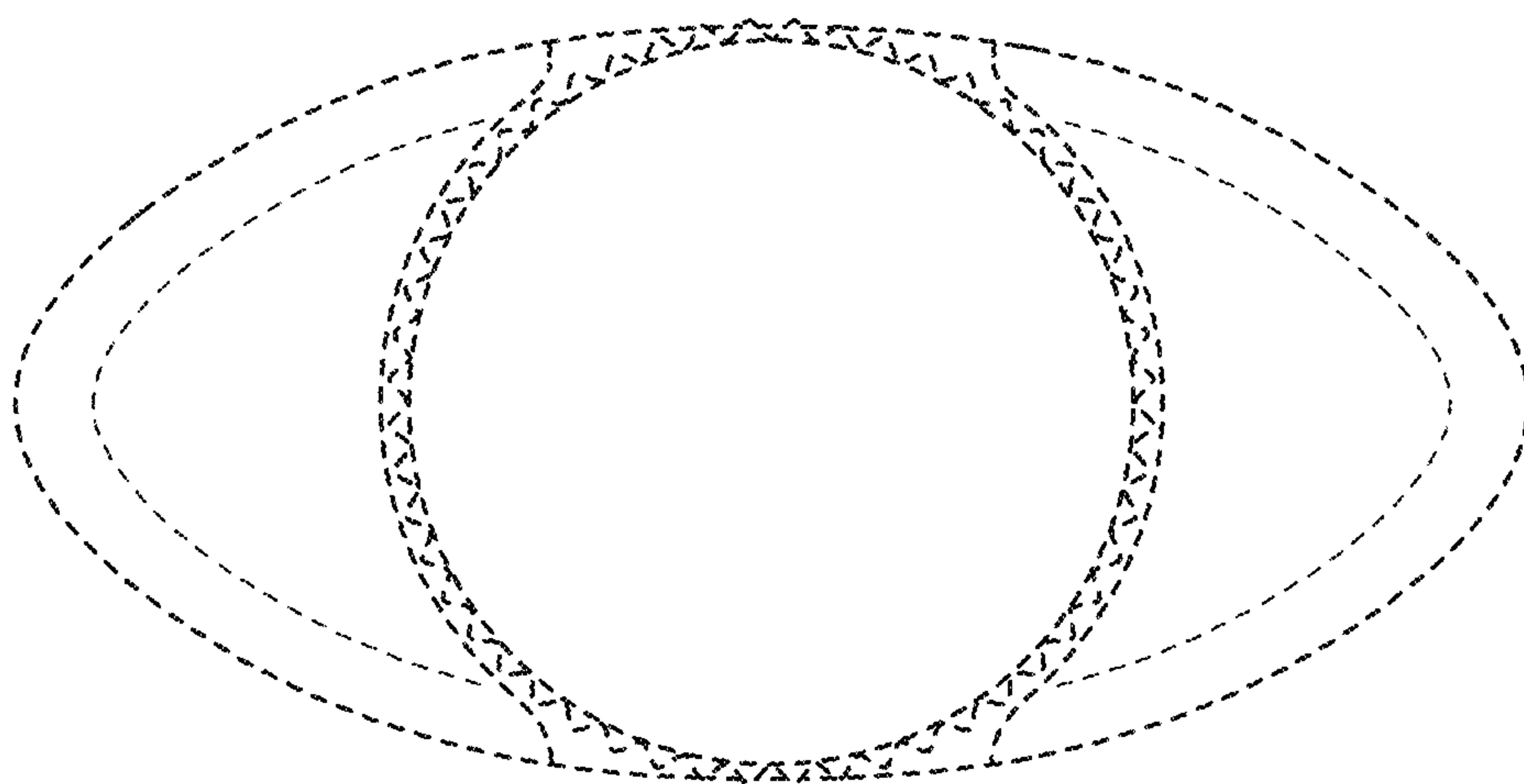


FIG. 14