



US00D782894S

(12) **United States Design Patent** (10) **Patent No.:** **US D782,894 S**
DePietro et al. (45) **Date of Patent:** **** Apr. 4, 2017**

(54) **IMPLEMENT HANDLE**

403/1649; B25G 1/102; B25G 1/10;
B25G 1/105; B25G 3/00; B25G 1/085

See application file for complete search history.

(71) Applicant: **Cequent Consumer Products, Inc.**,
Solon, OH (US)

(56) **References Cited**

(72) Inventors: **Thomas DePietro**, Lakewood, OH
(US); **Joshua James Krohn**, Cuyahoga
Falls, OH (US); **Mark Timothy
Horton**, Mentor, OH (US); **Francis
Bernart**, N. Canton, OH (US)

U.S. PATENT DOCUMENTS

366,099	A *	7/1887	Hinchman	E01H 5/02 294/56
1,477,092	A *	12/1923	Welsh	B25G 3/02 16/444
1,523,083	A *	1/1925	Robinson	B25G 3/02 294/57
1,548,923	A *	8/1925	Wilson	B25G 3/02 294/57

(73) Assignee: **Cequent Consumer Products, Inc.**,
Solon, OH (US)

(Continued)

(**) Term: **14 Years**

Primary Examiner — Derrick Holland

Assistant Examiner — Lauren Calve

(21) Appl. No.: **29/490,442**

(74) *Attorney, Agent, or Firm* — McDonald Hopkins LLC

(22) Filed: **May 9, 2014**

(57) **CLAIM**

(51) **LOC (10) Cl.** **08-01**

The ornamental design of an implement handle, as shown and described.

(52) **U.S. Cl.**

USPC **D8/107**

(58) **Field of Classification Search**

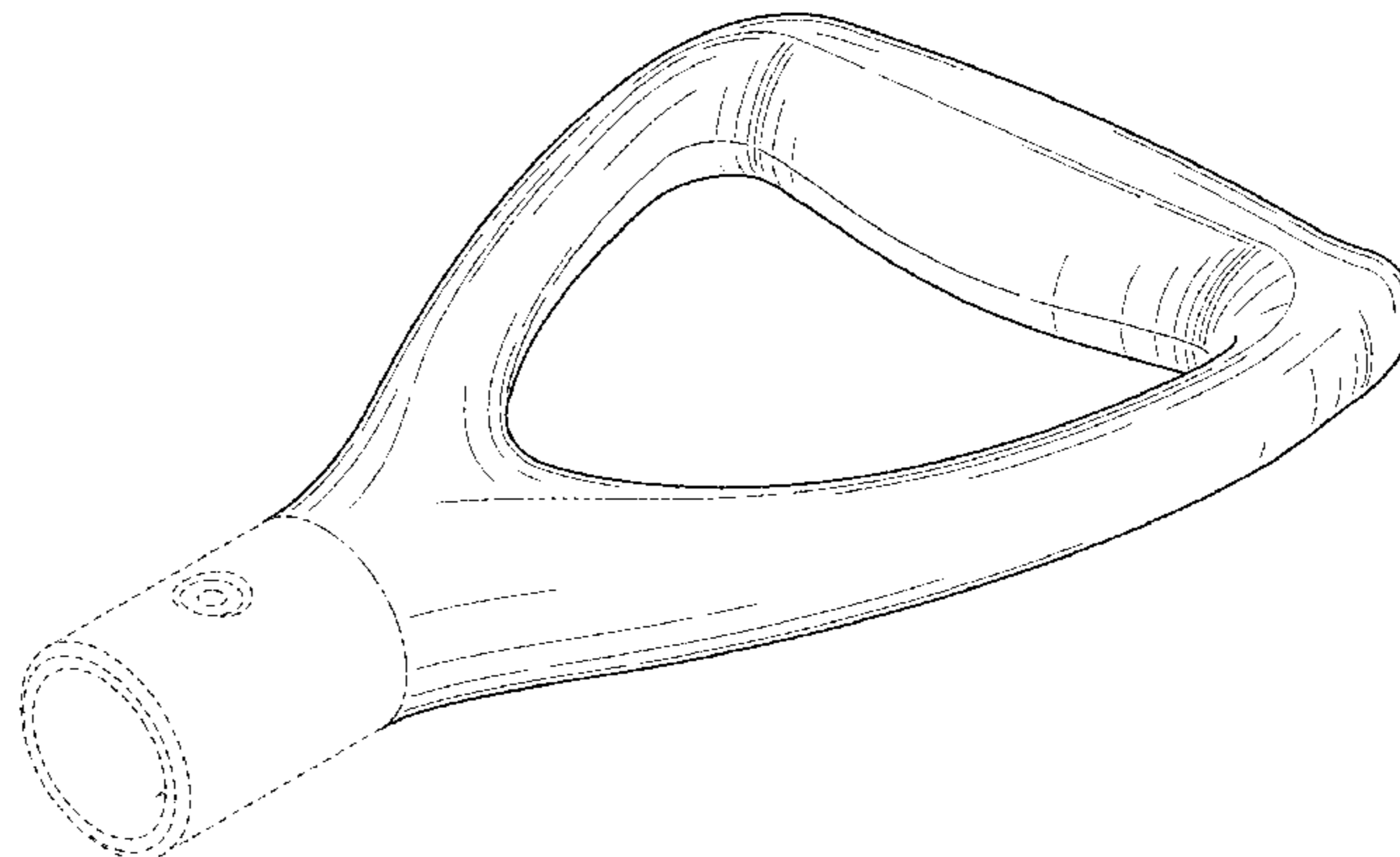
DESCRIPTION

USPC .. D8/1, 3, 10, 107, 300, 303, 307, 311, 312,
D8/315; 16/421, 422, 424, 425, 426, 427,
16/429, 430, 441; D7/395; 74/551.8,
74/551.9; D4/129; 294/57-59

CPC Y10T 16/469; Y10T 16/476; Y10T
74/20828; Y10T 74/20822; Y10T 16/466;
Y10T 16/4713; Y10T 16/4707; Y10T
16/44; Y10T 74/2078; Y10T 74/20732;
Y10T 74/20864; Y10T 16/4559; Y10T
74/2028; Y10T 292/57; Y10T 16/4576;
Y10T 408/96; Y10T 74/20612; Y10T
407/1825; Y10T 74/20642; Y10T 408/65;
Y10T 70/5872; Y10T 74/2042; Y10T
74/20396; Y10T 29/53943; Y10T

FIG. 1 is a perspective view of an implement handle showing our new design;
 FIG. 2 is a rear view thereof;
 FIG. 3 is a front view thereof;
 FIG. 4 is a first side view thereof;
 FIG. 5 is a second side view thereof;
 FIG. 6 is a top plan view thereof;
 FIG. 7 is a bottom plan view thereof;
 FIG. 8 is a perspective view thereof shown in environmental use;
 FIG. 9 is a perspective view thereof shown in a second environmental use; and,
 FIG. 10 is a perspective view thereof shown in a third environmental use.

(Continued)



The features shown in broken lines in the drawing figures depict environmental subject matter only and form no part of the claimed design.

1 Claim, 7 Drawing Sheets

(56)

References Cited

U.S. PATENT DOCUMENTS

1,566,134	A *	12/1925	Welsh	B25G 3/02	
					294/57	
2,430,802	A *	11/1947	Catlin	A01B 1/026	
					294/58	
D189,486	S *	12/1960	Walsh	294/57	
4,461,458	A *	7/1984	Poulin	A01B 1/028	
					254/131.5	
4,659,125	A *	4/1987	Chuan	A63B 47/02	
					16/429	
4,691,954	A *	9/1987	Shaud	B25G 1/04	
					16/422	
D309,242	S *	7/1990	Laslo	D8/1	
5,487,577	A *	1/1996	Ball	A01B 1/026	
					16/426	
D384,866	S *	10/1997	Tisbo	D8/10	
D398,818	S *	9/1998	Tisbo	D8/8	
D405,330	S *	2/1999	Whitehead	D8/10	
6,131,972	A *	10/2000	Whitehead	B25G 1/102	
					16/430	
D459,645	S *	7/2002	Rothfus	D8/303	

D537,700	S *	3/2007	Demar	D8/107	
7,331,620	B2 *	2/2008	Wang	A01B 1/026	
					294/57	
D574,677	S *	8/2008	Broadstone	D8/1	
D592,920	S *	5/2009	Boies	D8/10	
7,581,771	B2 *	9/2009	Rosine	A01B 1/02	
					294/54.5	
D618,973	S *	7/2010	Gosselin	D8/10	
D621,669	S *	8/2010	Donald	D8/7	
8,056,646	B2 *	11/2011	Broadstone	A01C 5/02	
					111/106	
8,375,499	B1 *	2/2013	Marino	B25G 1/102	
					15/143.1	
D678,012	S *	3/2013	Arcati	D8/1	
D680,403	S *	4/2013	Adams	D8/107	
D684,439	S *	6/2013	Broadstone	D8/1	
8,740,272	B2 *	6/2014	Walden	A01B 1/026	
					294/58	
8,782,854	B1 *	7/2014	Samuels	B25G 1/102	
					16/428	
D712,220	S *	9/2014	Boies	D8/10	
D712,231	S *	9/2014	Thompson	D8/300	
9,050,717	B2 *	6/2015	Mouch	B25G 3/04	
9,198,337	B2 *	12/2015	Walsh	A01B 1/026	
9,259,834	B2 *	2/2016	Mouch	B25G 1/04	
2013/0269153	A1 *	10/2013	Longley	B25G 1/00	
					16/426	
2013/0288864	A1 *	10/2013	Holland	A63B 21/4023	
					482/126	
2015/0005143	A1 *	1/2015	Liu	A63B 21/0557	
					482/129	

* cited by examiner

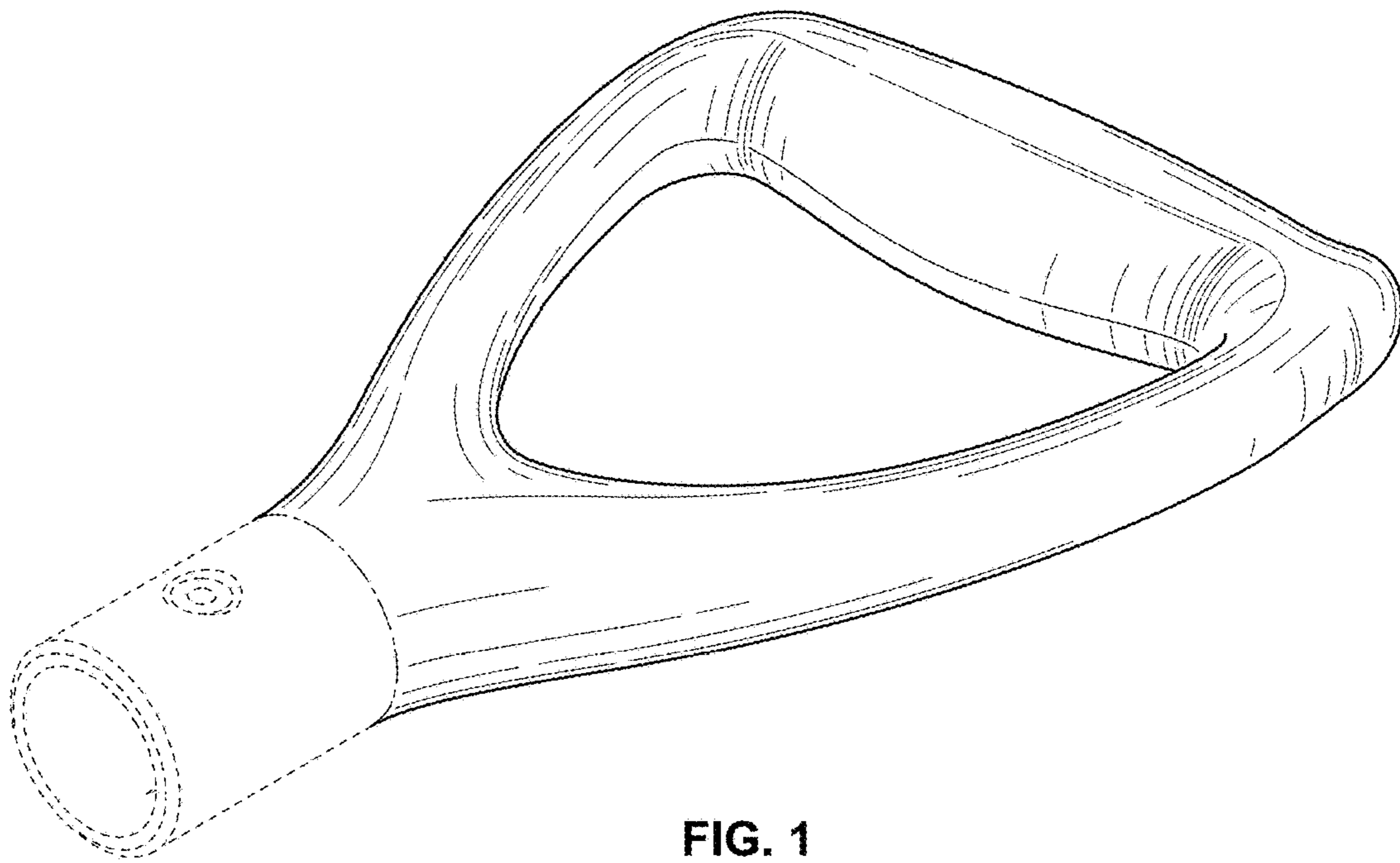


FIG. 1

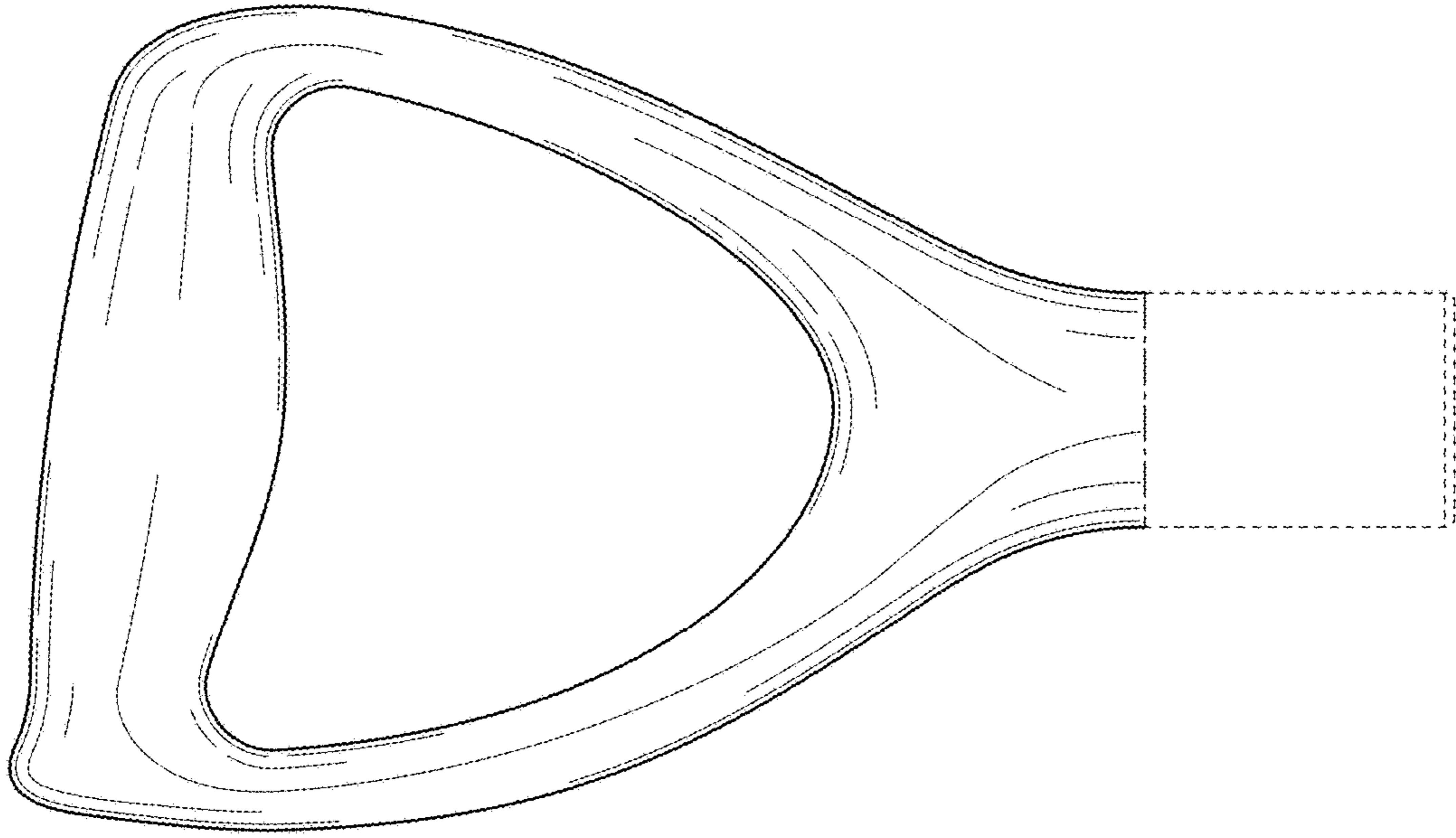


FIG. 3

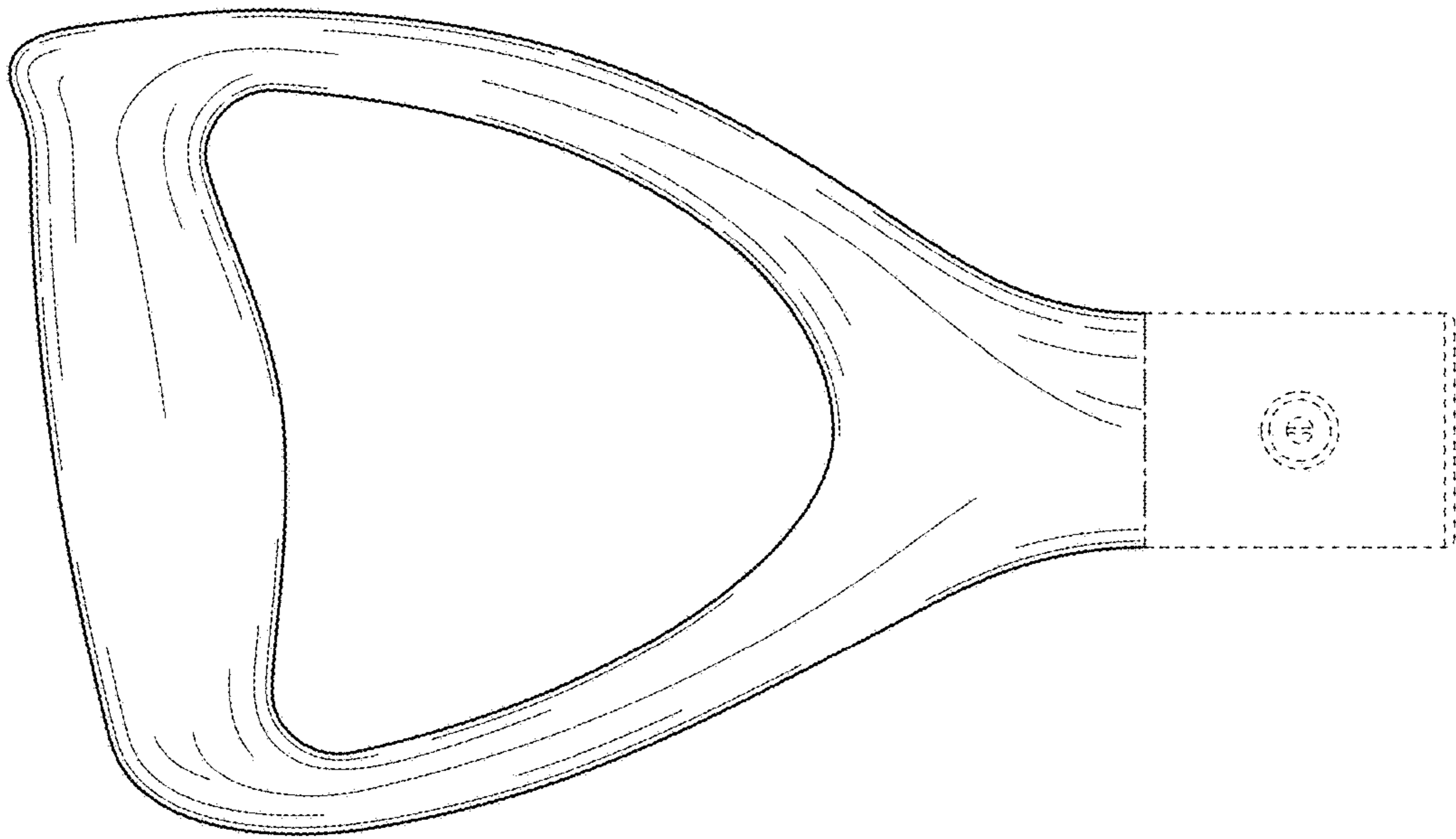


FIG. 2

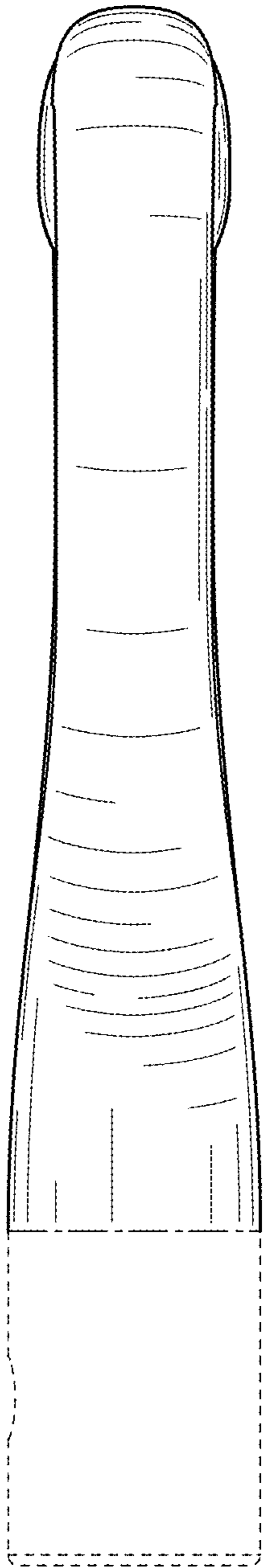


FIG. 4

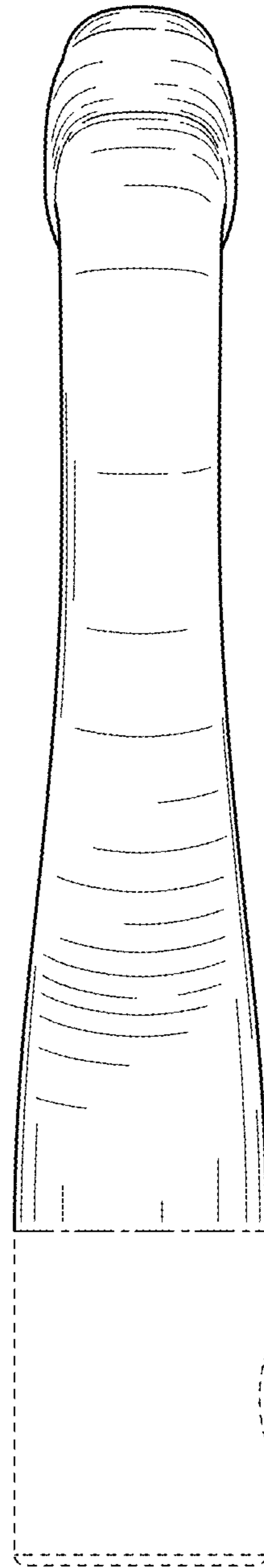


FIG. 5

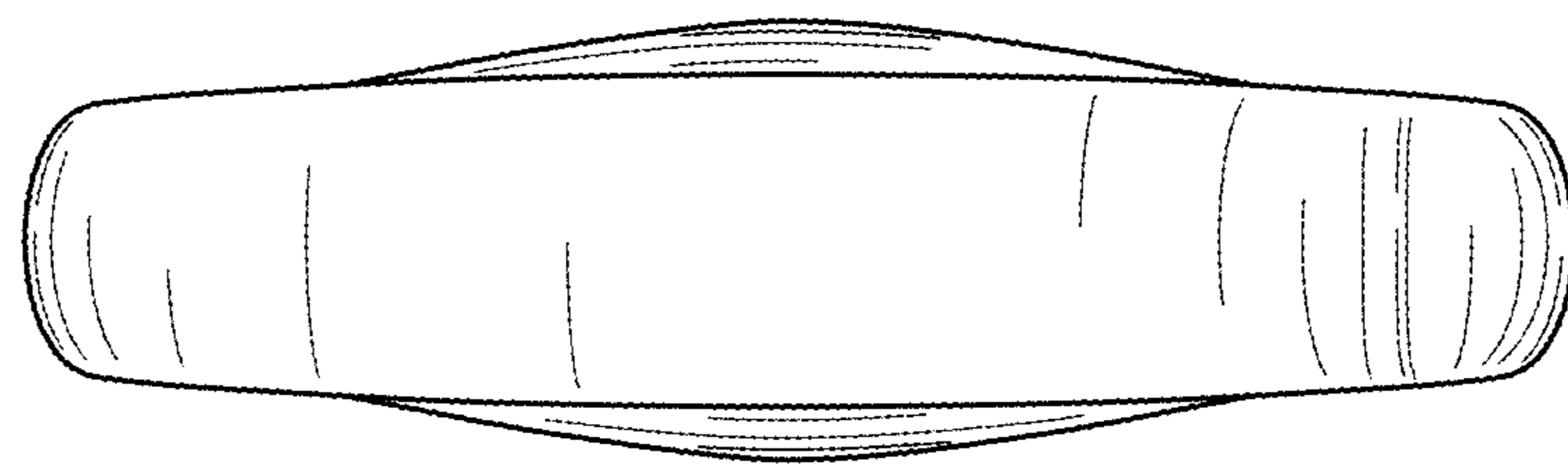


FIG. 6

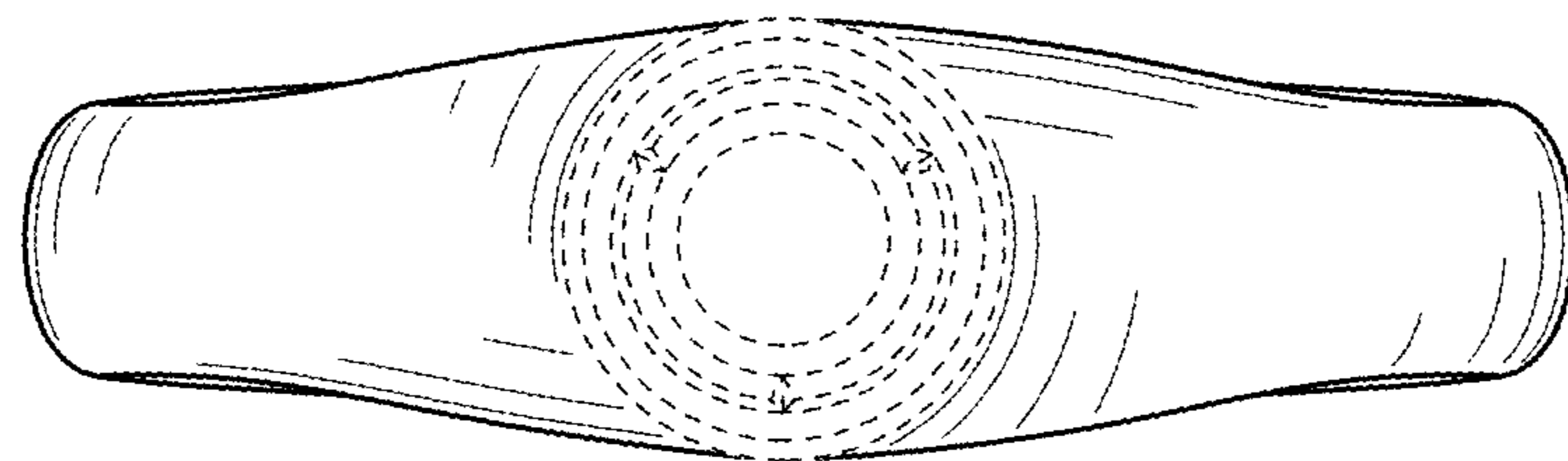


FIG. 7

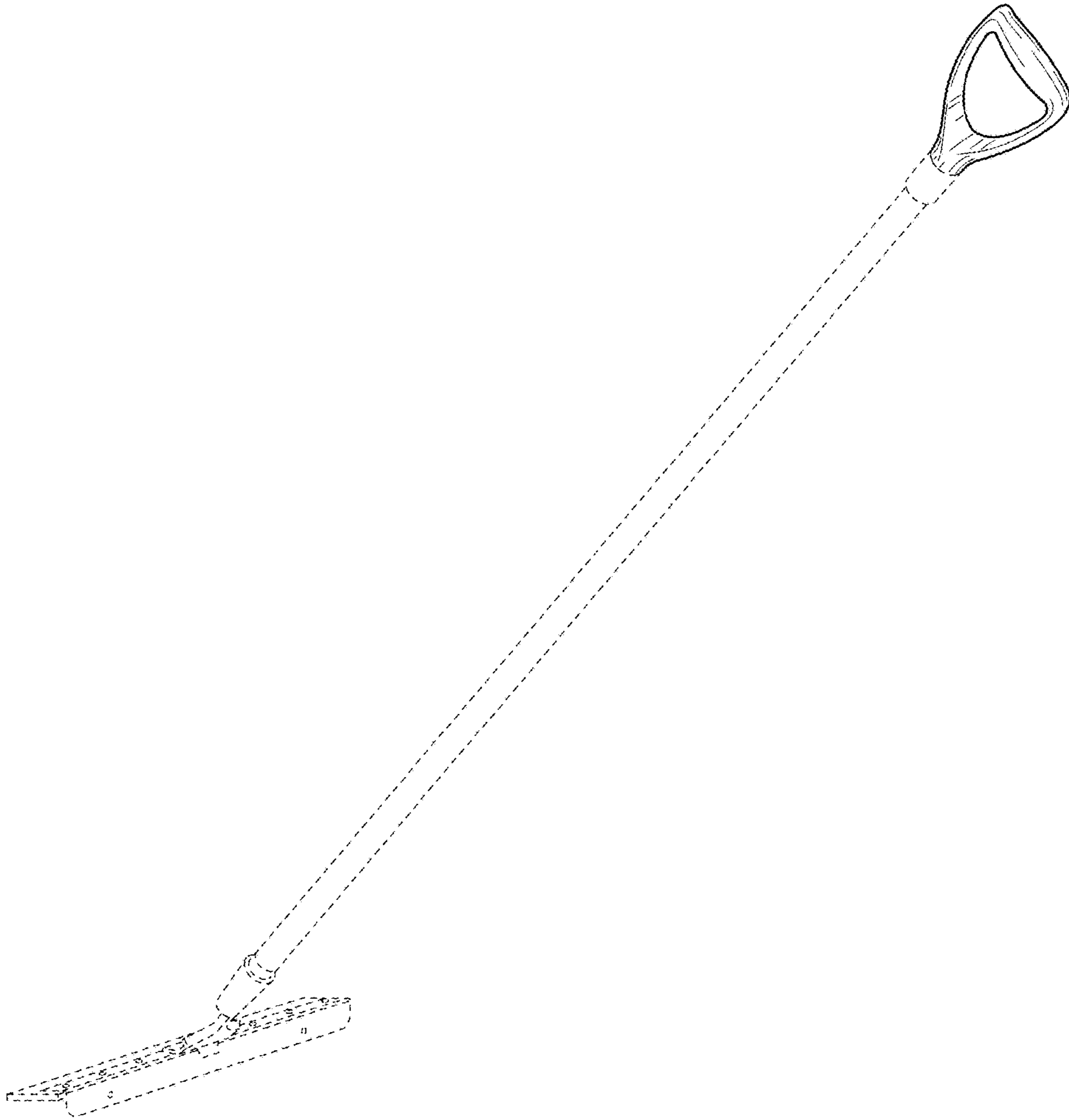


FIG. 8




FIG. 9

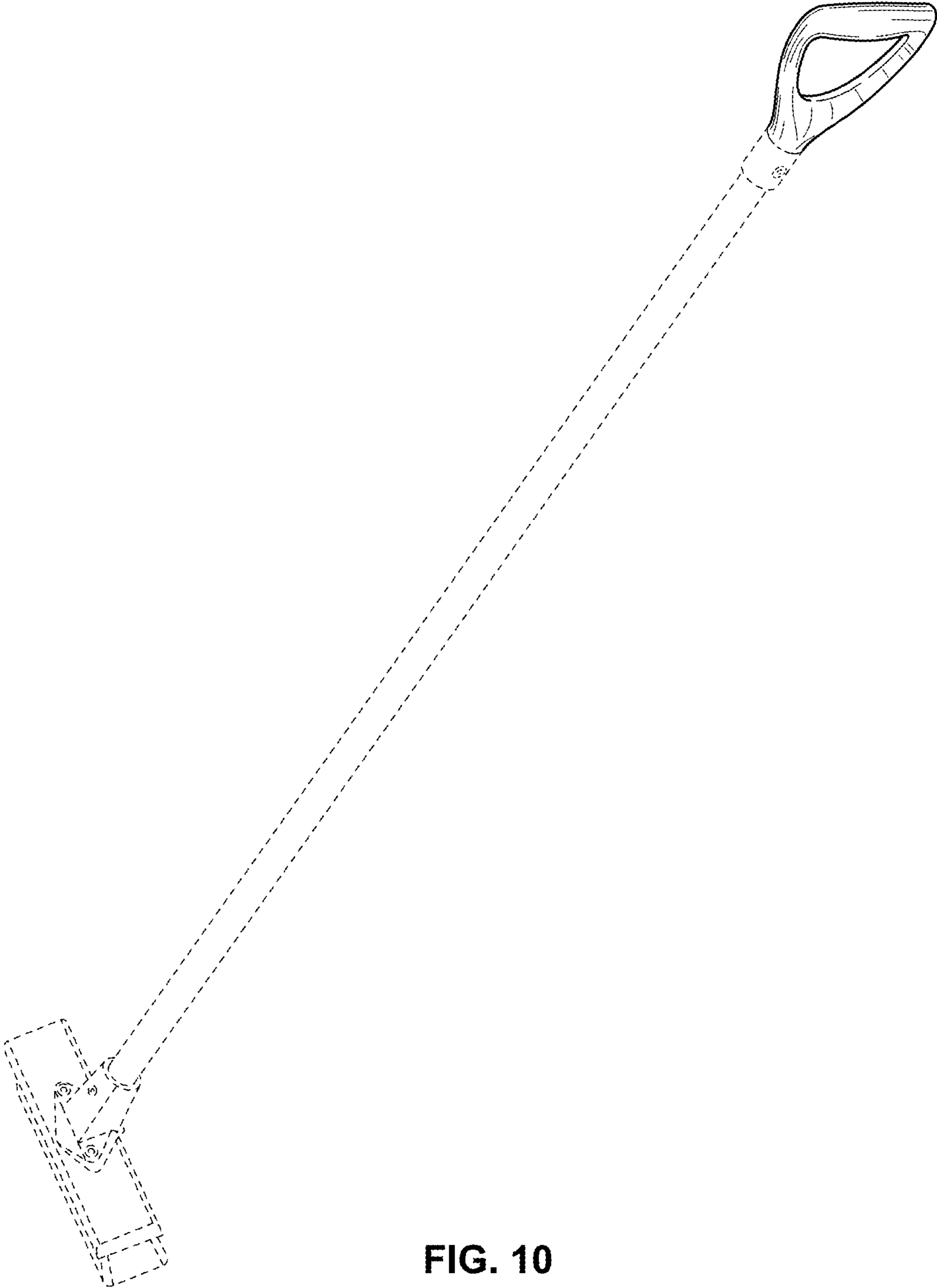


FIG. 10