



US00D782884S

(12) **United States Design Patent**
Aschner

(10) **Patent No.:** **US D782,884 S**
(45) **Date of Patent:** **** Apr. 4, 2017**

(54) **SPOON**

(71) Applicant: **Adam Scott Aschner**, Dallas, TX (US)

(72) Inventor: **Adam Scott Aschner**, Dallas, TX (US)

(**) Term: **15 Years**

(21) Appl. No.: **29/537,218**

(22) Filed: **Aug. 24, 2015**

(51) **LOC (10) Cl.** **07-03**

(52) **U.S. Cl.**
USPC **D7/653**; D7/401.2; D7/642

(58) **Field of Classification Search**
USPC D7/368, 400, 401.2, 642-647, 653-666,
D7/669, 675-677, 683, 688-689,
D7/691-692; D8/107, 300-301;
D10/46.2; D22/117-118
CPC ... A01D 9/02; A01D 9/04; A01D 9/06; A47G
21/00; A47G 21/004; A47G 21/005;
A47G 21/02; A47G 21/023; A47G 21/04;
A47G 21/06; A47G 21/08; A47J 43/28;
A47J 43/281; A47J 43/282; A47J 43/283;
A61F 13/10; A61J 7/0023; B25G 1/00;
B25G 1/01; B25G 1/02; B25G 3/00;
B65D 75/56; B65D 75/563; B65D
75/566; B67B 7/00; B67B 7/724; B67B
7/73

See application file for complete search history.

(56) **References Cited**

U.S. PATENT DOCUMENTS

1,108,767 A * 8/1914 Lechner A47G 21/04
30/328
D140,264 S * 2/1945 Frber D7/647
D195,865 S * 8/1963 Sundquist D7/666
D264,171 S * 5/1982 Velasco D7/647

D367,406 S * 2/1996 Ancona D7/691
D403,600 S * 1/1999 Conforti D10/46.2
D440,115 S * 4/2001 Kennedy, III D7/400
D530,978 S * 10/2006 Lo D7/401.2
D536,934 S * 2/2007 Huber D7/653
D629,263 S * 12/2010 Pico D7/653
D728,320 S * 5/2015 Davila D7/647
D753,965 S * 4/2016 Schuler D7/692

(Continued)

Primary Examiner — Ricky Pham

(74) *Attorney, Agent, or Firm* — Kintner IP, LLC; Mary Frances Ludwig

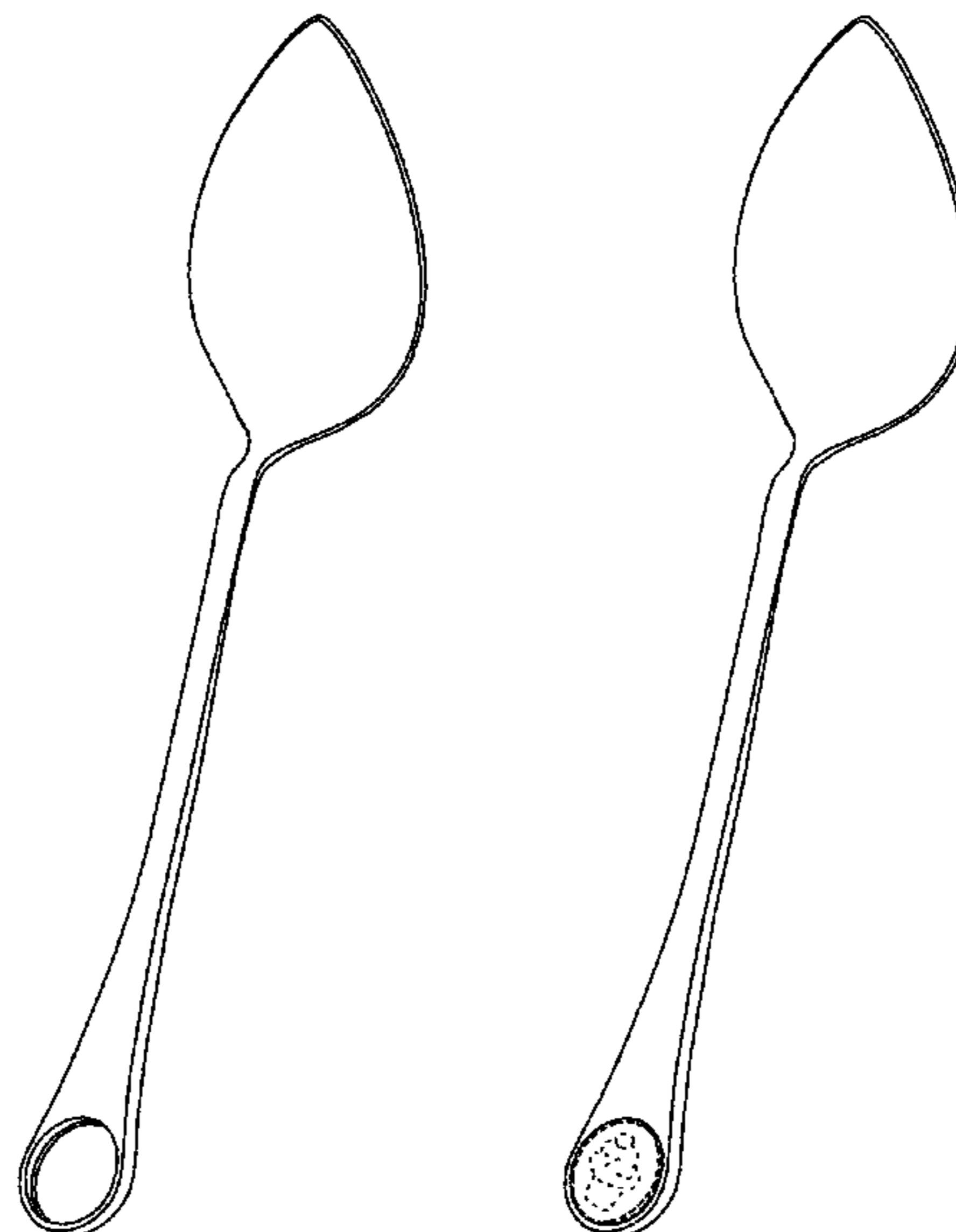
(57) **CLAIM**

The ornamental design for a spoon, as shown and described.

DESCRIPTION

FIG. 1 is a perspective view of a spoon showing my new design;
FIG. 2 is a top plan view thereof;
FIG. 3 is a left side elevation view thereof, the right side being a mirror image;
FIG. 4 is a bottom plan view thereof;
FIG. 5 is an enlarged partial sectional view along line 5-5 of FIG. 2;
FIG. 6 is a partial sectional view along line 6-6 of FIG. 2;
FIG. 7 is a perspective view of the spoon shown with inset artwork wherein elements shown in broken lines form no part of the claimed design;
FIG. 8 is a perspective view of a second embodiment of the spoon;
FIG. 9 is a top plan view of the embodiment of FIG. 8;
FIG. 10 is a left side elevation view of the embodiment of FIG. 8, the right side being a mirror image; and,
FIG. 11 is a bottom plan view of the embodiment of FIG. 8.
My spoon design includes a recess intended for inserting artwork.

1 Claim, 4 Drawing Sheets



(56)

References Cited

U.S. PATENT DOCUMENTS

2005/0145733 A1* 7/2005 Silver A47J 43/283
241/168

* cited by examiner

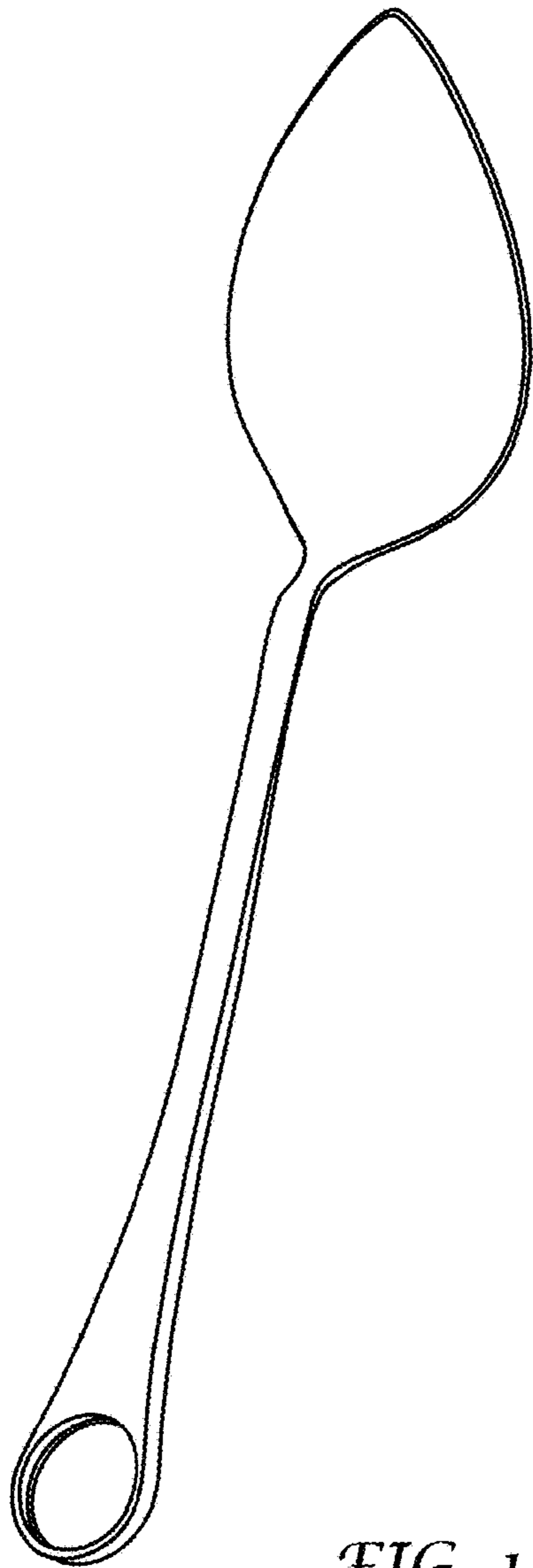


FIG. 1

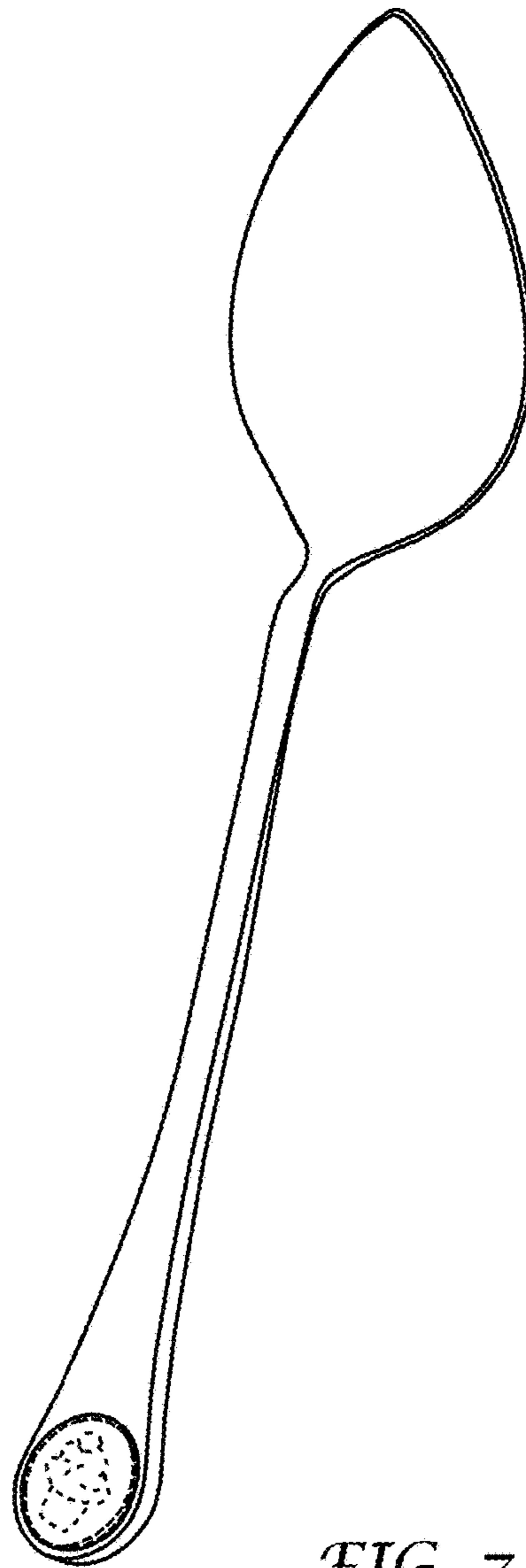


FIG. 7

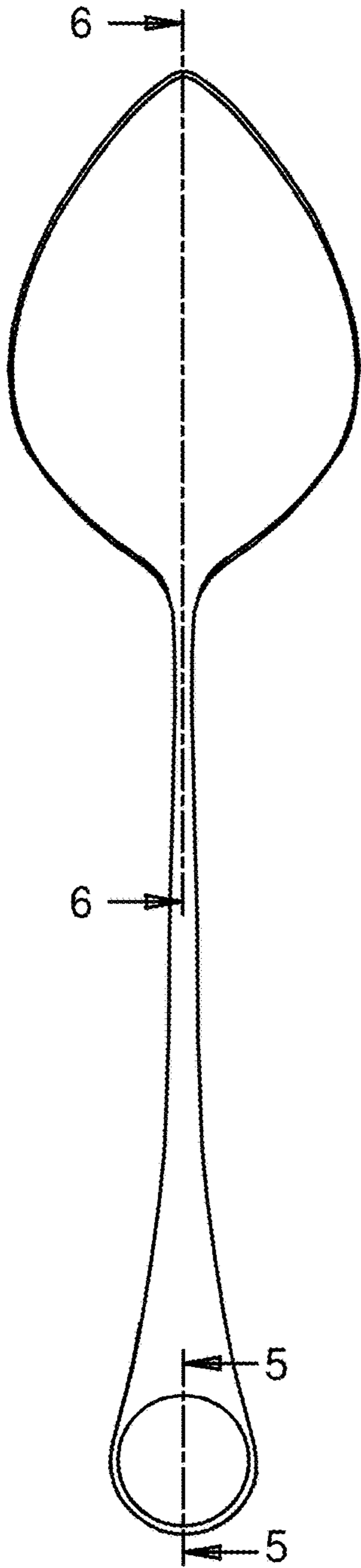


FIG. 2



FIG. 3

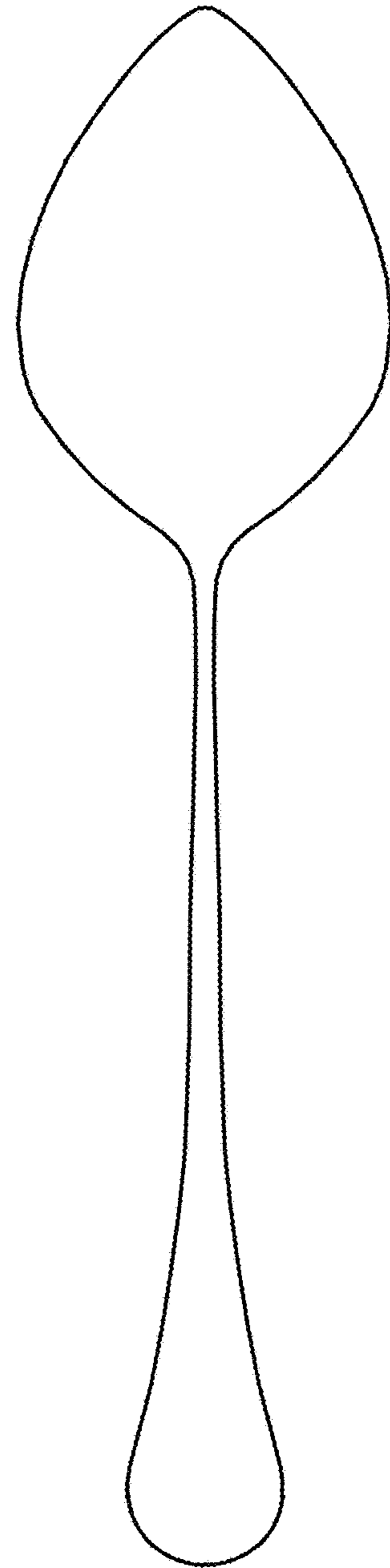


FIG. 4



FIG. 5



FIG. 6

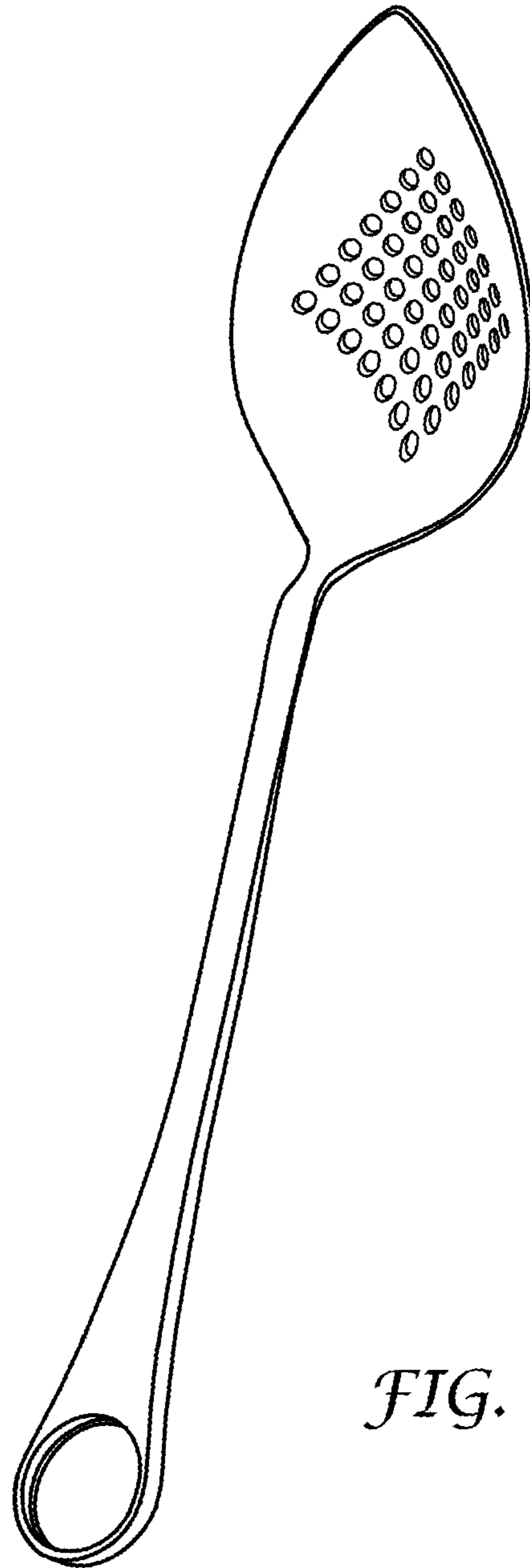


FIG. 8

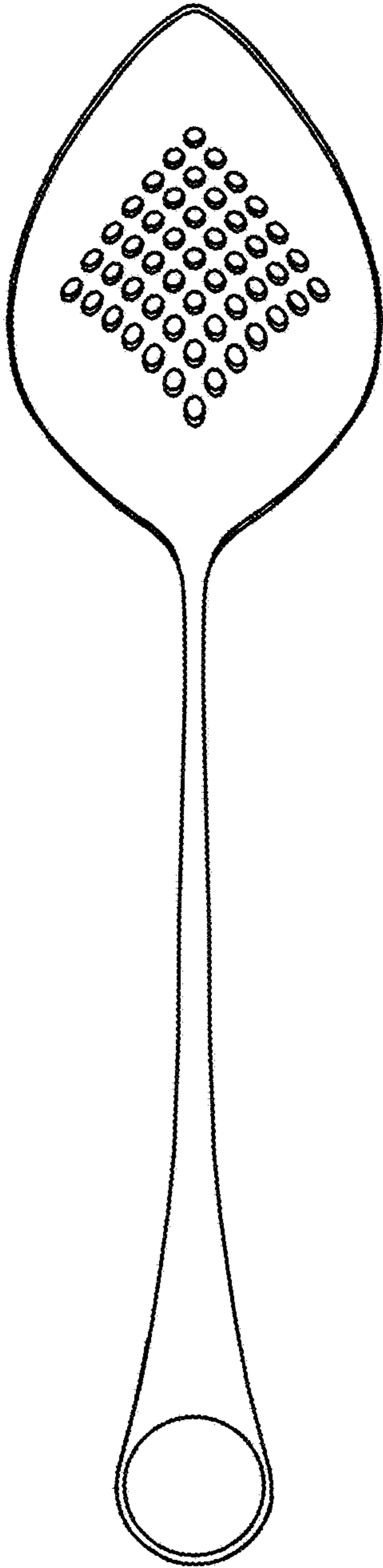


FIG. 9




FIG. 10

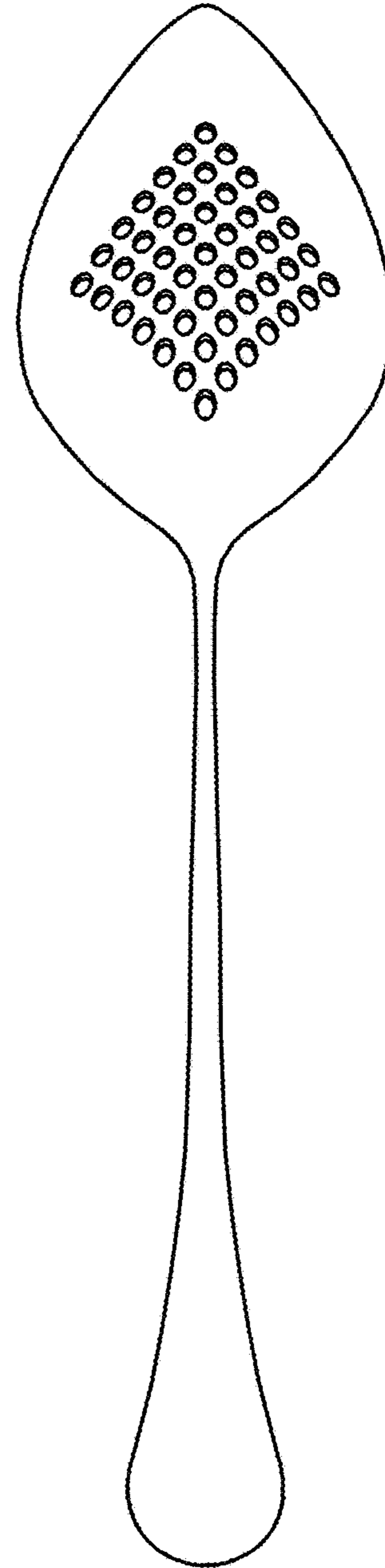


FIG. 11