



US00D782879S

(12) **United States Design Patent**
Schiller et al.

(10) **Patent No.:** **US D782,879 S**

(45) **Date of Patent:** **** Apr. 4, 2017**

(54) **PAN HOLDER**

(71) Applicant: **KING ZAK INDUSTRIES, INC.,**
Goshen, NY (US)

(72) Inventors: **Aaron Schiller**, Airmont, NY (US);
Carrie Schonfeld, Airmont, NY (US)

(73) Assignee: **KING ZAK INDUSTRIES, INC.,**
Goshen, NY (US)

(**) Term: **15 Years**

(21) Appl. No.: **29/559,156**

(22) Filed: **Mar. 24, 2016**

(51) **LOC (10) Cl.** **07-01**

(52) **U.S. Cl.**
USPC **D7/601; D7/602; D7/609; D7/667;**
D3/306; D23/261

(58) **Field of Classification Search**
USPC **D7/584, 400, 601, 602, 667, 609,**
D7/359.354, 360, 409, 587; D3/306, 309,
D3/307, 308, 314; D23/261; D11/152
CPC **A47G 23/04; B65D 7/20; B65D 85/22;**
B65D 25/32
See application file for complete search history.

(56) **References Cited**

U.S. PATENT DOCUMENTS

D296,601 S *	7/1988	Chap	D3/306
D339,266 S *	9/1993	Lockett	D7/323
D351,088 S *	10/1994	Hsiao	D7/354
D416,165 S *	11/1999	Zemel	D7/354
D420,513 S *	2/2000	Chen	D3/201
6,840,593 B2 *	1/2005	Remmers	A47B 88/0422 211/126.15
D526,454 S *	8/2006	Plikuhn	D3/306
D608,599 S *	1/2010	Goodman	D7/601
D616,225 S *	5/2010	Calco	D6/675.1

D629,610 S *	12/2010	Goodman	D3/306
D629,656 S *	12/2010	Goodman	D7/601
D631,301 S *	1/2011	Goodman	D7/602
D634,121 S *	3/2011	Goodman	D3/306
D636,999 S *	5/2011	Goodman	D3/306
D637,000 S *	5/2011	Goodman	D3/306
D648,130 S *	11/2011	Goodman	D3/306
D648,131 S *	11/2011	Goodman	D3/306
D650,175 S *	12/2011	Lee	D3/306
D670,971 S *	11/2012	Goodman	D7/601
D703,491 S *	4/2014	Goodman	D7/601
D707,078 S *	6/2014	Rivera	D7/354
D734,094 S *	7/2015	Vogds	D7/354
D738,803 S *	9/2015	Zhu	D12/203

(Continued)

Primary Examiner — Marianne Pandozzi

(74) *Attorney, Agent, or Firm* — Hodgson Russ LLP


(57) **CLAIM**

The ornamental design for a pan holder, as shown and described.

DESCRIPTION

FIG. 1 is a perspective view of a first embodiment of a pan holder showing my new design;
 FIG. 2 is a left side view thereof;
 FIG. 3 is a right side view thereof;
 FIG. 4 is a front view thereof;
 FIG. 5 is a rear view thereof;
 FIG. 6 is a bottom view thereof;
 FIG. 7 is a top view thereof;
 FIG. 8 is a perspective view of a second embodiment of a pan holder;
 FIG. 9 is a left side view thereof;
 FIG. 10 is a right side view thereof;
 FIG. 11 is a front view thereof;
 FIG. 12 is a rear view thereof;
 FIG. 13 is a bottom view thereof; and,
 FIG. 14 is a top view thereof.

1 Claim, 14 Drawing Sheets



(56)

References Cited

U.S. PATENT DOCUMENTS

D745,281 S	*	12/2015	Goodman	D3/306
D747,932 S	*	1/2016	Goodman	D7/601
D758,732 S	*	6/2016	Goodman	D3/306
D764,171 S	*	8/2016	Goodman	D3/306

* cited by examiner




FIG. 1




FIG. 2




FIG. 3

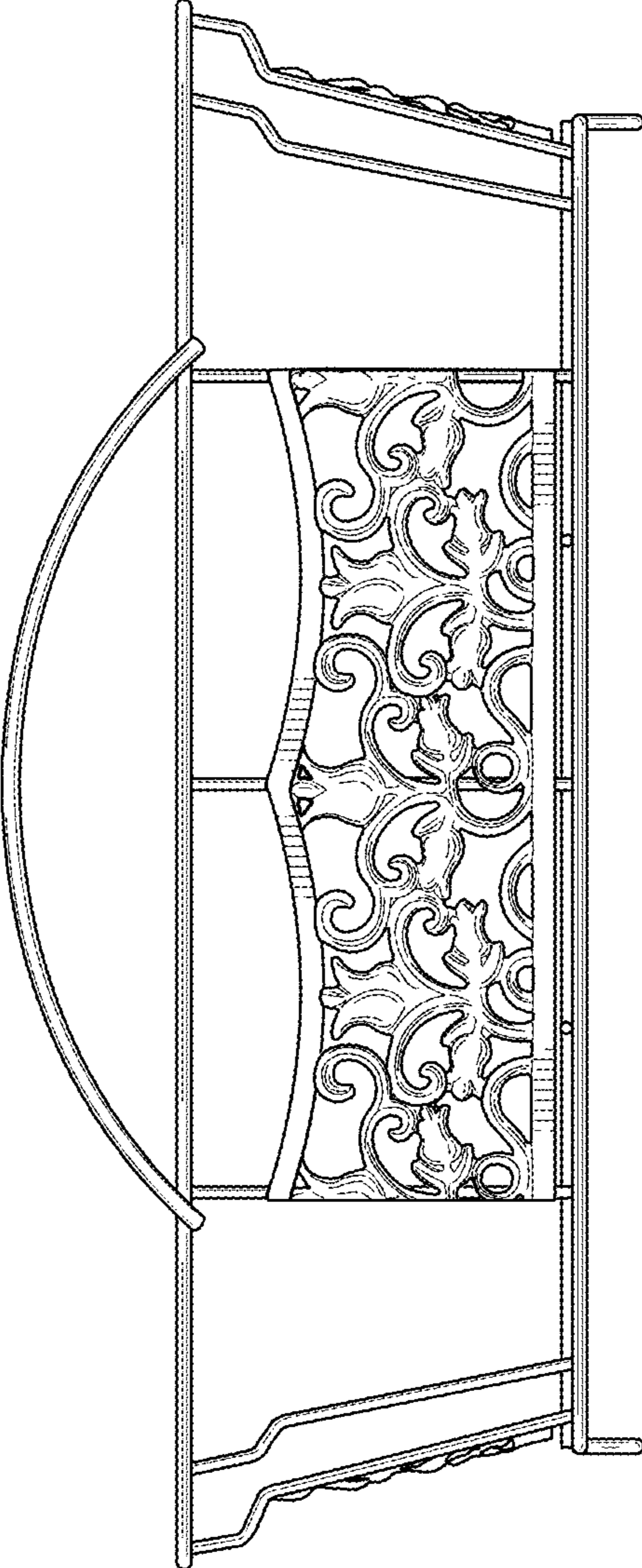


FIG. 4




FIG. 5




FIG. 6




FIG. 7

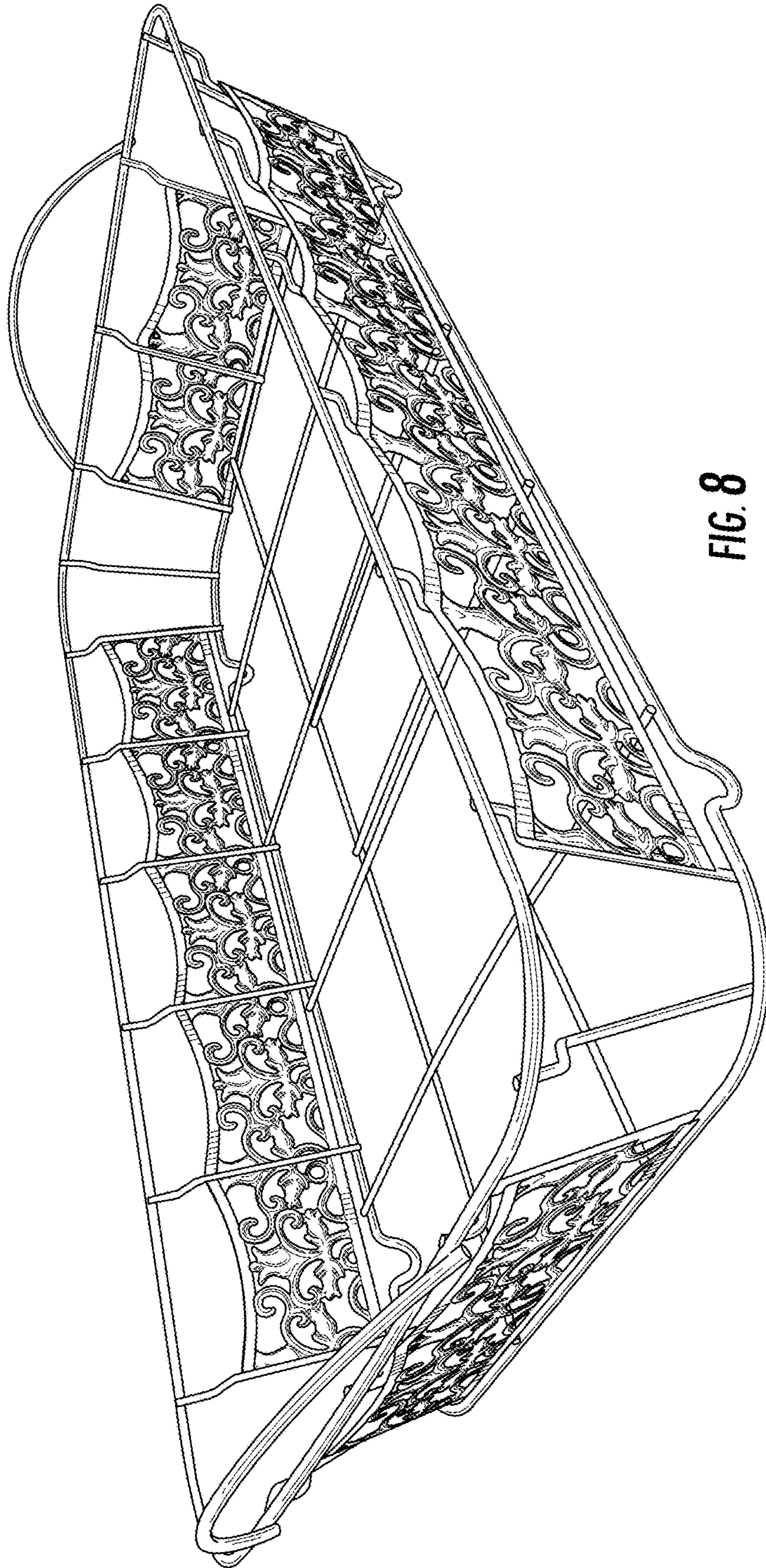


FIG. 8

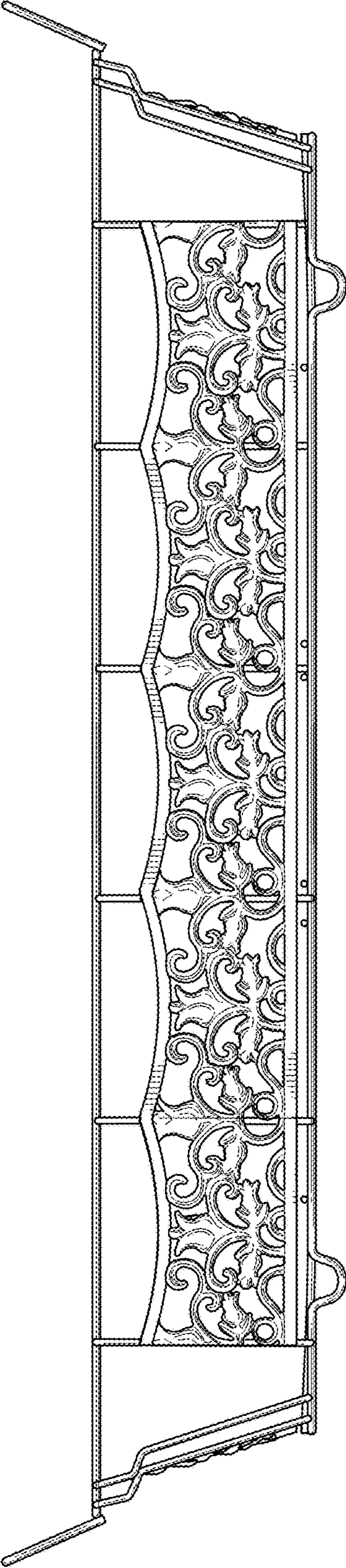


FIG. 9

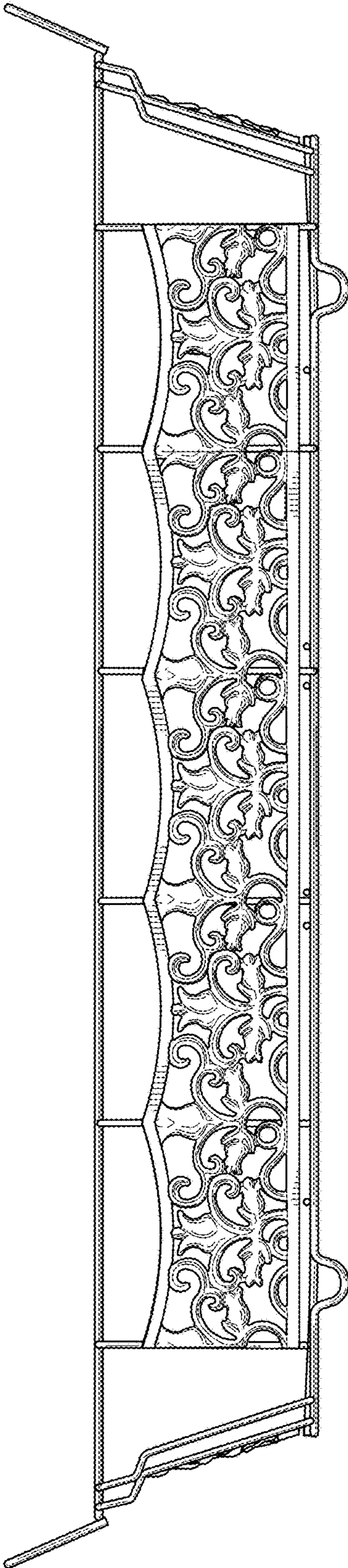


FIG. 10

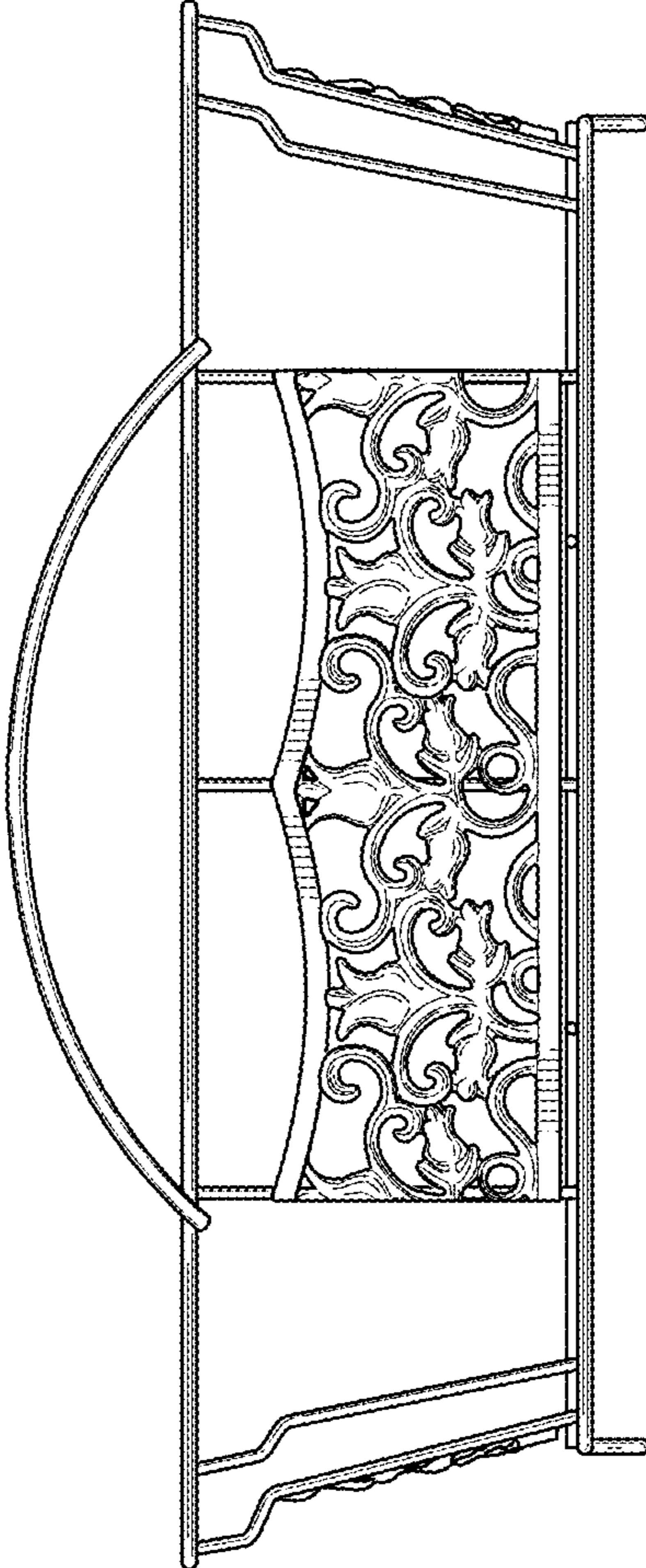


FIG. 11

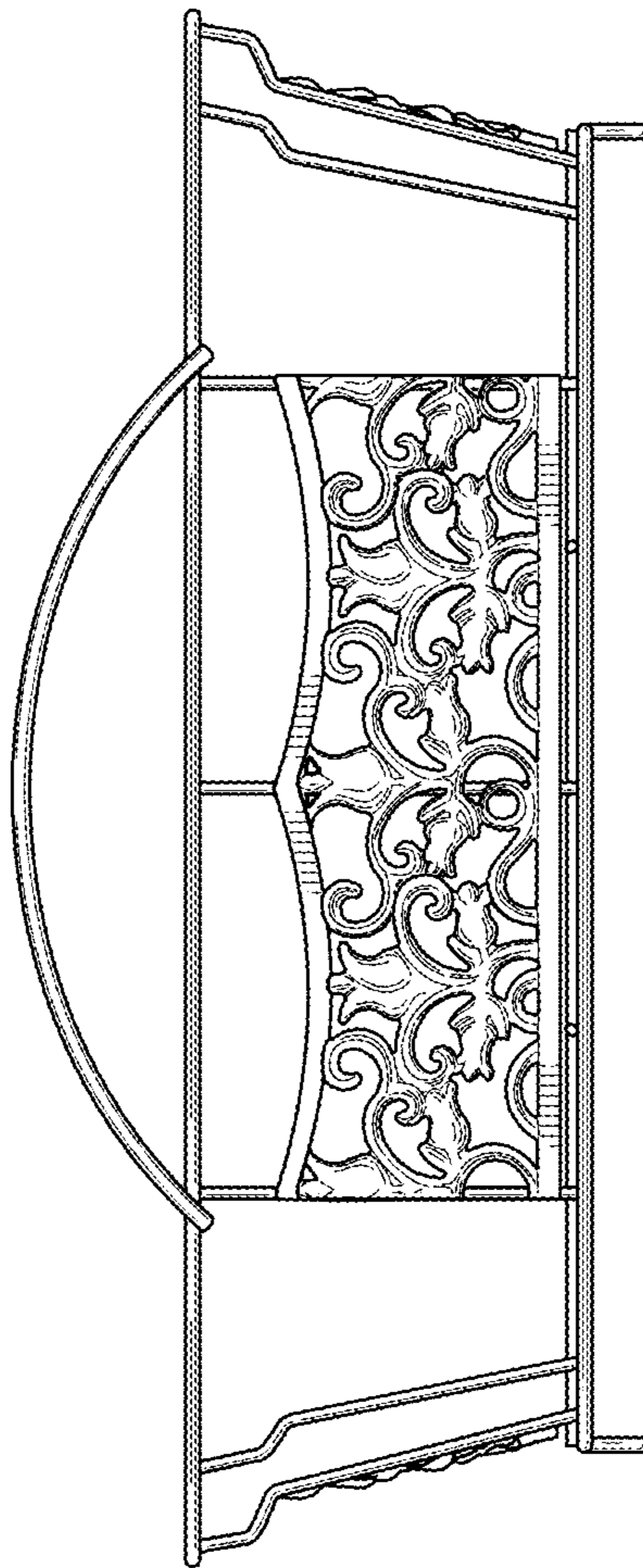


FIG. 12

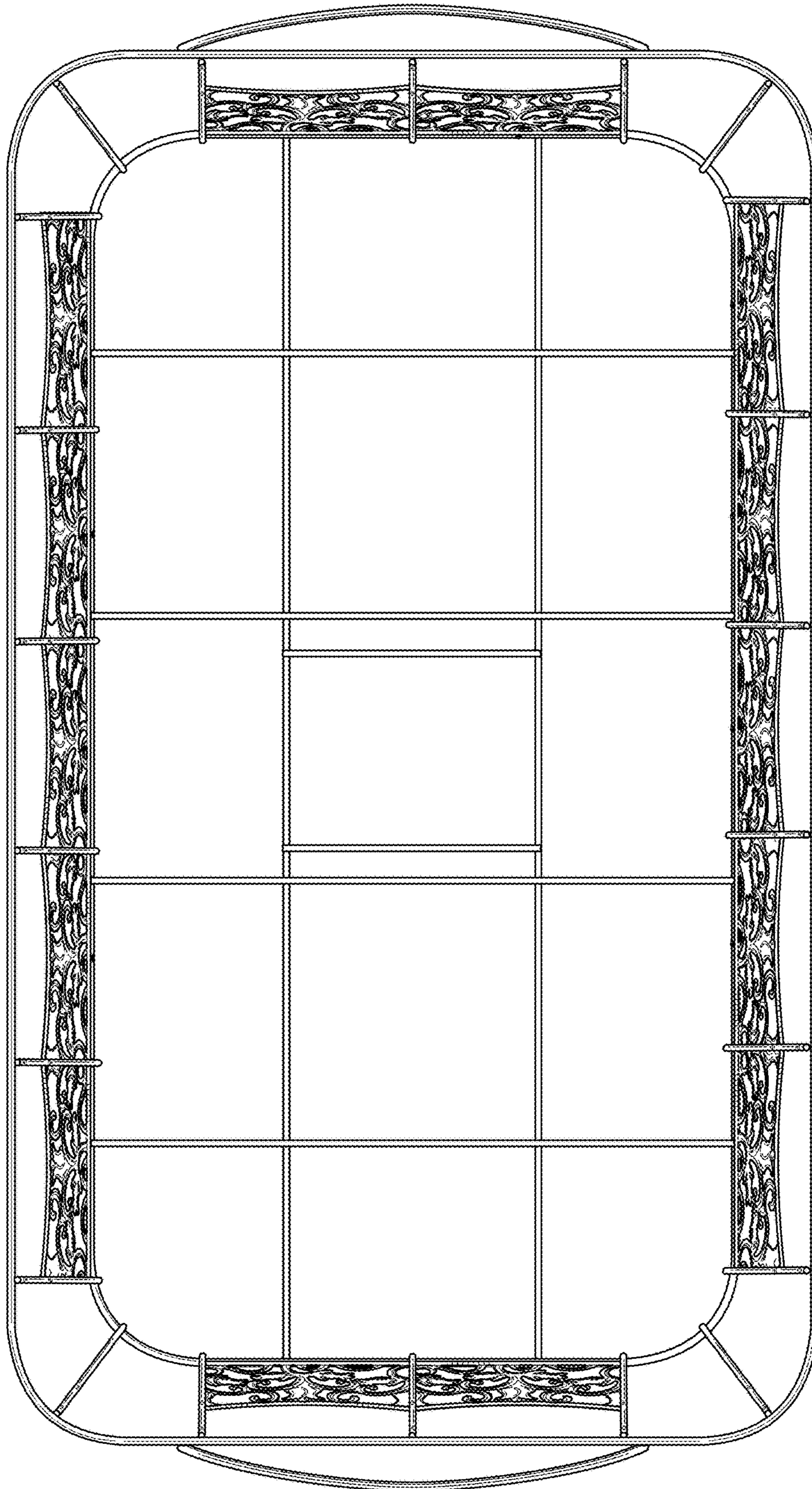


FIG. 13




FIG. 14