



US00D782869S

(12) **United States Design Patent**
Davenport

(10) **Patent No.:** **US D782,869 S**

(45) **Date of Patent:** **** Apr. 4, 2017**

- (54) **COOKTOP USER INTERFACE**
- (71) Applicant: **BREVILLE PTY LIMITED**,
Alexandria, New South Wales (AU)
- (72) Inventor: **David Davenport**, Alexandria (AU)
- (73) Assignee: **BREVILLE PTY LIMITED**, New
South Wales (AU)

- 2012/0152932 A1* 6/2012 Moon H05B 6/1209
219/601
- 2013/0240505 A1* 9/2013 Moon H05B 6/062
219/632
- 2013/0340456 A1* 12/2013 Hoare B01F 7/00033
62/126
- 2014/0007779 A1* 1/2014 Hoare A21B 7/005
99/342
- 2014/0021191 A1* 1/2014 Moon F24C 7/088
219/392

(**) Term: **15 Years**

(Continued)

(21) Appl. No.: **29/533,484**

(22) Filed: **Jul. 17, 2015**

(51) **LOC (10) Cl.** **07-02**

(52) **U.S. Cl.**
USPC **D7/402**

(58) **Field of Classification Search**
USPC D7/402, 407; D14/488
CPC H05B 6/1209; F24C 15/101
See application file for complete search history.

(56) **References Cited**

U.S. PATENT DOCUMENTS

- 4,816,647 A * 3/1989 Payne F24C 15/106
219/448.12
- D462,573 S * 9/2002 Staebler D7/346
- D467,698 S * 12/2002 Holbrook D34/27
- D468,959 S * 1/2003 Rohback, Jr. D7/332
- D482,931 S * 12/2003 Staebler D7/407
- D641,584 S * 7/2011 Sadtler D7/346
- D687,057 S * 7/2013 Plitkins D14/488
- D687,059 S * 7/2013 Bruck D14/488
- D696,893 S * 1/2014 Meda D7/346
- D742,898 S * 11/2015 Matas D14/485
- D763,308 S * 8/2016 Wang D14/486
- D771,068 S * 11/2016 Lv D14/485
- 2011/0148773 A1* 6/2011 Rudolph H03K 17/96
345/173

OTHER PUBLICATIONS

“Max Burton 6400 Digital Choice Induction Cooktop 1800 Watts LCD.” Amazon.com, posted Mar. 8, 2014 (Retrieved from the Internet Nov. 9, 2016). Internet URL: <https://www.amazon.com/dp/B00IVBRU58/ref=psdc_13838451.t3_B000MVN1M6>.*

Primary Examiner — Robin V Webster

Assistant Examiner — Rachel Voorhies

(74) *Attorney, Agent, or Firm* — Moser Taboada

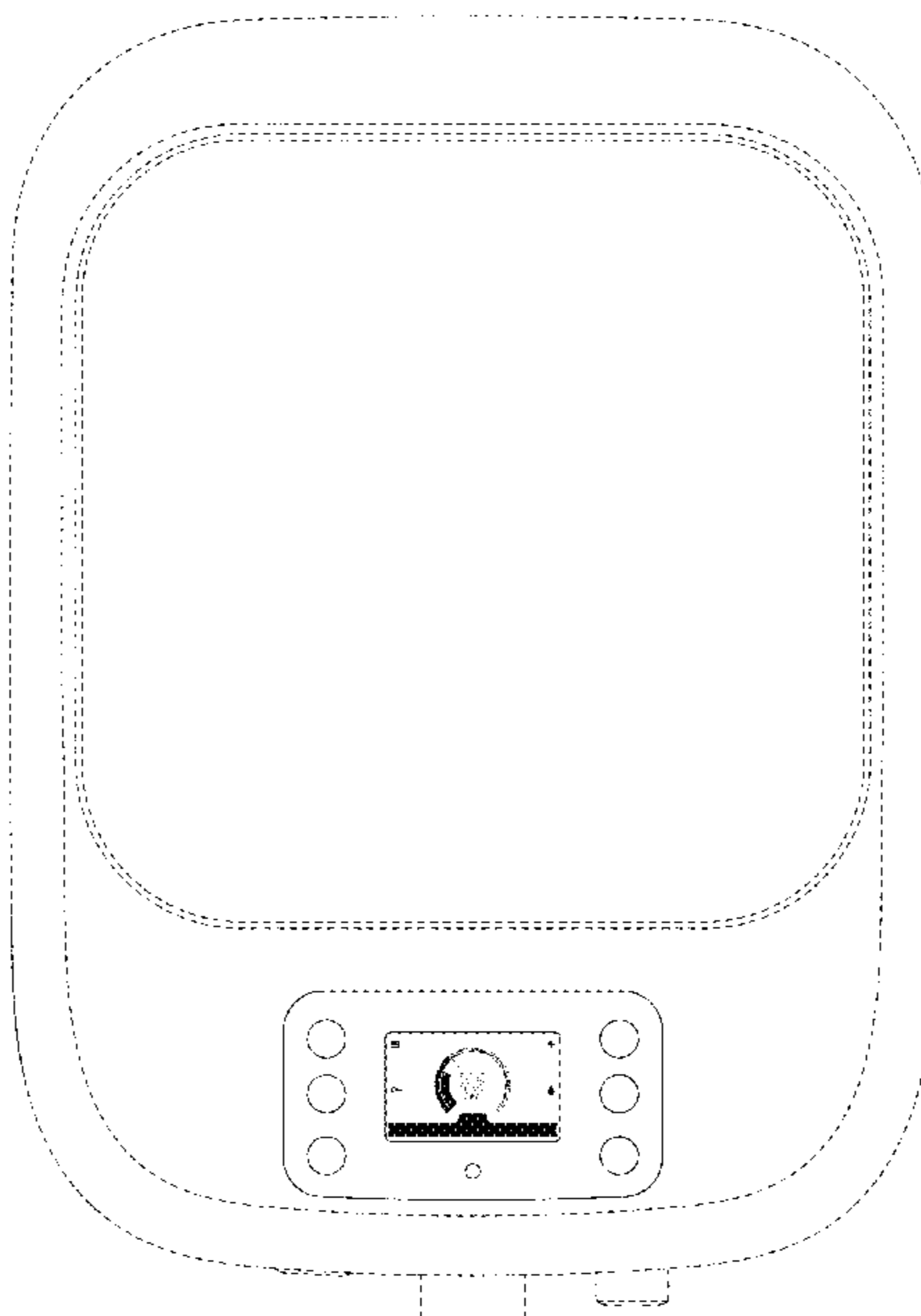
(57) **CLAIM**

The ornamental design for a cooktop user interface, as shown and described.

DESCRIPTION

FIG. 1 is a top view of a cooktop incorporating a cooktop user interface, embodying the new ornamental design; FIG. 2 is a front perspective view of the disclaimed cooktop incorporating the cooktop user interface shown in FIG. 1, embodying the new ornamental design; and, FIG. 3 is a top view of the cooktop user interface shown in FIG. 1, embodying the new ornamental design. The dashed lines in FIGS. 1-2 illustrate features that form no part of the claimed design.

1 Claim, 3 Drawing Sheets



(56)

References Cited

U.S. PATENT DOCUMENTS

2015/0023130 A1* 1/2015 Foxlee A47J 43/0722
366/205
2015/0028022 A1* 1/2015 Moon H05B 6/062
219/622
2015/0334785 A1* 11/2015 Visher H05B 6/1209
219/626
2016/0051078 A1* 2/2016 Jenkins A47J 27/62
99/331
2016/0320068 A1* 11/2016 Koehler F24C 7/086

* cited by examiner

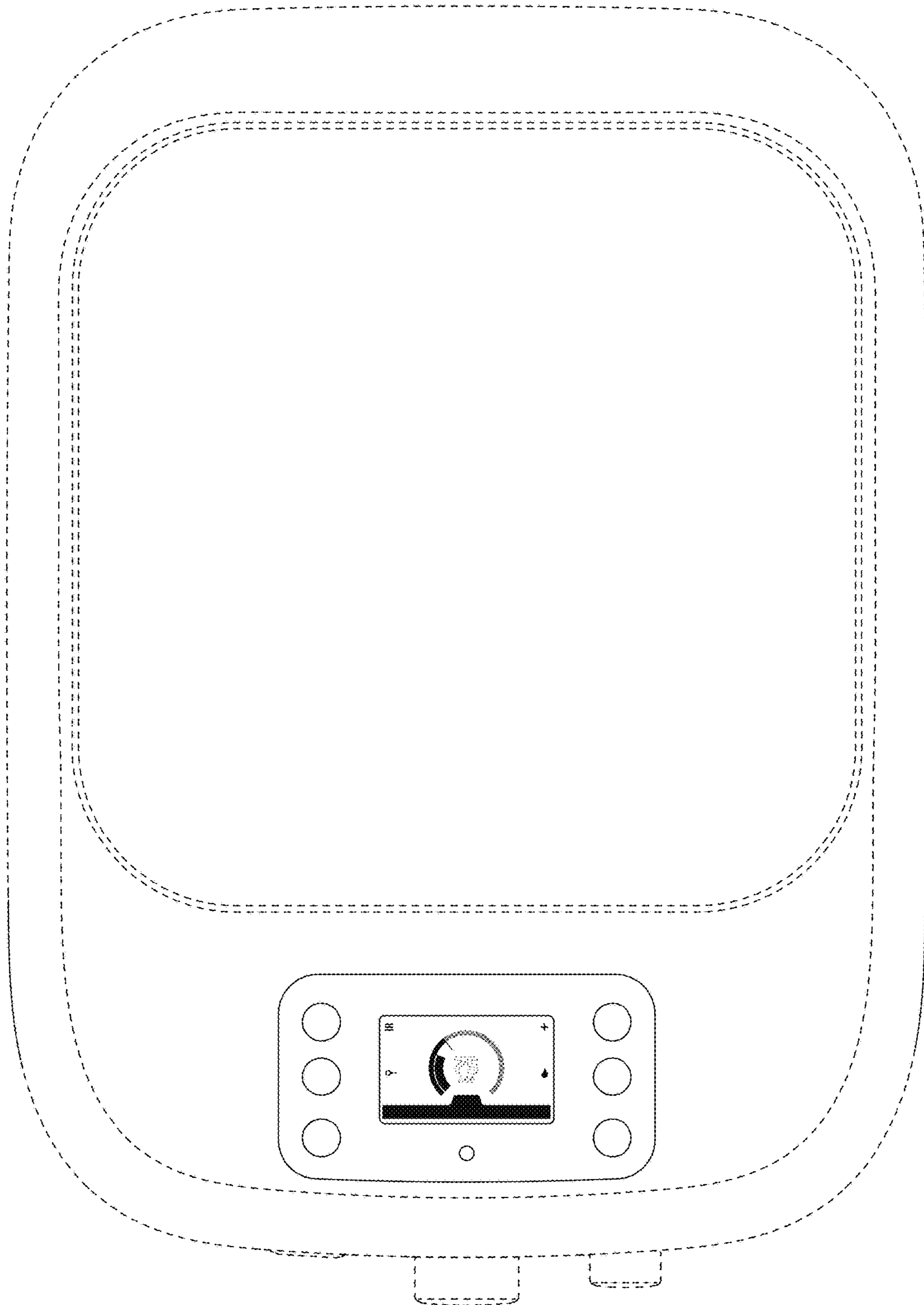


FIG. 1

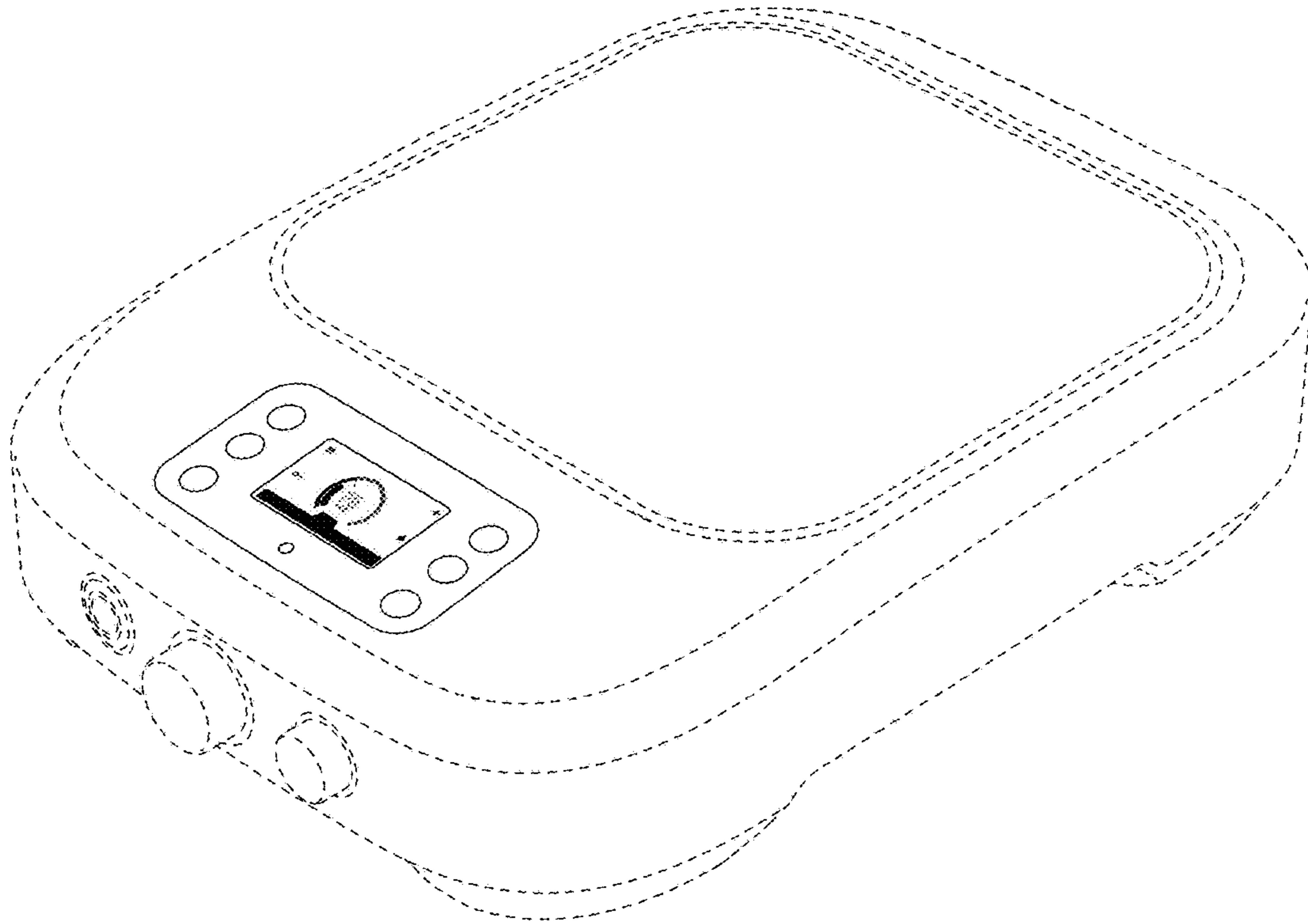


FIG. 2

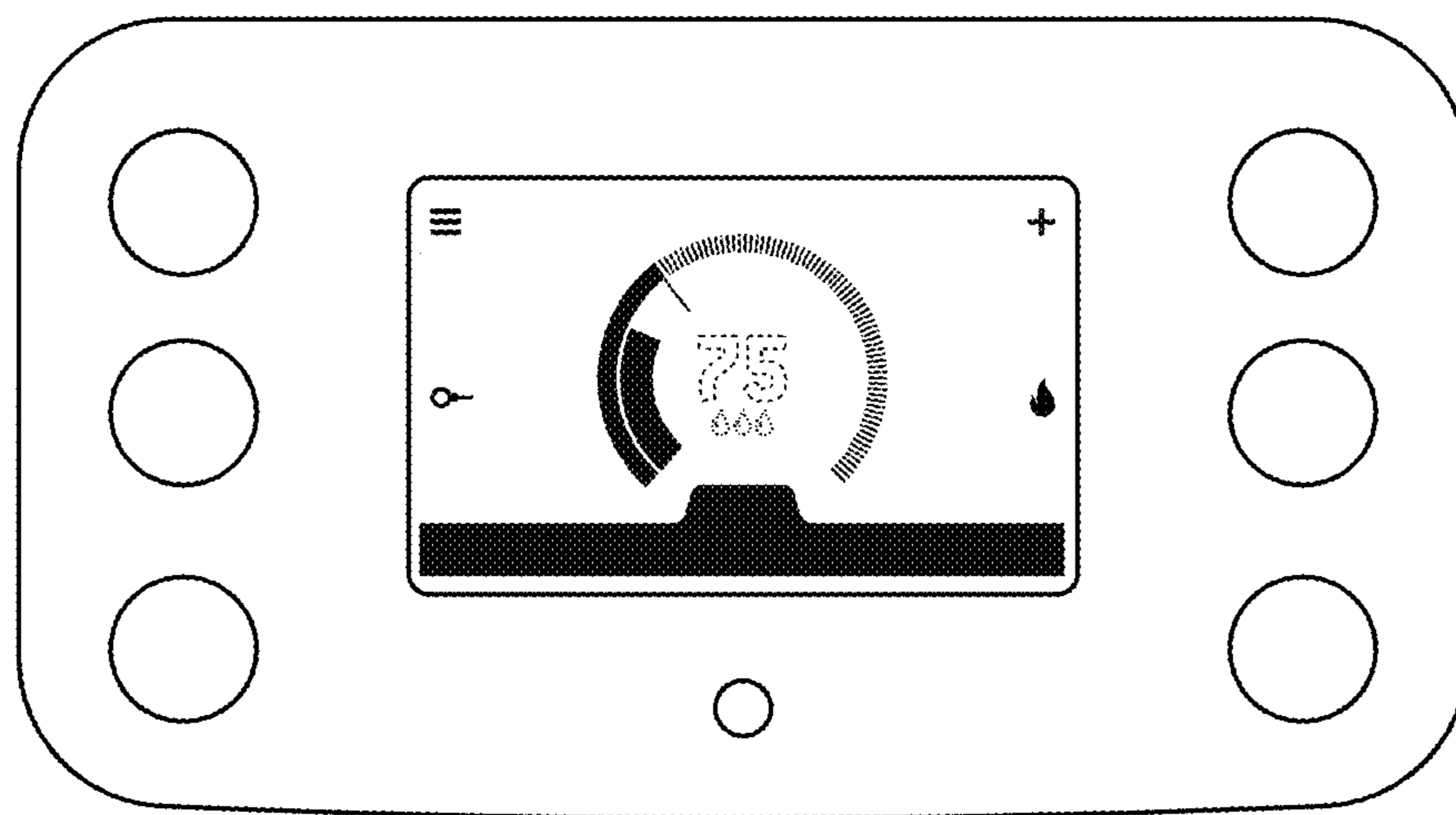


FIG. 3