



US00D782867S

(12) **United States Design Patent**  
Steel et al.

(10) **Patent No.:** **US D782,867 S**

(45) **Date of Patent:** **\*\* Apr. 4, 2017**

(54) **BLENDER**

(71) Applicants: **Jeffrey Steel**, Hoboken, NJ (US);  
**Christon G. Suess**, Paramus, NJ (US);  
**Jillian Walbroel**, Woodland Park, NJ  
(US)

(72) Inventors: **Jeffrey Steel**, Hoboken, NJ (US);  
**Christon G. Suess**, Paramus, NJ (US);  
**Jillian Walbroel**, Woodland Park, NJ  
(US)

(73) Assignee: **Cotapaxi Custom Design and  
Manufacturing LLC**

(\*\*) Term: **15 Years**

(21) Appl. No.: **29/550,876**

(22) Filed: **Jan. 7, 2016**

(51) **LOC (10) Cl.** ..... **31-00**

(52) **U.S. Cl.**  
USPC ..... **D7/386; D7/378; D7/384**

(58) **Field of Classification Search**  
USPC ..... D7/41-415, 619.1, 669, 679  
CPC .. A21C 1/02; A21C 1/04; A47J 43/044; A47J  
43/042; A47J 43/04409; A47J 43/0722;  
A47J 43/0755; A47J 43/07; A47J 43/10;  
A47J 43/1031; A47J 43/1056; A47J  
43/04; B01F 3/00

See application file for complete search history.

(56) **References Cited**

**U.S. PATENT DOCUMENTS**

D448,236 S \* 9/2001 Murray ..... D7/326  
D453,443 S \* 2/2002 Hoare ..... D7/378  
D479,666 S \* 9/2003 Barker ..... D7/378  
D517,859 S \* 3/2006 Fung ..... D7/372

D543,072 S \* 5/2007 Ting ..... D7/378  
D547,601 S \* 7/2007 Ting ..... D7/384  
D549,043 S \* 8/2007 Beesley ..... D7/374  
D553,426 S \* 10/2007 Lin ..... D7/378  
D556,505 S \* 12/2007 Wu ..... D7/378  
D593,792 S \* 6/2009 Li ..... D7/378  
D597,372 S \* 8/2009 Nordwall ..... D7/378  
D613,547 S \* 4/2010 Day ..... D7/378  
D616,942 S \* 6/2010 Farnworth ..... D19/73  
D617,603 S \* 6/2010 Garman ..... D7/373  
D622,772 S \* 8/2010 Farnworth ..... D19/73  
D640,502 S \* 6/2011 Picozza ..... D7/376  
D669,304 S \* 10/2012 Bock ..... D7/376  
D670,958 S \* 11/2012 Picozza ..... D7/376  
D678,008 S \* 3/2013 May ..... D7/679  
D703,989 S \* 5/2014 Garman ..... D7/305  
D716,096 S \* 10/2014 Krooshof ..... D7/326  
D728,303 S \* 5/2015 Vu ..... D7/376  
D747,135 S \* 1/2016 Ha ..... D7/376  
D758,787 S \* 6/2016 Ou ..... D7/376

(Continued)

*Primary Examiner* — Caron D Veynar

*Assistant Examiner* — Mehri Bajoul

(74) *Attorney, Agent, or Firm* — Steven E. Shapiro

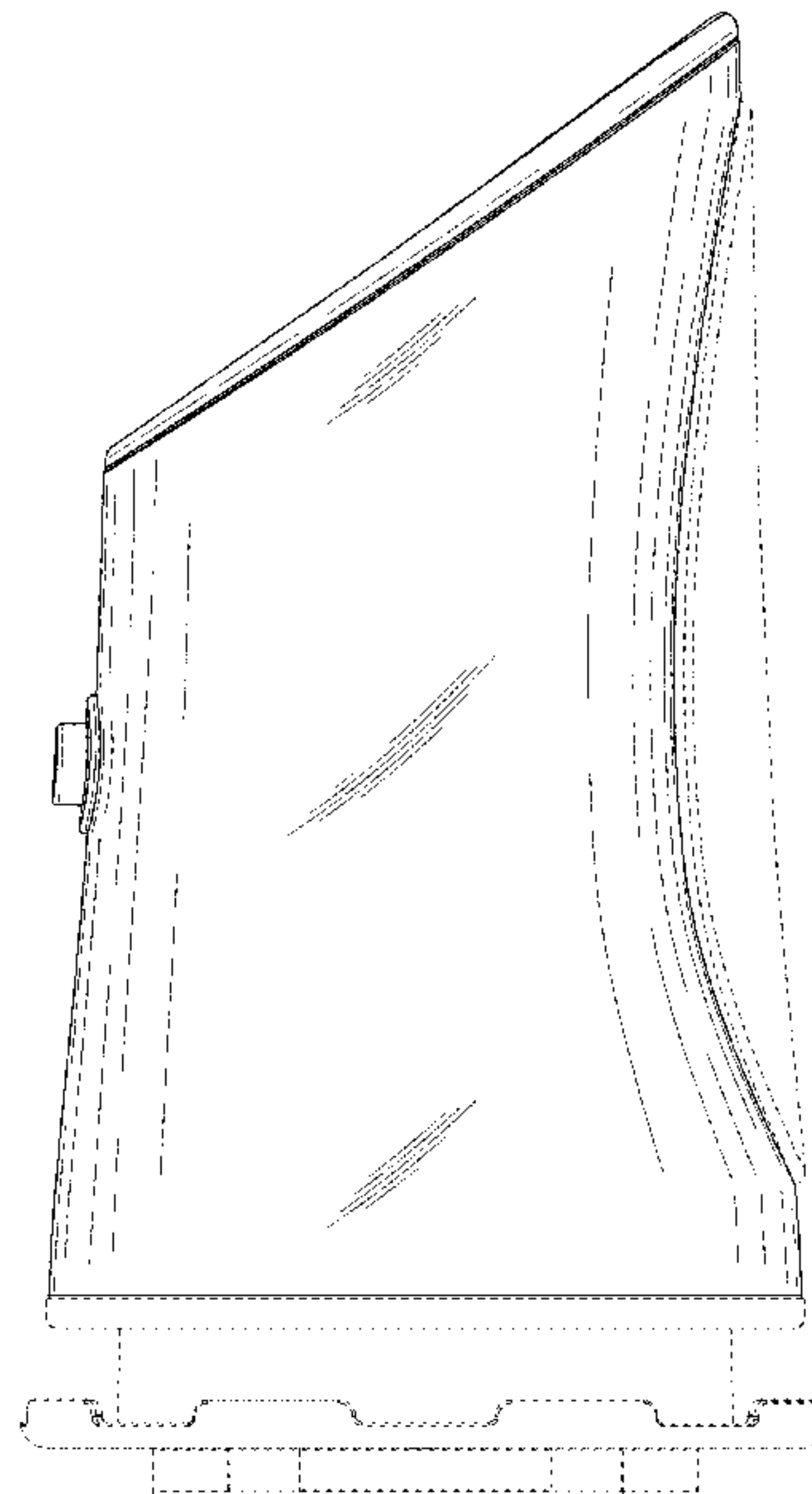
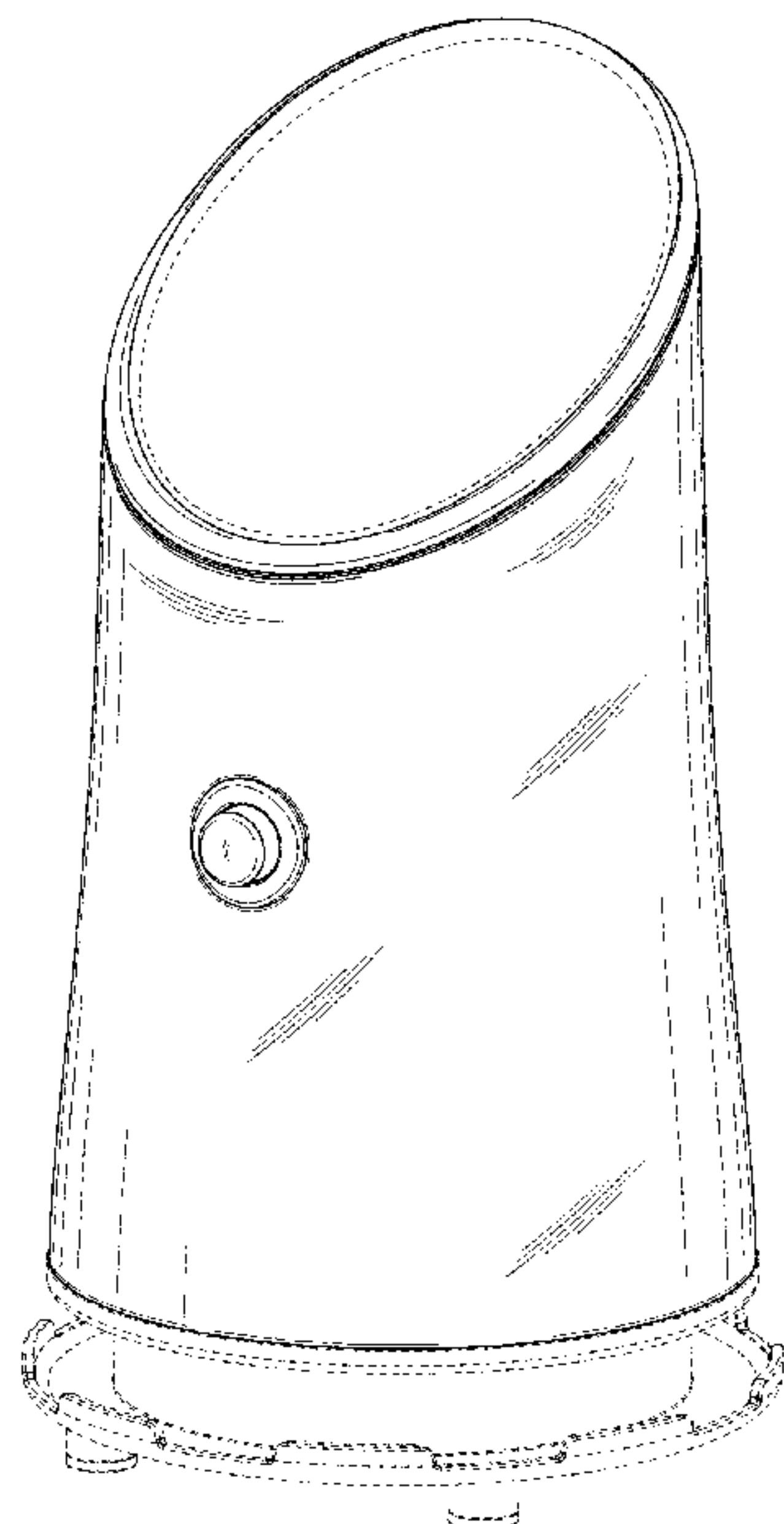
(57) **CLAIM**

The ornamental design for a blender, as shown and described.

**DESCRIPTION**

FIG. 1 is a front perspective view of a blender;  
FIG. 2 is a rear perspective view of the blender;  
FIG. 3 is a front view of the blender;  
FIG. 4 is a rear view of the blender;  
FIG. 5 is a right side view of the blender;  
FIG. 6 is a left side view of the blender; and,  
FIG. 7 is a top view of the blender.  
The broken lines represent portions of the blender that form no part of the claimed design.

**1 Claim, 7 Drawing Sheets**



(56)

**References Cited**

U.S. PATENT DOCUMENTS

2002/0117566 A1\* 8/2002 Cheng ..... A47J 42/08  
241/169.1  
2013/0334351 A1\* 12/2013 Kent ..... A47J 43/07  
241/88.4  
2014/0116262 A1\* 5/2014 Cheung ..... A47J 43/07  
99/348  
2016/0130052 A1\* 5/2016 Stenglein ..... A47J 43/0727  
220/212

\* cited by examiner

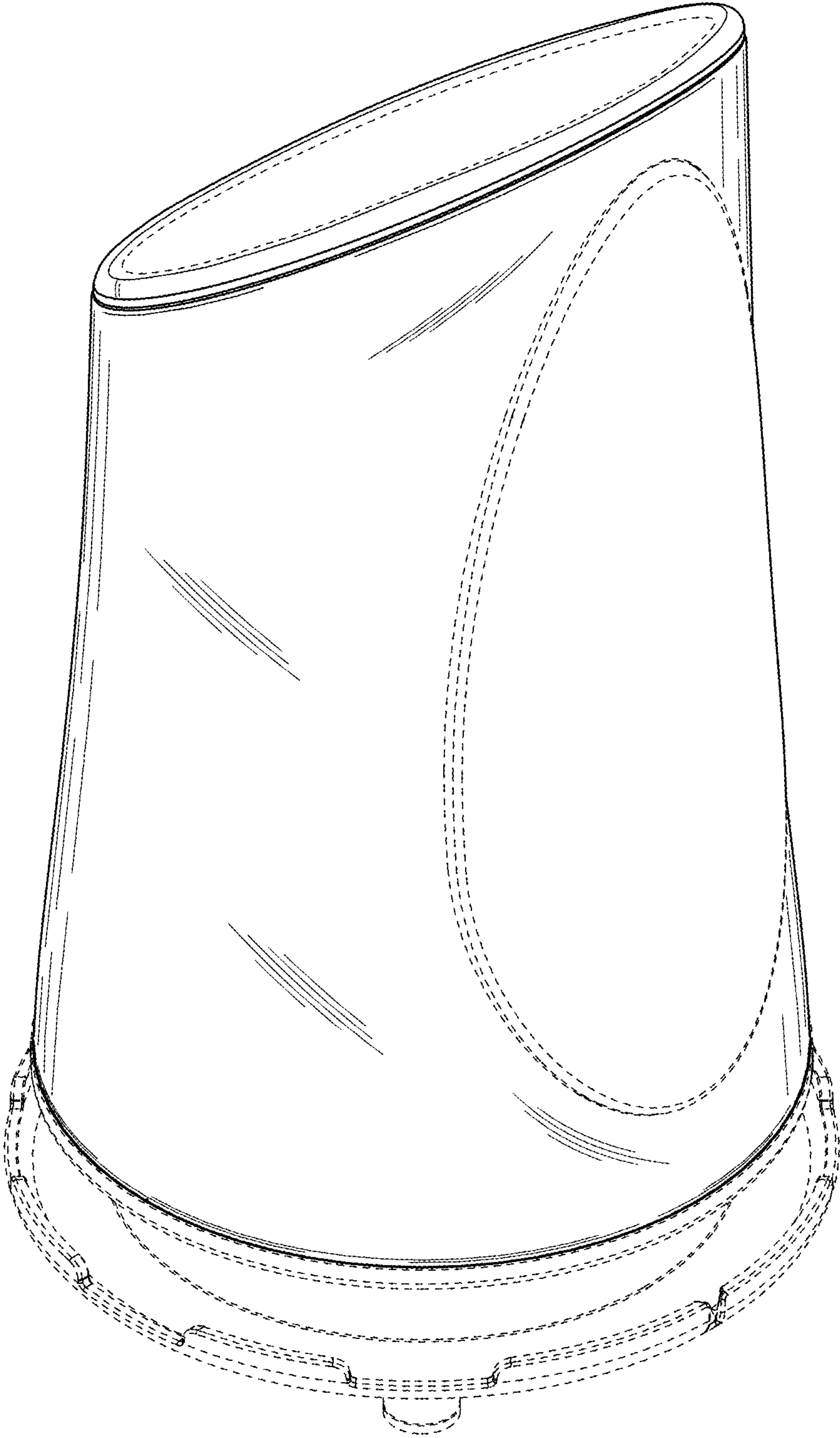


FIG. 1

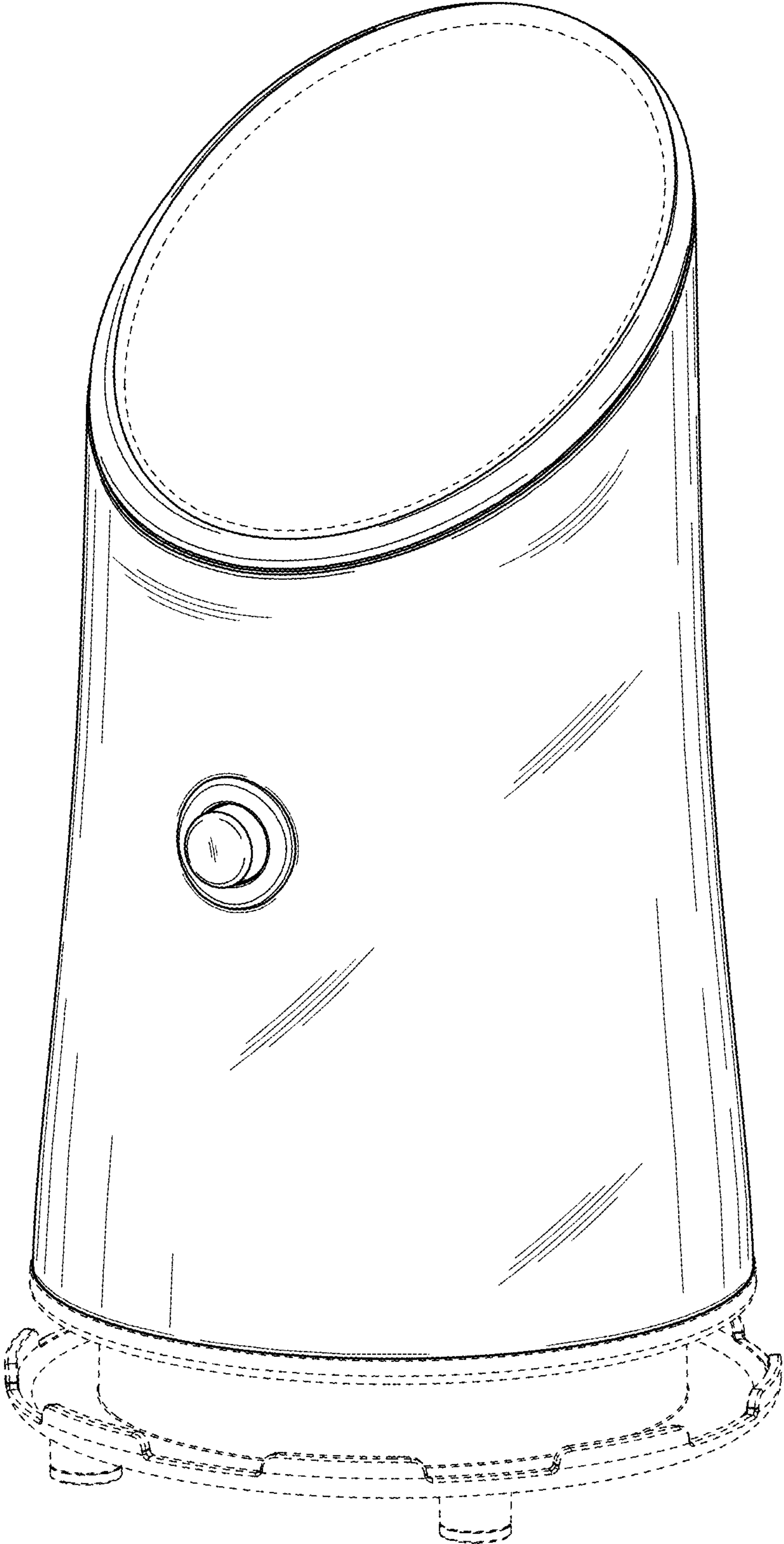


FIG. 2



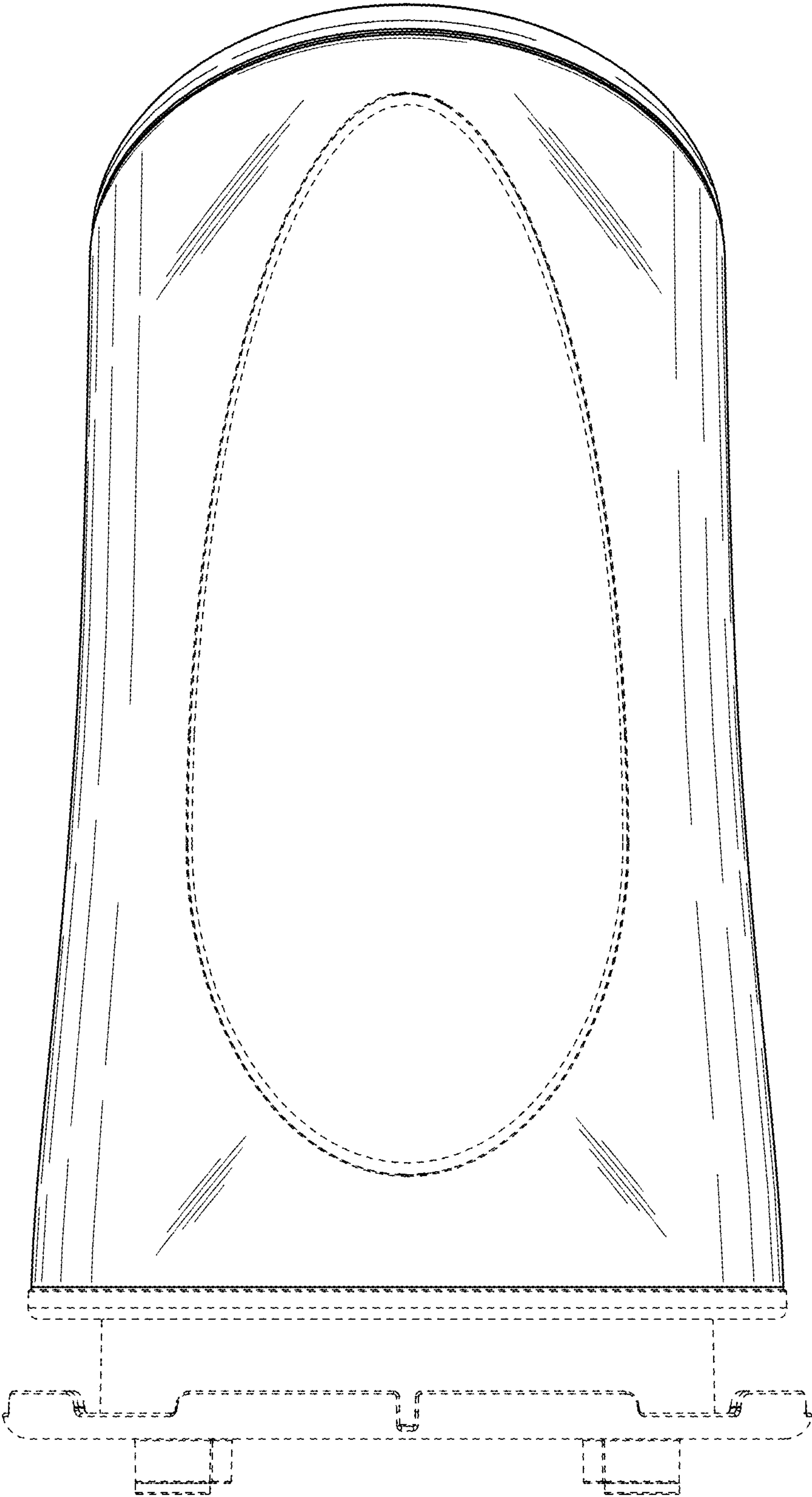


FIG. 3

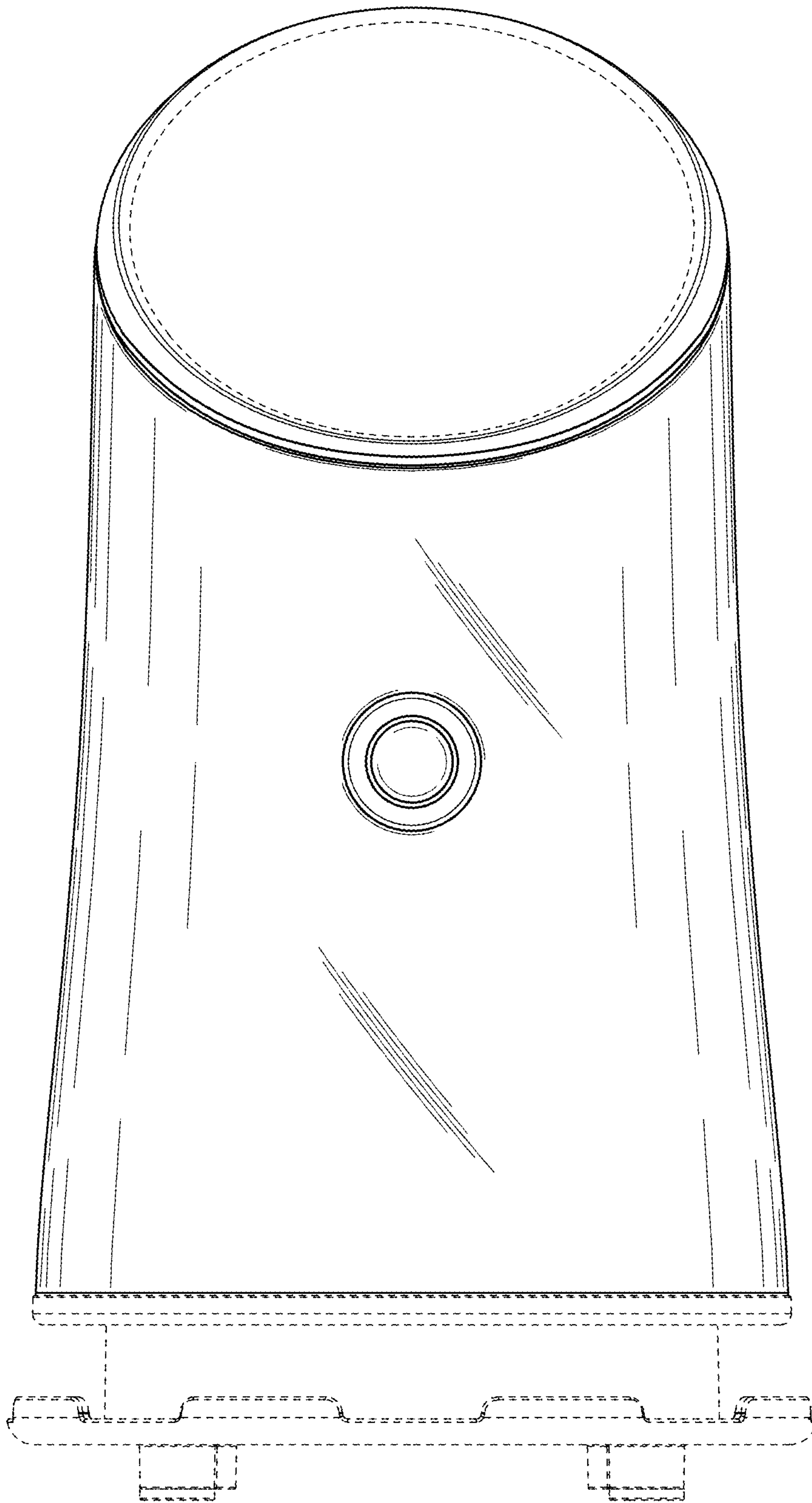


FIG. 4

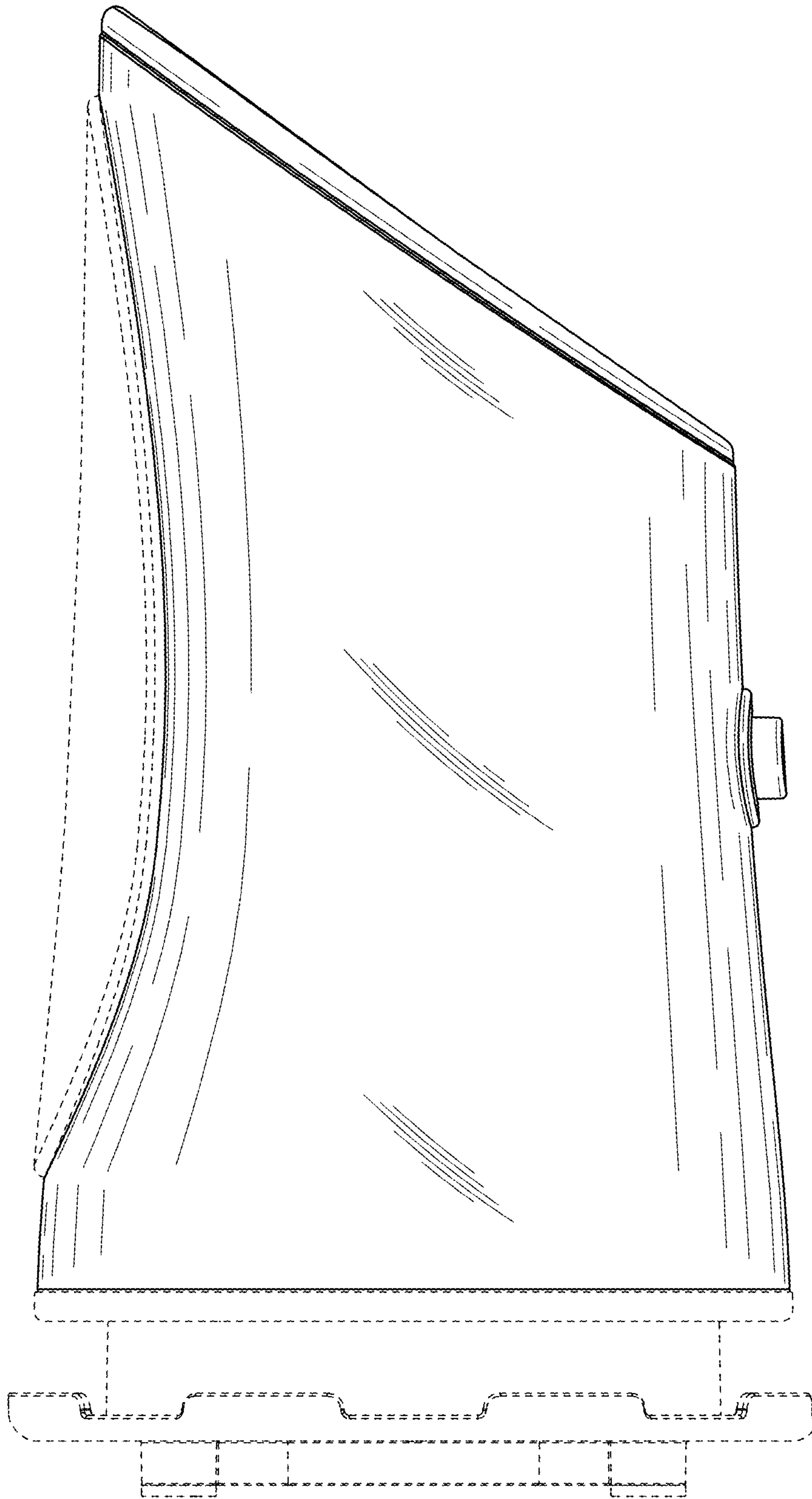


FIG. 5



FIG. 6



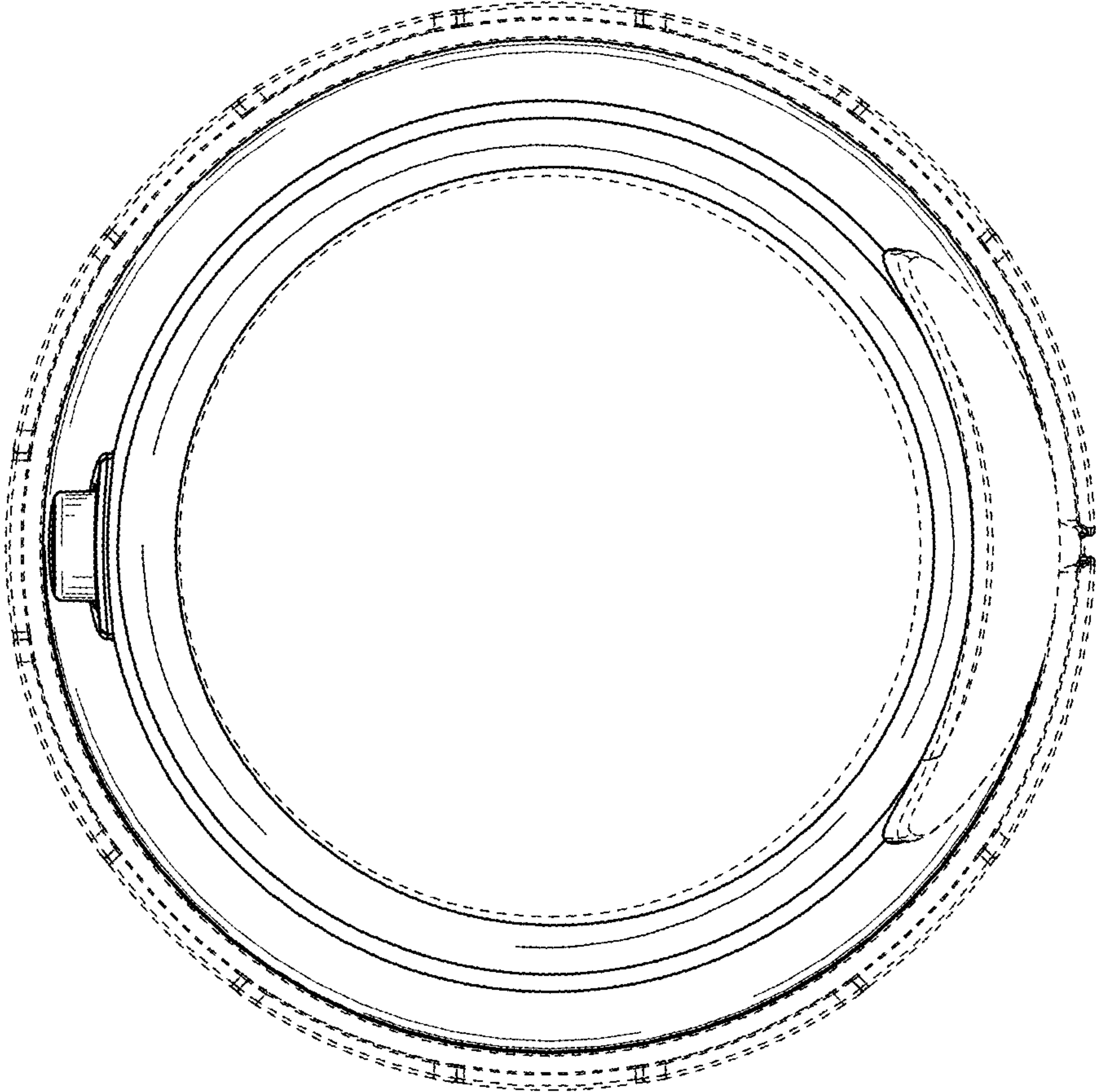


FIG. 7