



US00D782863S

(12) **United States Design Patent**
Kamper et al.

(10) **Patent No.:** **US D782,863 S**

(45) **Date of Patent:** **** Apr. 4, 2017**

(54) **GAS COOK TOP**

(71) Applicants: **BSH Home Appliances Corporation**,
Irvine, CA (US); **BSH Hausgeräte**
GmbH, Munich (DE)

(72) Inventors: **Heather Kamper**, Newport Beach, CA
(US); **Andy Mok**, Stanton, CA (US)

(73) Assignees: **BSH Home Appliances Corporation**,
Irvine, CA (US); **BSH Hausgeräte**
GmbH, Munich (DE)

(**) Term: **15 Years**

(21) Appl. No.: **29/529,268**

(22) Filed: **Jun. 5, 2015**

(51) **LOC (10) Cl.** **07-02**

(52) **U.S. Cl.**
USPC **D7/346; D7/339; D7/340; D7/408;**
D7/409

(58) **Field of Classification Search**
USPC **D7/323, 328-330, 339-349, 390,**
D7/402-409

CPC ... **A21B 2/00; A47J 37/00; A47J 37/06; A47J**
37/0611; A47J 37/08; A47J 37/0807;
A47J 37/0814; A47J 37/0835; A47J
37/0842; A47J 37/085; A47J 37/0864;
A47J 37/0878; A47J 37/0885; A47J
37/0892; F24C 7/00; F24C 7/002; F24C
7/046; F24C 7/067; F24C 15/02; F24C
15/04; F24C 15/10; F24C 15/102

See application file for complete search history.

(56) **References Cited**

U.S. PATENT DOCUMENTS

D467,461 S * 12/2002 Jones D7/346
D560,955 S * 2/2008 Shin D7/340

D564,282 S * 3/2008 Suh D7/340
D578,823 S * 10/2008 Kim D7/340
D585,241 S * 1/2009 Geiger D7/408
D615,802 S * 5/2010 Grey D7/346
D655,128 S * 3/2012 Kim D7/340
D685,602 S * 7/2013 Lee D7/340
D697,358 S * 1/2014 Kim D7/340
D731,845 S * 6/2015 Kim D7/340
D736,553 S * 8/2015 Funnell, II D7/339
D764,220 S * 8/2016 Kim D7/339
D765,459 S * 9/2016 Shoemaker D7/339

* cited by examiner

Primary Examiner — Ricky Pham

(74) *Attorney, Agent, or Firm* — Michael E. Tschupp;
Andre Pallapies

(57) **CLAIM**

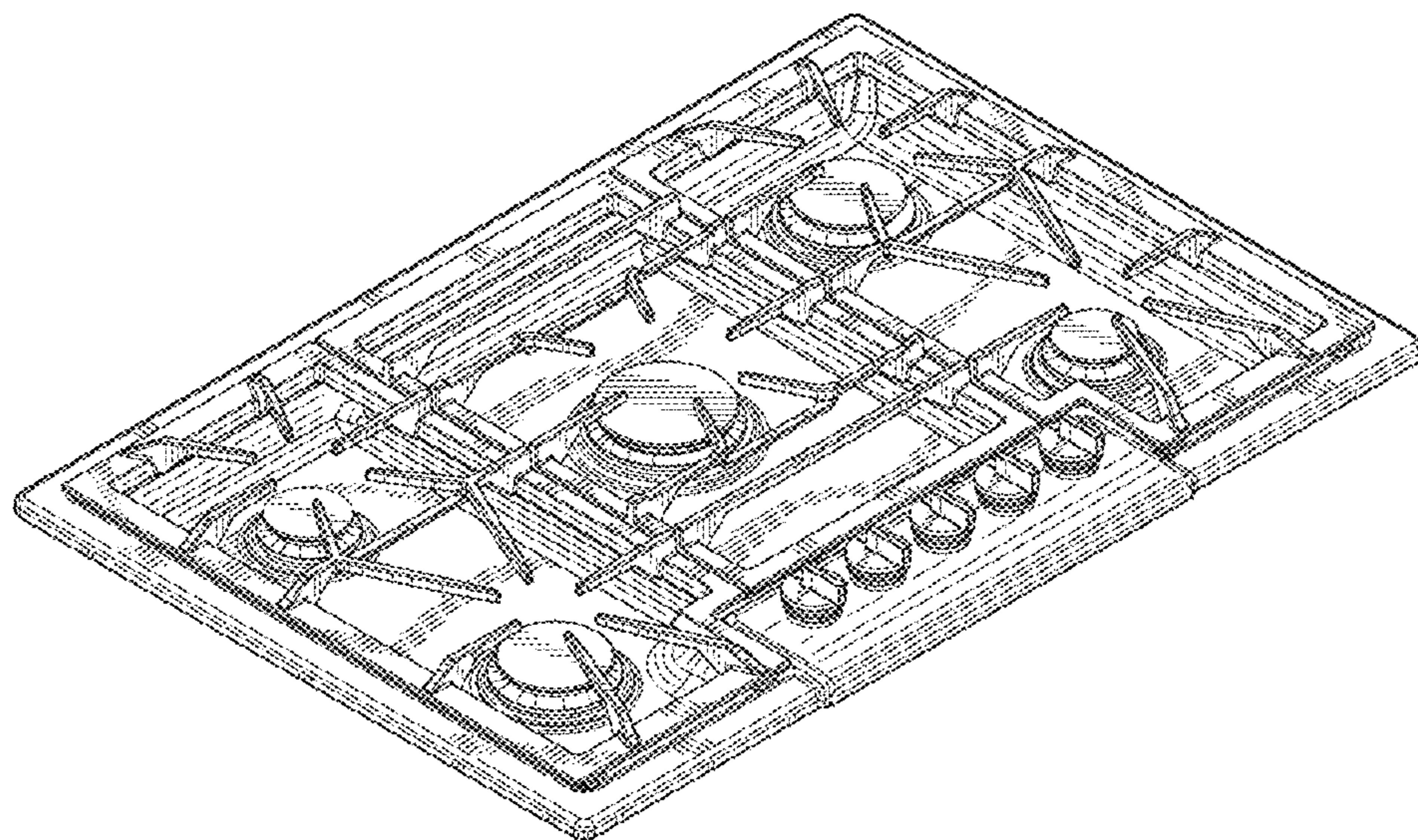
The ornamental design for a gas cook top, as shown and described.

DESCRIPTION

FIG. 1 is a perspective view of a gas cook top according to an embodiment of our new ornamental design;
FIG. 2 is a front view thereof;
FIG. 3 is a rear view thereof;
FIG. 4 is a top view thereof;
FIG. 5 is a bottom view thereof;
FIG. 6 is a right side view thereof; and,
FIG. 7 is a left side view thereof.

The broken lines represent environmental structure or unclaimed portions of the climbing aid and do not form a portion of the claimed design.

1 Claim, 5 Drawing Sheets



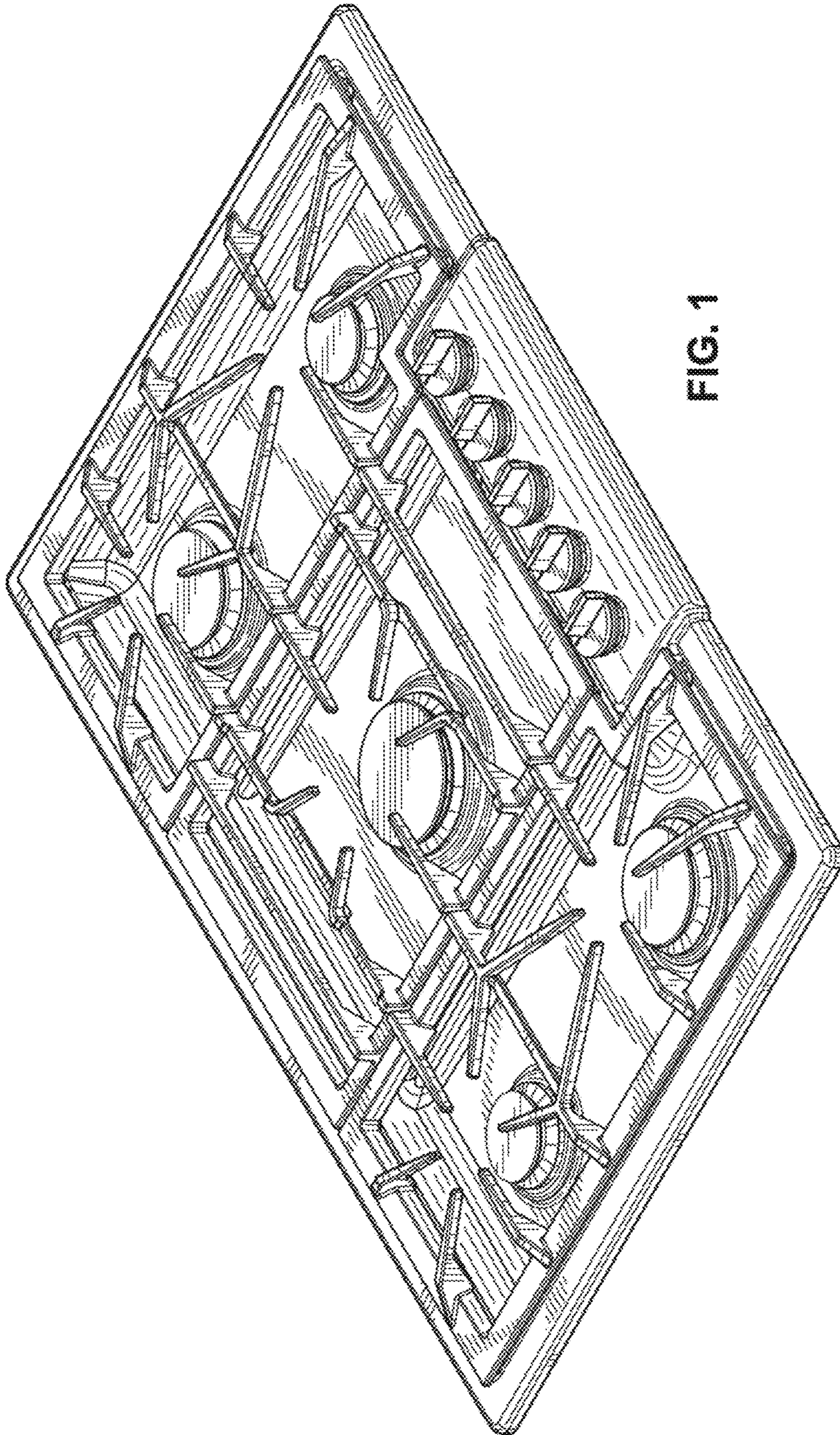


FIG. 1

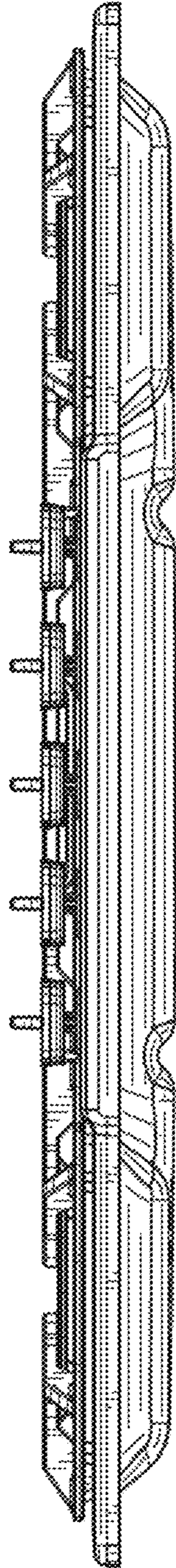


FIG. 2

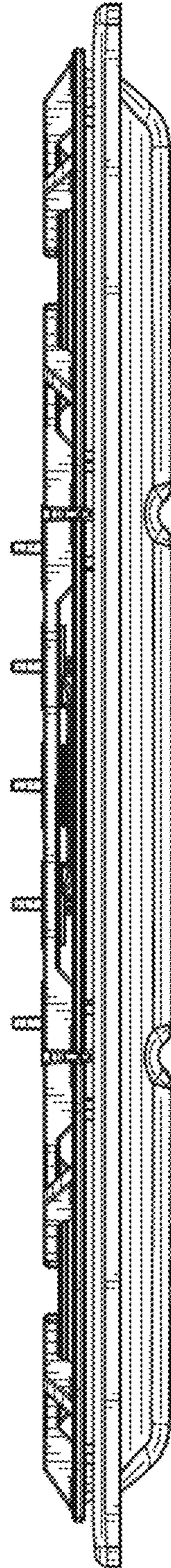


FIG. 3




FIG. 4

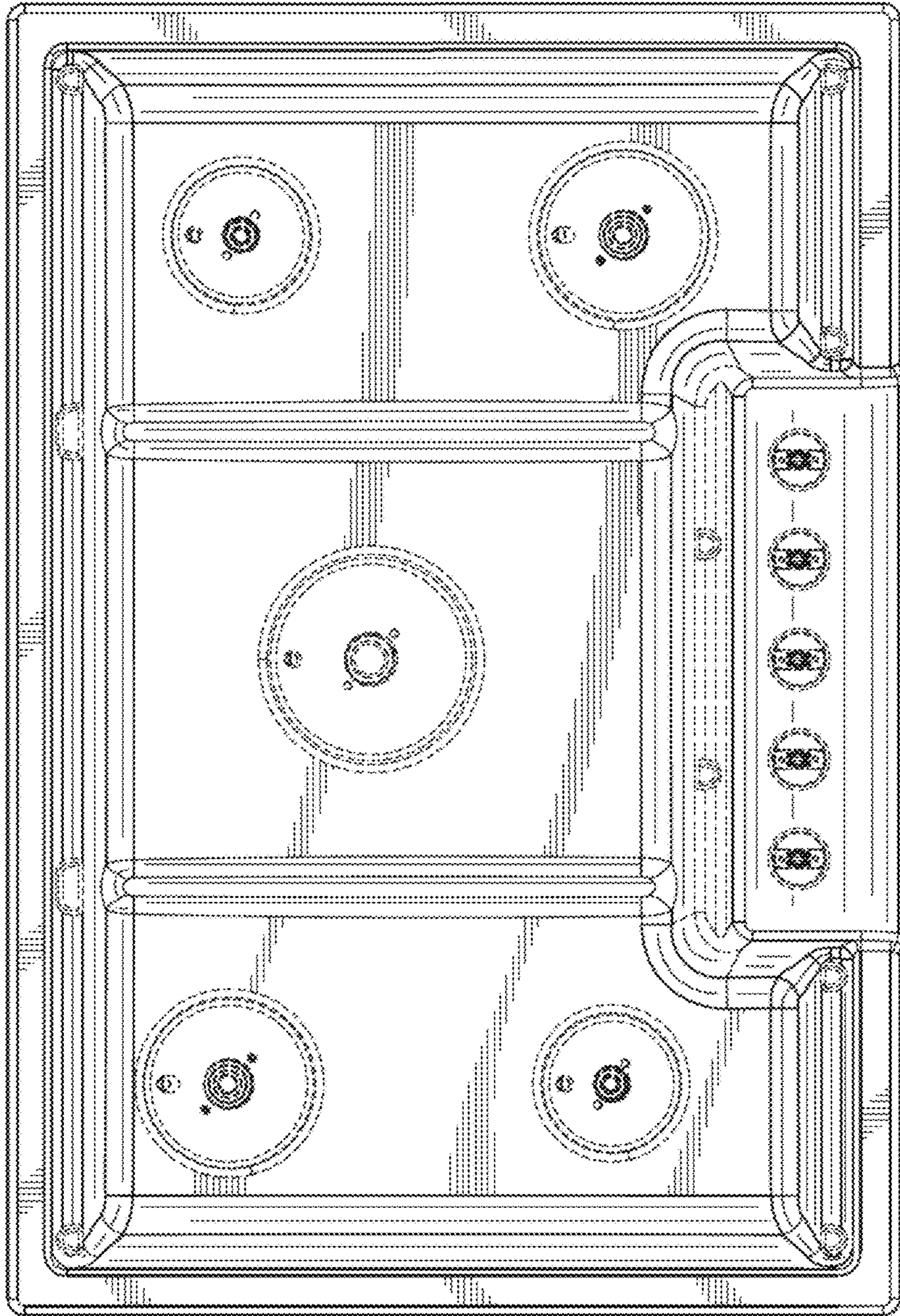


FIG. 5

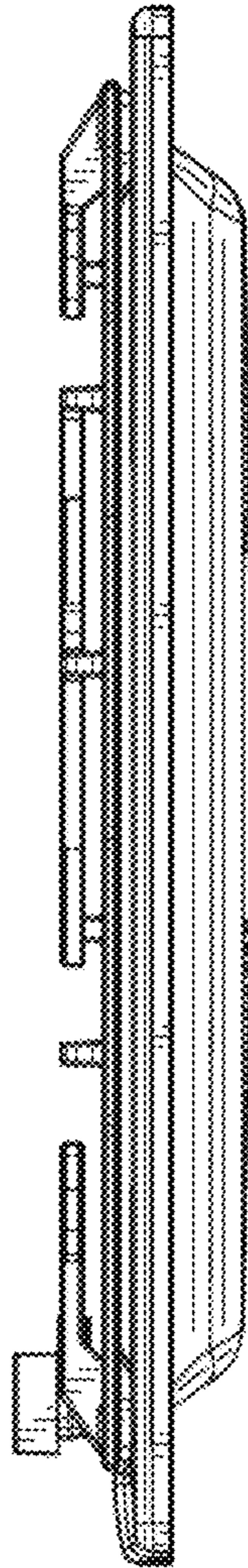


FIG. 6

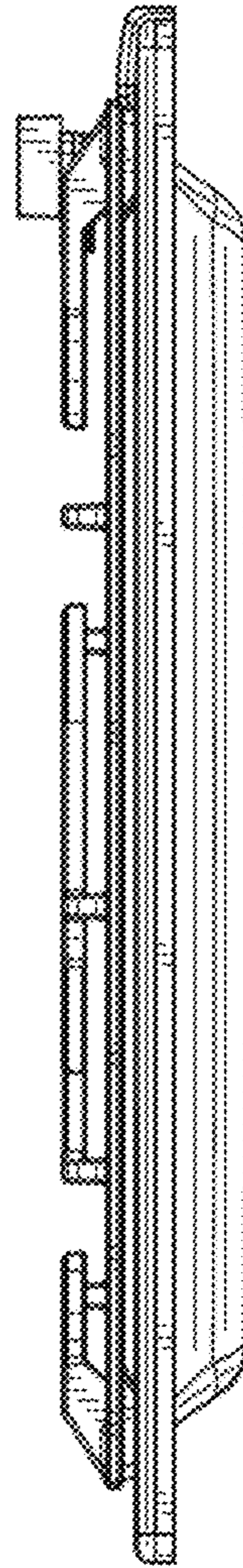


FIG. 7