



US00D782855S

(12) **United States Design Patent**
Scagnellato et al.

(10) **Patent No.:** **US D782,855 S**

(45) **Date of Patent:** **** Apr. 4, 2017**

(54) **TABLE**

(71) Applicants: **Paolo Scagnellato**, Padua (IT);
Jeremiah Ferrarese, Padua (IT);
Emanuele Bertolini, Piazzola sul
Brenta (IT)

(72) Inventors: **Paolo Scagnellato**, Padua (IT);
Jeremiah Ferrarese, Padua (IT);
Emanuele Bertolini, Piazzola sul
Brenta (IT)

(73) Assignee: **SITLAND S.P.A.**, Nanto (IT)

(**) Term: **15 Years**

(21) Appl. No.: **29/548,324**

(22) Filed: **Dec. 11, 2015**

(30) **Foreign Application Priority Data**

Jun. 12, 2015 (EM) 002718130-0002

(51) **LOC (10) Cl.** **06-04**

(52) **U.S. Cl.**
USPC **D6/692; D6/685; D6/708.23**

(58) **Field of Classification Search**
USPC .. D6/334, 349, 355, 610, 692, 92.3, 708.17,
D6/708.233, 352, 353, 360, 406.2, 685,
D6/688.15, 691.4, 692.2, 708.23;
108/57.22, 150, 159; 248/188
CPC .. A47B 3/00; A47B 11/00; A47B 1/06; A47C
7/00
See application file for complete search history.

(56) **References Cited**

U.S. PATENT DOCUMENTS

D96,907 S * 9/1935 Drake D21/335
D184,407 S * 2/1959 McKingley D6/708.23

D225,805 S * 1/1973 Torrey D6/644
D235,953 S * 7/1975 Uyeda D6/692.4
D236,402 S * 8/1975 Lubke D6/692.4
D242,592 S * 12/1976 Gabourie D6/708.23
D251,228 S * 3/1979 Block D21/339
D259,756 S * 7/1981 Albinson D6/708.23
D278,012 S * 3/1985 Doerner D6/610
D325,135 S * 4/1992 Barfield D21/357
D325,306 S * 4/1992 Barfield D21/355
D356,902 S * 4/1995 Crowell D12/426.1
D412,802 S * 8/1999 Beldo D6/337
6,182,583 B1 * 2/2001 Larson A47B 9/10
108/147
D460,884 S * 7/2002 Koepke D6/366
D466,727 S * 12/2002 Abboud D14/305
D481,563 S * 11/2003 Hsieh D6/701
D482,545 S * 11/2003 Menghetti D6/692
D487,982 S * 4/2004 Lee A47C 9/007
D6/360
D507,436 S * 7/2005 Chao D6/366

(Continued)

Primary Examiner — Caron D Veynar

Assistant Examiner — Mehri Bajoul

(74) *Attorney, Agent, or Firm* — Themis Law

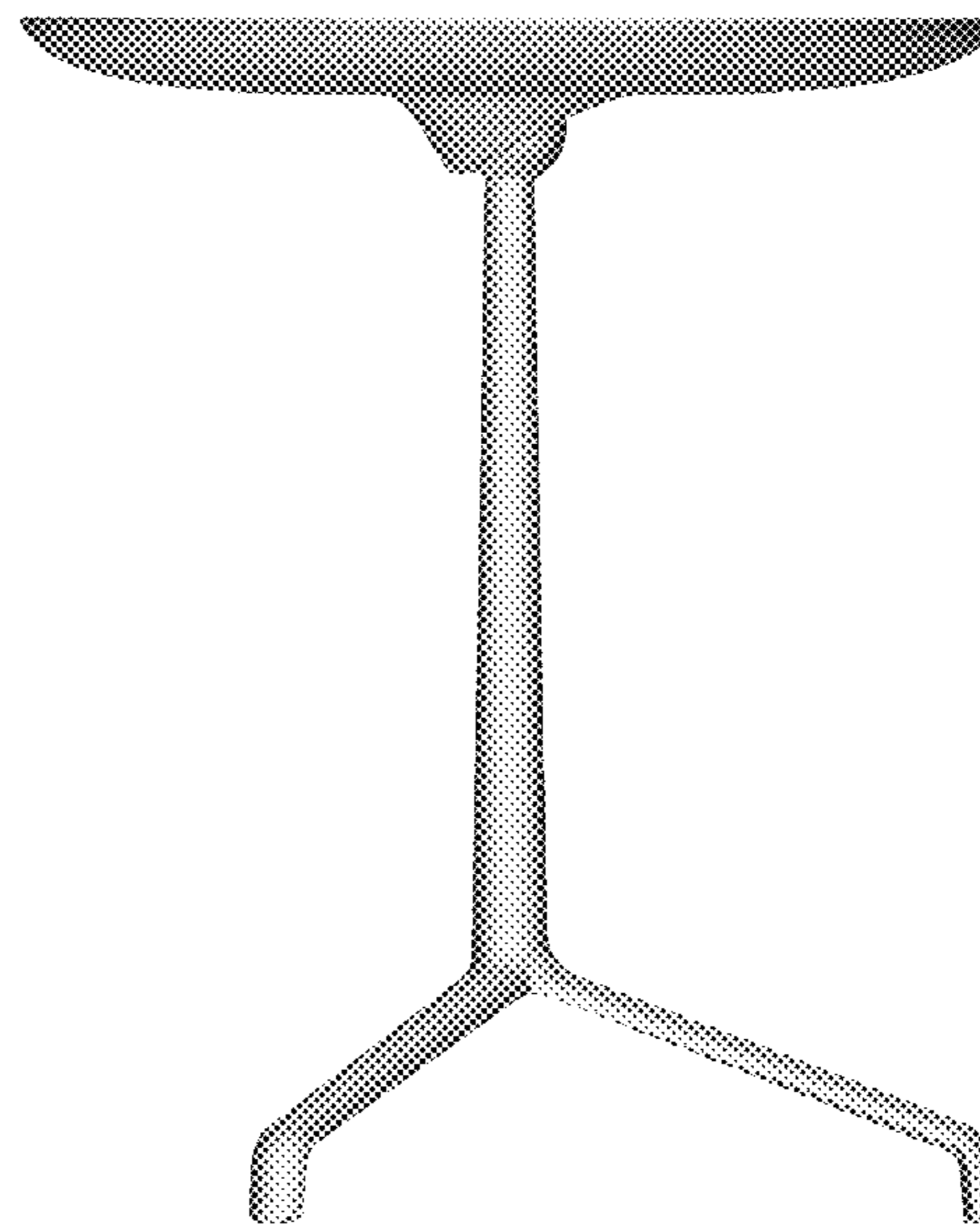
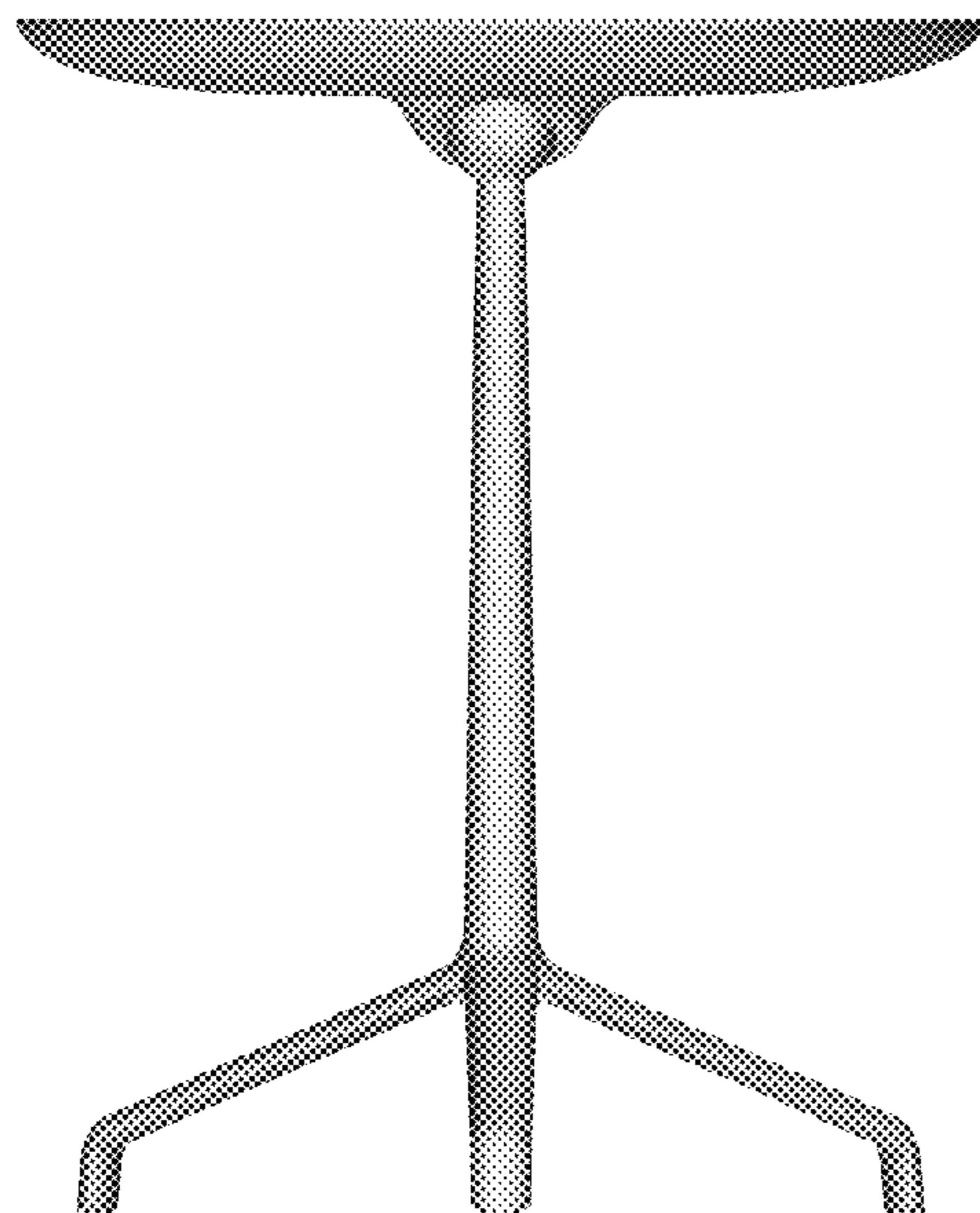
(57) **CLAIM**

The ornamental design for a table, as shown and described.

DESCRIPTION

FIG. 1 is a front elevational view of a table showing my new design;
FIG. 2 is a rear elevational view thereof;
FIG. 3 is a left side elevational view thereof, the right side being a mirror image;
FIG. 4 is a top plan view thereof; and,
FIG. 5 is a bottom plan view thereof.
The portion of the drawing in broken lines is for illustrative purposes only and forms no part of the claimed design.

1 Claim, 5 Drawing Sheets



(56)

References Cited

U.S. PATENT DOCUMENTS

D526,822	S *	8/2006	Chen	D6/708.23
D573,376	S *	7/2008	Muller	D6/708
D594,677	S *	6/2009	Arkitekter	D6/692
D597,361	S *	8/2009	Smith, Jr.	D6/597
D615,324	S *	5/2010	Yamamoto	D6/656.15
D653,479	S *	2/2012	Babick	D6/709
D666,247	S *	8/2012	Fox	D21/318
D696,883	S *	1/2014	Krusin	D6/692.3
D714,393	S *	9/2014	Harrell	D21/397
D716,569	S *	11/2014	Werner	D6/349
D736,523	S *	8/2015	St. Laurent	D6/300
D739,167	S *	9/2015	Barber	D6/692
D743,195	S *	11/2015	McQuaid	D6/707
D746,073	S *	12/2015	Elmaleh	D6/349
D758,747	S *	6/2016	Lenz	D6/349
D760,521	S *	7/2016	Galiotto	D6/708.17
D767,029	S *	9/2016	Foxcroft	D19/113
2014/0353441	A1 *	12/2014	Baas	B60B 33/0042 248/188.7
2016/0022029	A1 *	1/2016	Severin	A47B 13/003 248/188

* cited by examiner




FIG. 1




FIG. 2




FIG. 3




FIG. 4




FIG. 5