



US00D782852S

(12) **United States Design Patent**  
**Edmonds et al.**

(10) **Patent No.:** **US D782,852 S**

(45) **Date of Patent:** **\*\* Apr. 4, 2017**

(54) **MUSIC STAND**

(71) Applicants: **Shannon Jean Caldwell Edmonds**,  
Belvidere, VT (US); **Carol Susan**  
**Caldwell-Edmonds**, Belvidere, VT  
(US)

(72) Inventors: **Shannon Jean Caldwell Edmonds**,  
Belvidere, VT (US); **Carol Susan**  
**Caldwell-Edmonds**, Belvidere, VT  
(US)

(\*\*) Term: **14 Years**

(21) Appl. No.: **29/515,377**

(22) Filed: **Jan. 22, 2015**

(51) **LOC (10) Cl.** ..... **06-06**

(52) **U.S. Cl.**  
USPC ..... **D6/682; D17/9**

(58) **Field of Classification Search**  
USPC ..... D6/513, 583, 585, 588, 592, 682, 707;  
D14/217, 341, 345, 346; D17/1, 2, 7, 8,  
D17/9, 24, 99

CPC ... A63H 5/00; G10C 1/00; G10C 1/02; G10C  
1/04; G10C 3/00; G10C 3/12; G10F 1/02;  
G10F 3/00; G10H 1/00

See application file for complete search history.

(56) **References Cited**

**U.S. PATENT DOCUMENTS**

D91,022 S	*	11/1933	De Vries	.....	D6/682
D111,902 S	*	10/1938	Heller	.....	D17/9
D112,146 S	*	11/1938	Heller	.....	D17/9
D154,296 S	*	6/1949	Millington et al.	.....	84/177
D204,495 S	*	4/1966	White, Jr.	.....	D17/7

D263,361 S	*	3/1982	Johnson	.....	D6/707
D265,404 S	*	7/1982	Tender	.....	D17/9
D294,838 S	*	3/1988	Wells	.....	D19/90
D310,232 S	*	8/1990	Dong	.....	D17/8
D340,150 S	*	10/1993	Tanaka	.....	D6/513
D386,514 S	*	11/1997	Nakada	.....	D17/7
6,050,536 A	*	4/2000	Bicknese	.....	A47B 23/004 248/441.1
D555,713 S	*	11/2007	Mikage	.....	D17/7
D613,962 S	*	4/2010	Luebcke	.....	D19/86
D646,509 S	*	10/2011	Luebcke	.....	D19/90
D688,730 S	*	8/2013	Suzuki	.....	D17/8
2013/0298745 A1	*	11/2013	Revenaugh	.....	G10C 3/00 84/192

\* cited by examiner

*Primary Examiner* — Susan E Krakower

*Assistant Examiner* — Lisa A Grabenstetter

(74) *Attorney, Agent, or Firm* — Thomas G. Ference

(57) **CLAIM**

The ornamental design for a music stand, as shown and described.

**DESCRIPTION**

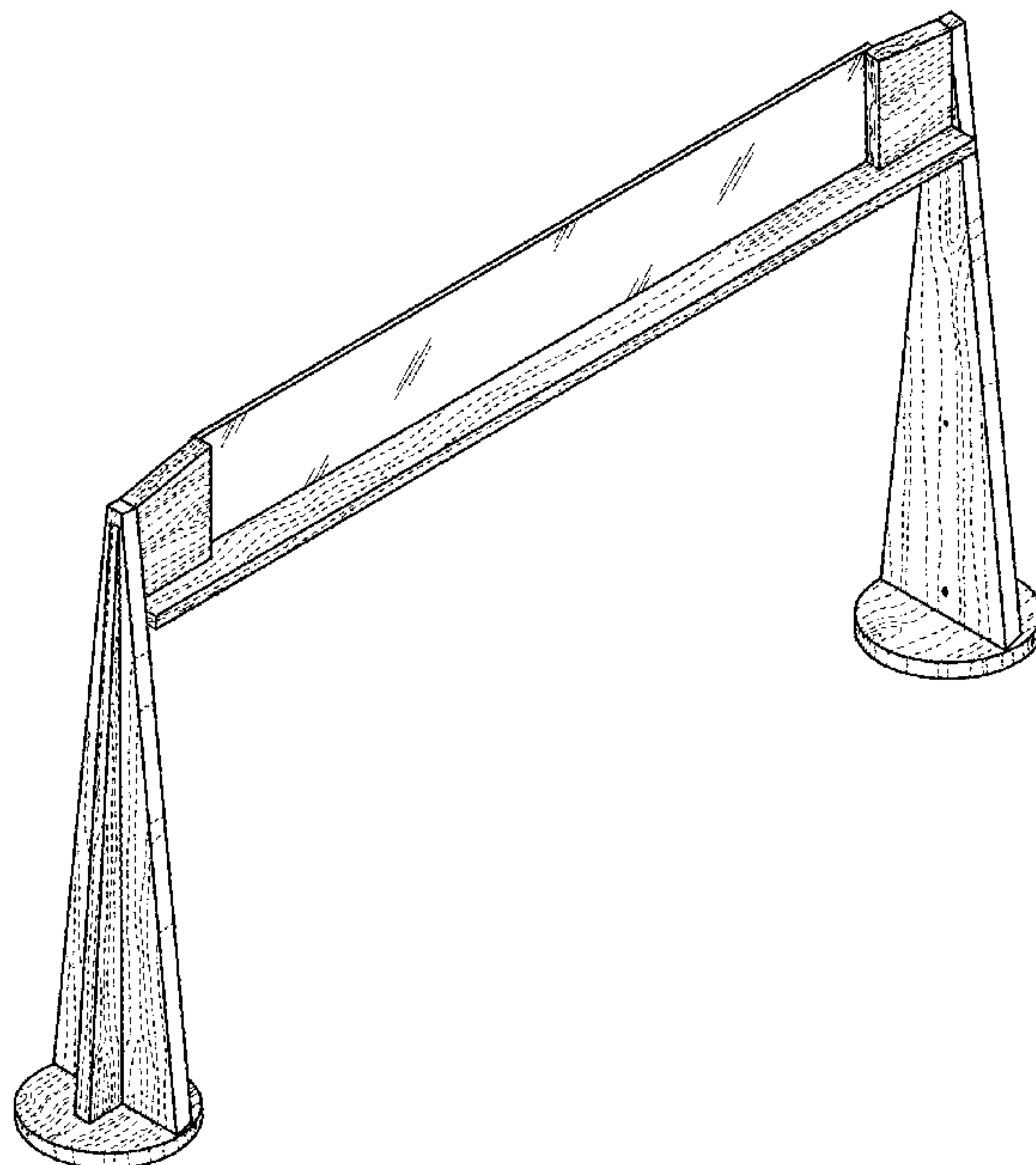
FIG. 1 is a front elevational view of the music stand showing our new design, shown with unclaimed environment; FIG. 2 is a rear elevational view thereof; and, FIG. 3 is a left perspective side view thereof, the right side being a mirror image thereof.

The broken line electronic keyboard shown in FIG. 1, depicts unclaimed environment.

The broken lines that appear on the music stand in FIGS. 1-3, illustrate unclaimed portions of the design.

The oblique shading on the central portion of the music stand is understood to represent a smooth, shiny surface.

**1 Claim, 3 Drawing Sheets**



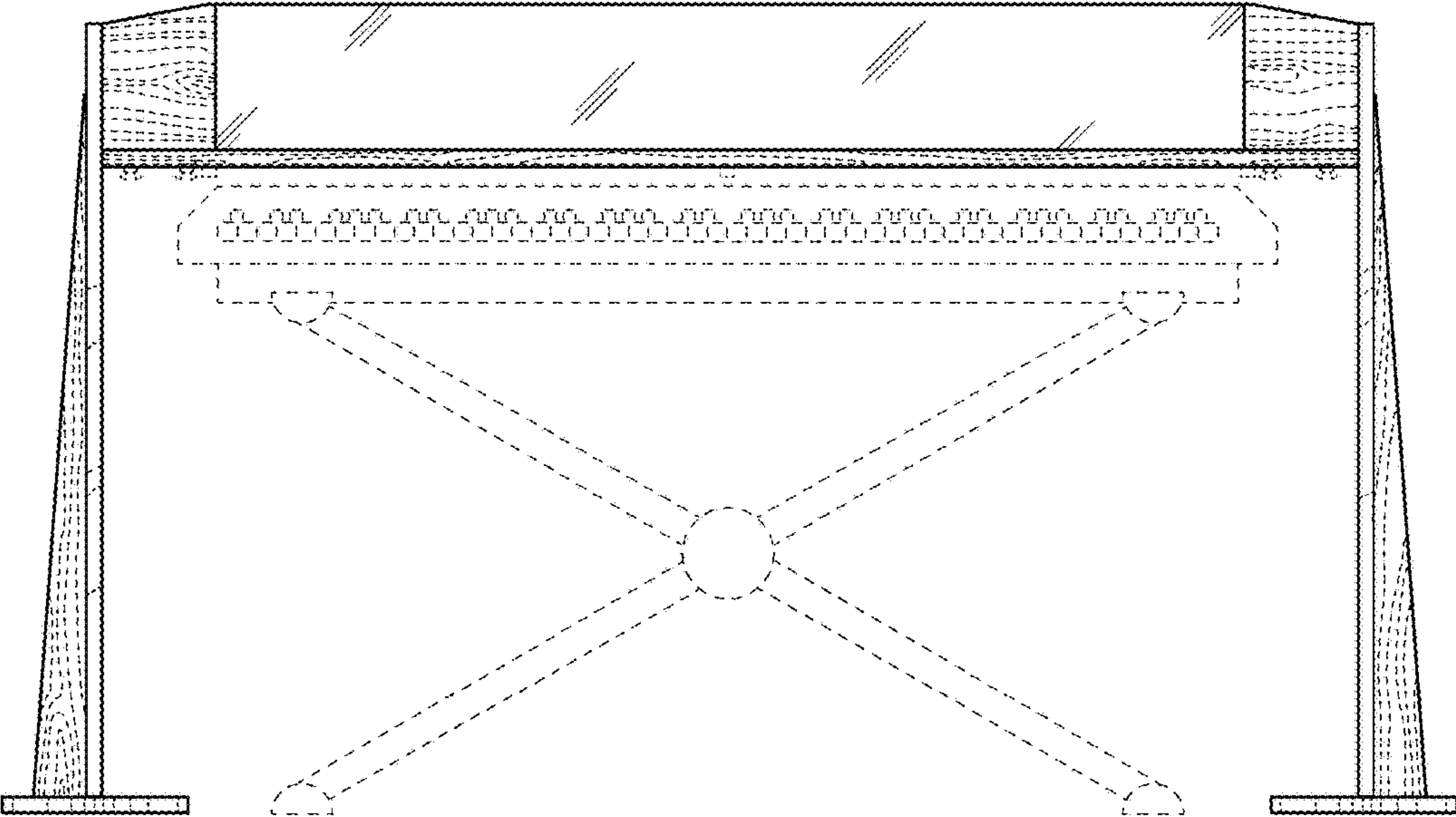


FIG. 1

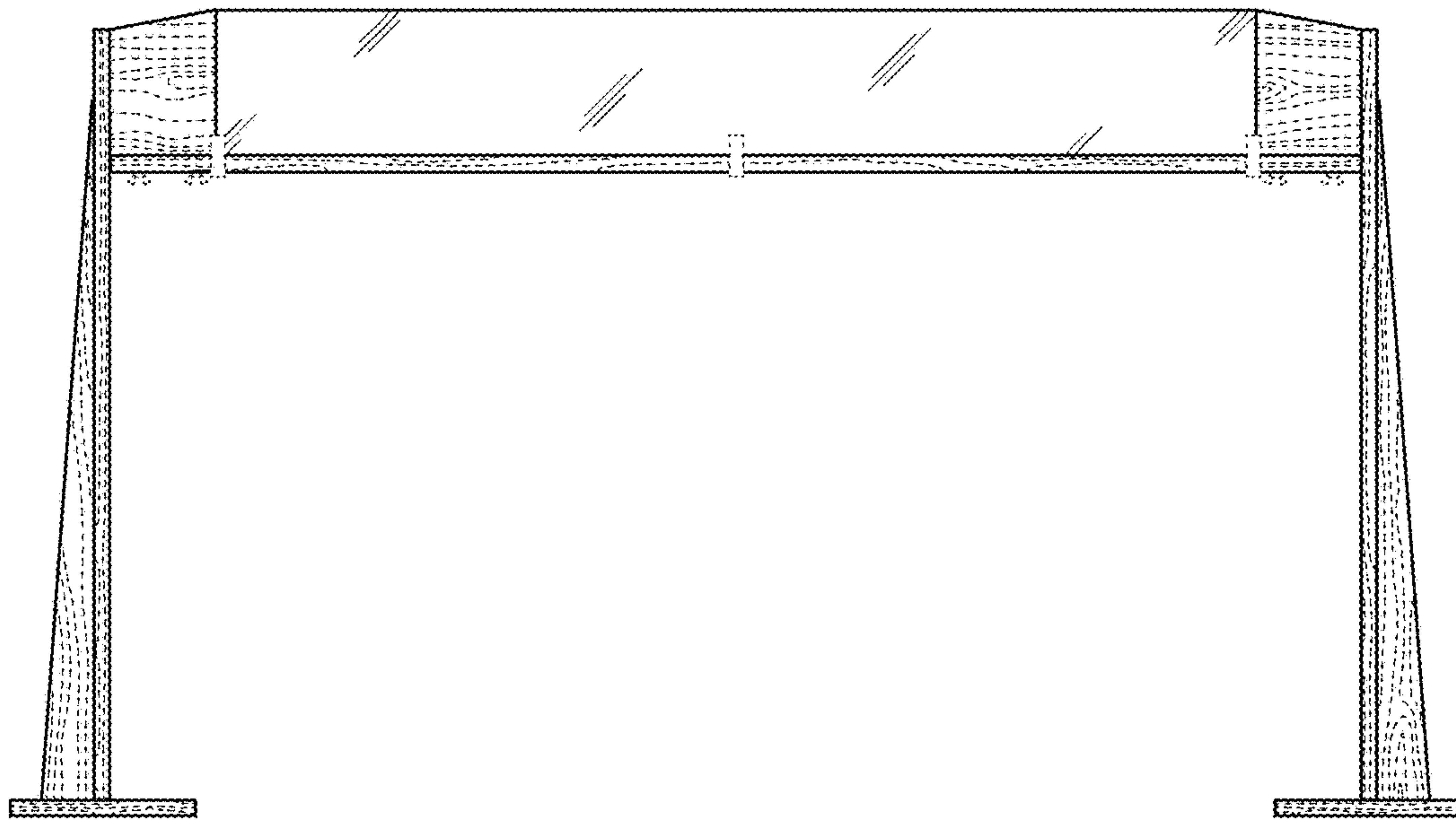


FIG. 2

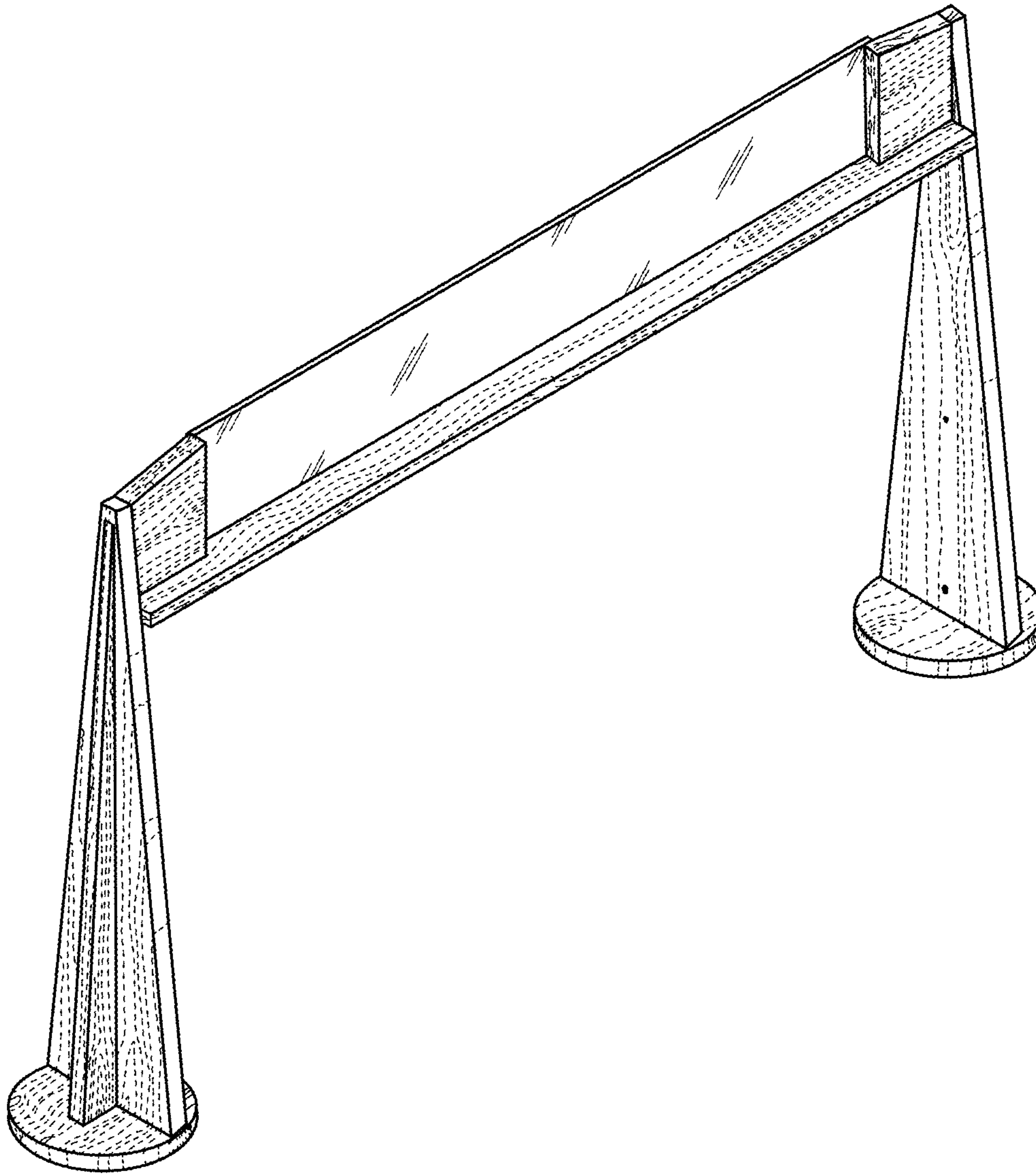


FIG. 3