



US00D782849S

(12) **United States Design Patent** (10) **Patent No.:** **US D782,849 S**
Goddard (45) **Date of Patent:** **** Apr. 4, 2017**

(54) **SEAT CUSHION**

FOREIGN PATENT DOCUMENTS

(71) Applicant: **Kraco Enterprises, LLC.**, Compton, CA (US)

CA 2545963 C * 2/2014
JP 2005261468 A * 9/2005

(72) Inventor: **Lingere D. Goddard**, Fullerton, CA (US)

OTHER PUBLICATIONS

(73) Assignee: **Kraco Enterprises, LLC.**, Compton, CA (US)

Seat Cushion, by Type S, Target.com [online], published review May 2016, [retrieved on Oct. 20, 2016]. Retrieved from the internet <URL: <http://www.target.com/p/type-s-gel-seat-cushion/-/A-506501373> >.*

(**) Term: **15 Years**

Primary Examiner — Sheryl Lane

(21) Appl. No.: **29/549,643**

Assistant Examiner — A. Suzette Murphy

(22) Filed: **Dec. 28, 2015**

(74) *Attorney, Agent, or Firm* — Wood Herron & Evans LLP

(51) **LOC (10) Cl.** **06-09**

(57) **CLAIM**

(52) **U.S. Cl.**

The ornamental design for a seat cushion, as shown and described.

USPC **D6/601**

(58) **Field of Classification Search**

DESCRIPTION

USPC D6/340, 596, 606, 355, 334, 335, 374, D6/354, 716, 716.1, 601; D12/110, 111, D12/112, 126, 182, 186, 307, 133, 416
CPC ... B62J 1/002; B62J 1/005; B62J 1/007; B62J 1/26; B62J 1/00; B62J 1/02; B62J 1/04; B62J 1/06; B62J 1/08; A47C 7/18; A47C 27/00; A47C 7/021; A47C 7/022; A47C 1/146

FIG. 1 is a front top isometric view of my new seat cushion design;
FIG. 2 is a rear top isometric view thereof;
FIG. 3 is a top view thereof;
FIG. 4 is a bottom view thereof;
FIG. 5 is a right side view thereof;
FIG. 6 is a left side view thereof;
FIG. 7 is a cross-sectional view taken along line 7-7 of FIG. 3;
FIG. 8 is a front view thereof; and,
FIG. 9 is a rear view thereof.

See application file for complete search history.

The diagonal line pattern shown in the cross sectional drawing view of FIG. 7 forms no part of the claimed design. The broken lines shown in the drawing views represent unclaimed subject matter, and neither the lines themselves nor anything within the lines form any part of the claimed invention.

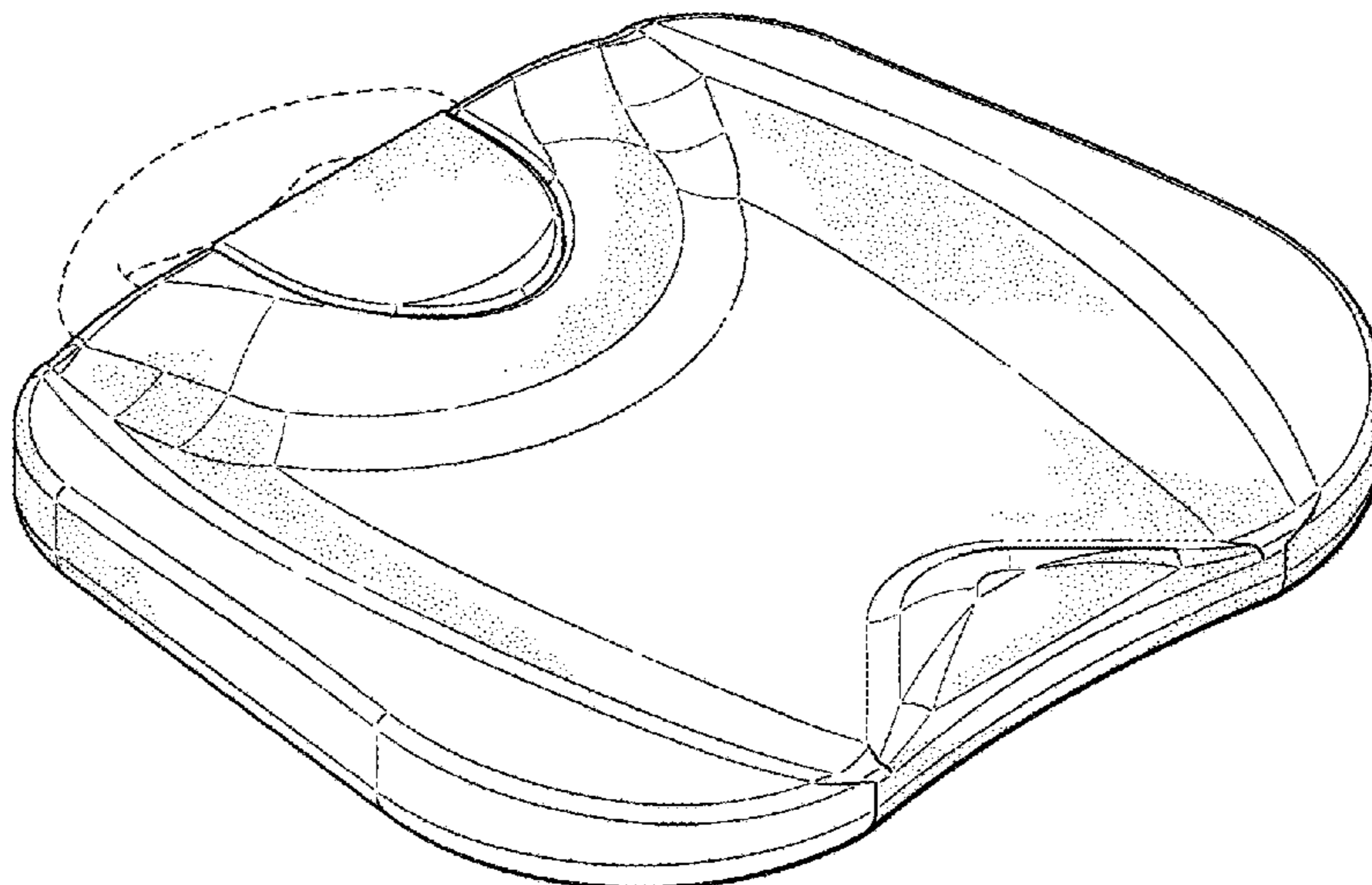
(56) **References Cited**

U.S. PATENT DOCUMENTS

D260,125 S * 8/1981 Rogers 5/653
D293,868 S * 1/1988 Paletta D3/303
D332,546 S * 1/1993 Waltner 5/653
D386,035 S * 11/1997 Matsler D6/596
D386,036 S * 11/1997 Laidlaw D6/601
D396,981 S * 8/1998 Laidlaw 5/654
D441,588 S * 5/2001 Roberts D6/601
D466,750 S * 12/2002 Landvik D6/601

(Continued)

1 Claim, 5 Drawing Sheets



(56)

References Cited

U.S. PATENT DOCUMENTS

D473,408	S	*	4/2003	Chen	D6/366
D474,934	S	*	5/2003	Ildstad	D6/601
D484,350	S	*	12/2003	Miller	D6/368
D549,031	S	*	8/2007	Berkson	D6/601
D606,354	S	*	12/2009	Abolkheir	D6/601
D633,017	S	*	2/2011	Klock	D12/182
D711,173	S	*	8/2014	Liao	D6/349
8,990,985	B1	*	3/2015	Wilhelm	A47C 7/20 5/653
D746,079	S	*	12/2015	Boyette-Kirtley	D6/601
D753,925	S	*	4/2016	Toll	D6/354
D759,992	S	*	6/2016	Dufresne	D6/606
D767,928	S	*	10/2016	Silvonen	D6/366

* cited by examiner

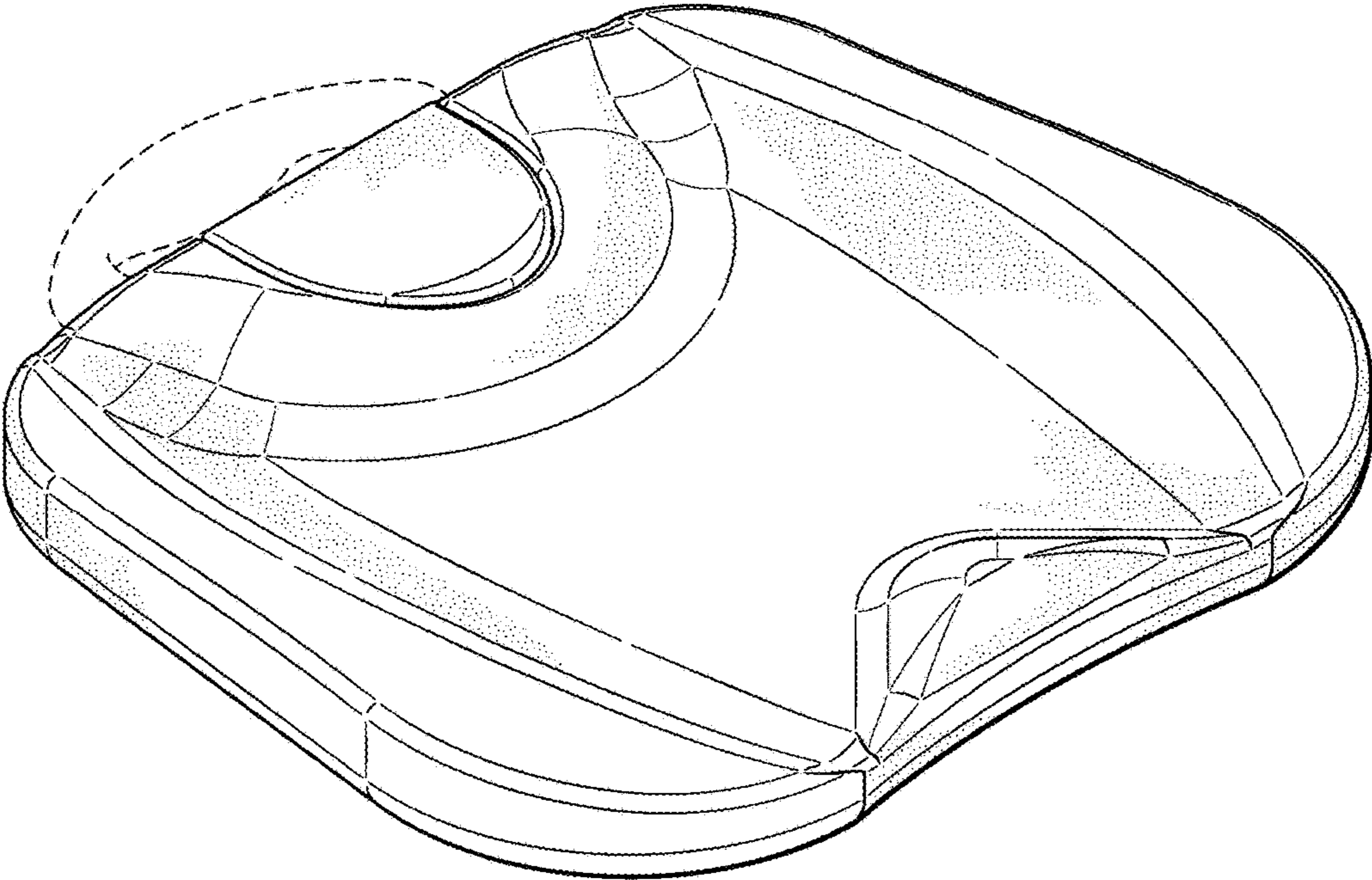


FIG. 1

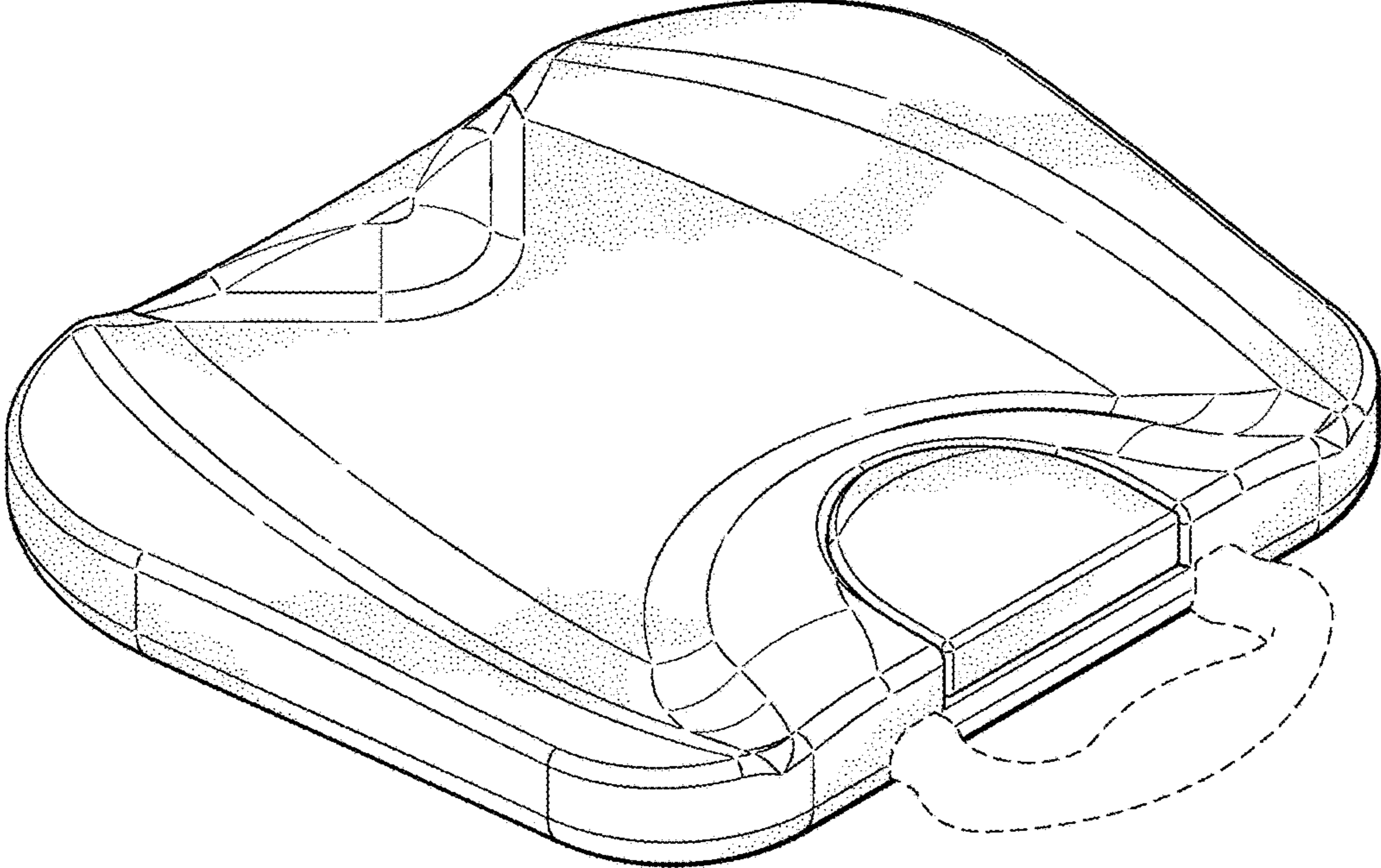


FIG. 2

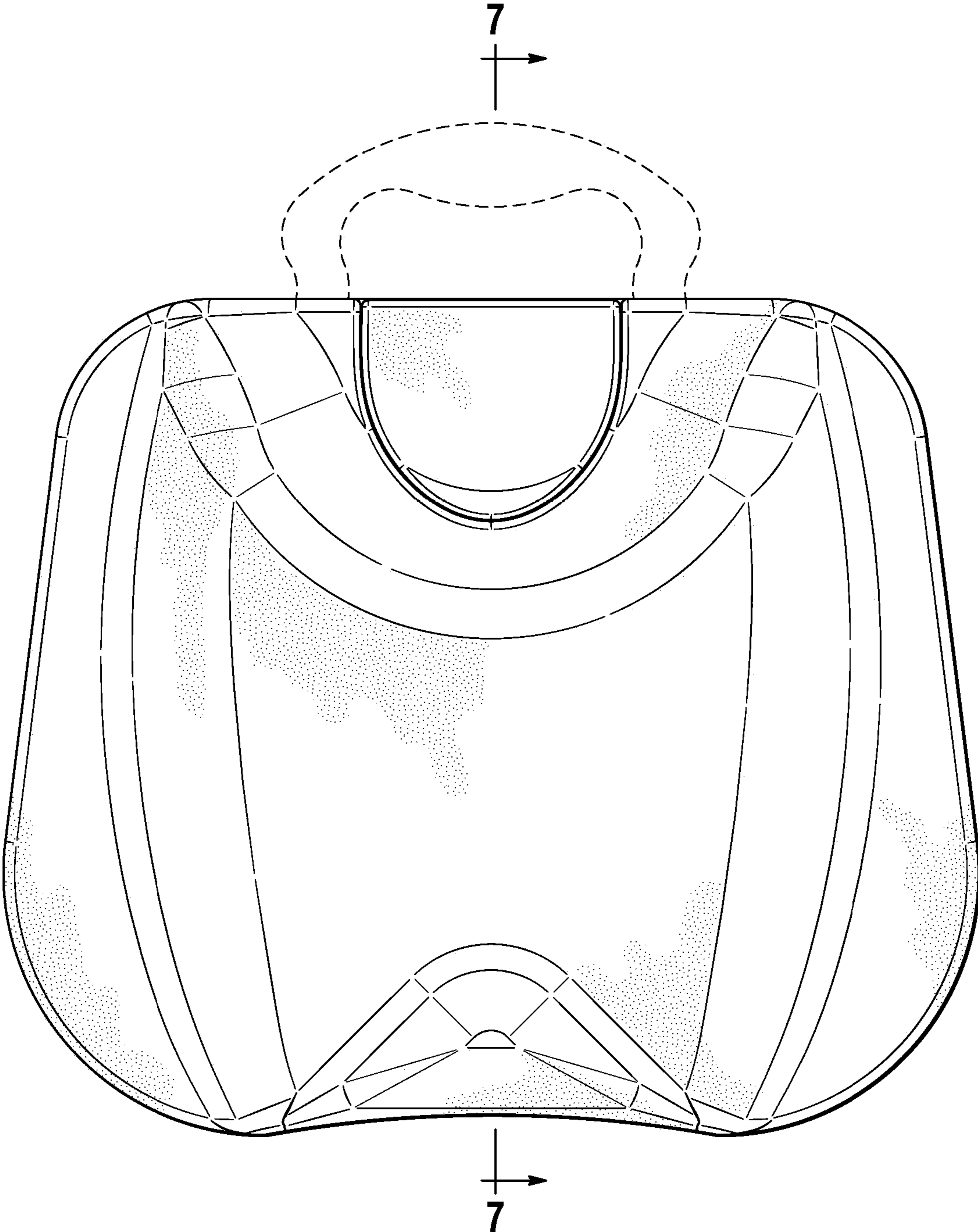


FIG. 3

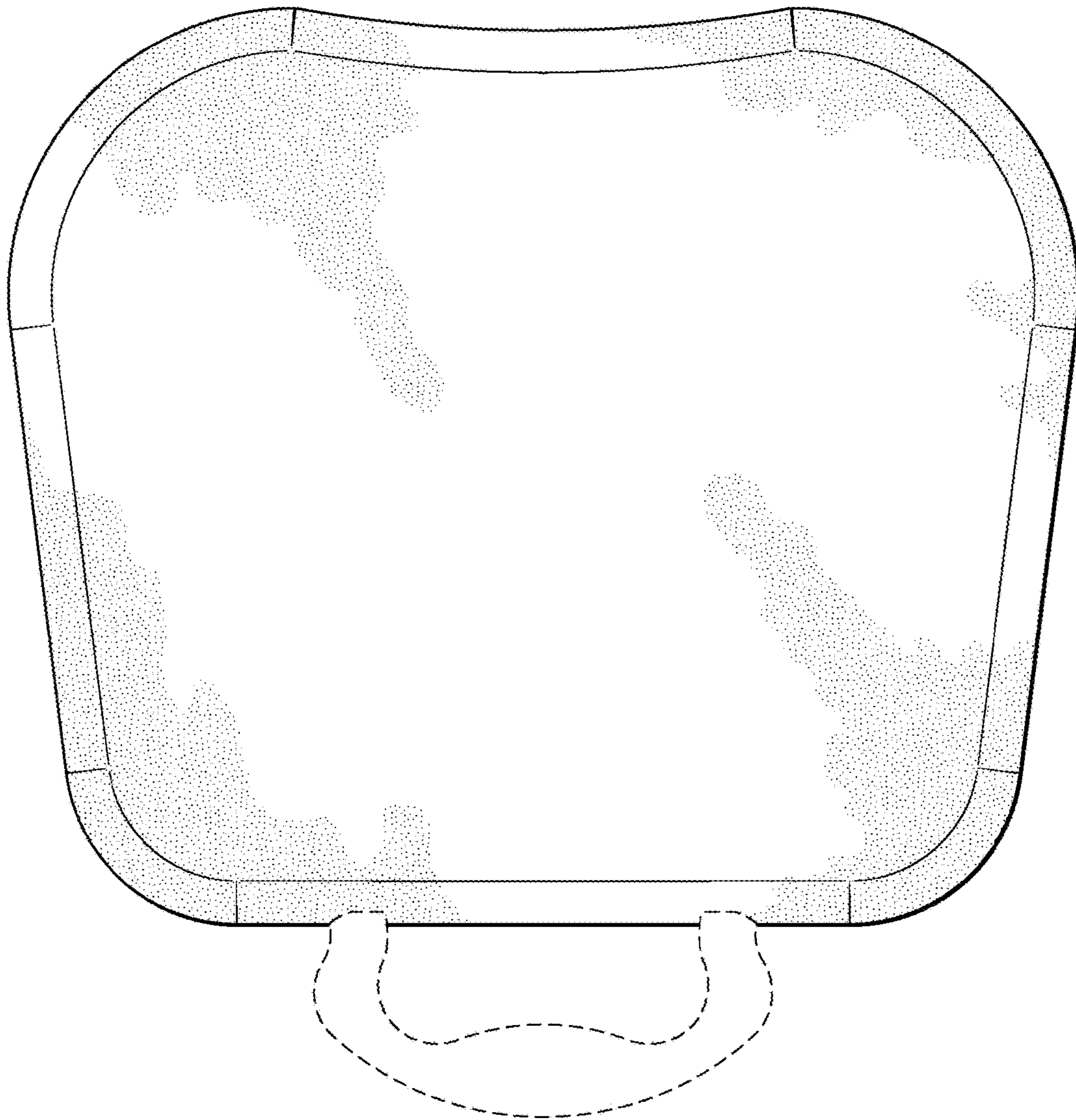


FIG. 4




FIG. 5

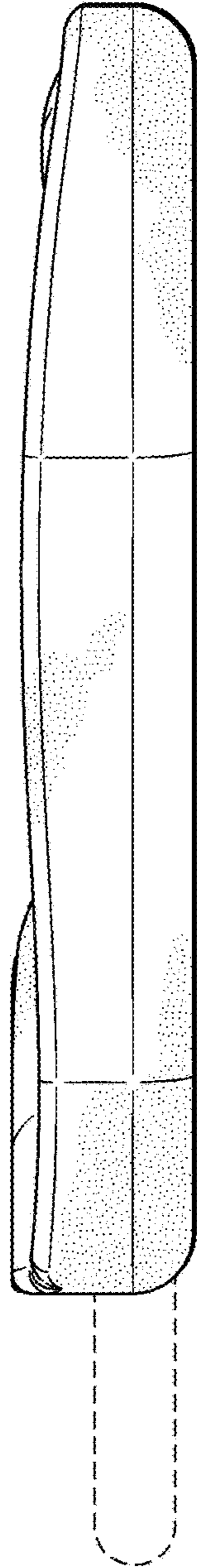


FIG. 6

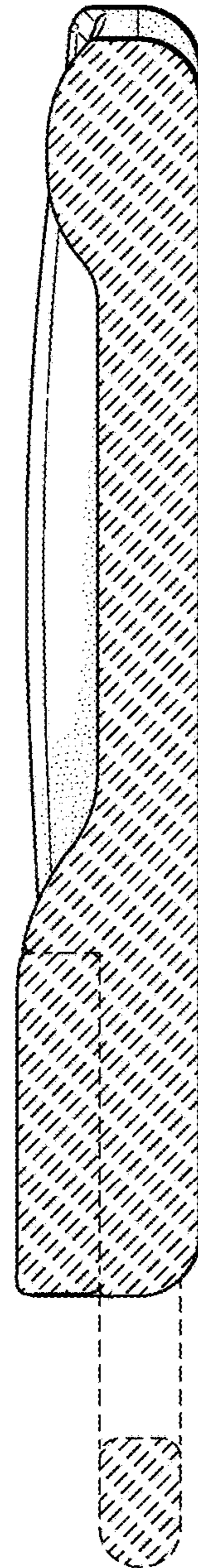


FIG. 7




FIG. 8




FIG. 9