

US00D782831S

(12) **United States Design Patent**
Chiba

(10) **Patent No.:** **US D782,831 S**

(45) **Date of Patent:** **** Apr. 4, 2017**

(54) **SYNTHETIC RESIN SHEET MATERIAL**

(71) Applicant: **SUMITOMO CHEMICAL COMPANY, LIMITED**, Tokyo (JP)

(72) Inventor: **Shunsuke Chiba**, Ichihara (JP)

(73) Assignee: **SUMITOMO CHEMICAL COMPANY, LIMITED**, Tokyo (JP)

(**) Term: **14 Years**

(21) Appl. No.: **29/510,959**

(22) Filed: **Dec. 4, 2014**

(51) **LOC (10) Cl.** **05-06**

(52) **U.S. Cl.**
USPC **D5/62**

(58) **Field of Classification Search**
USPC .. D5/1-9, 11-17, 19-21, 23, 24, 26-30, 32, D5/37, 39, 43, 44, 48, 51-66, 99; D6/582-585, 587, 589-591, 598, 599, D6/602, 609, 612, 616, 617, 619, 620; D19/5, 8, 31; D25/138, 149-151; D2/500, 502, 505-507, 758, 762, 840, D2/847, 849; D32/40-43
CPC ... B31F 1/00; B31F 1/07; B32B 3/266; B32B 5/022; B32B 5/024; B44F 1/00; B44F 1/02; B44F 1/08; B44F 1/10; B44F 5/00; B44F 7/00; B44F 9/00; B44F 9/02; B44F 9/04; B44F 11/00; B44F 11/02; B44F 11/04; D03D 1/00; D04H 1/00; D10B 2503/04; D10B 2501/042; D21H 27/02; A41G 1/00; A47L 13/16; D05C 17/00; D06C 23/00

See application file for complete search history.

(56) **References Cited**

U.S. PATENT DOCUMENTS

908,066 A * 12/1908 Blumenthal D03D 27/00
139/391
D121,355 S * 7/1940 Guhl D5/62

2,565,491 A * 8/1951 Francis, Jr. B44C 1/005
156/83
D165,791 S * 1/1952 Rose D5/62
2,610,935 A * 9/1952 Rowe B31F 1/124
156/183
D175,817 S * 10/1955 Wright D5/62

(Continued)

Primary Examiner — Karen S Acker

Assistant Examiner — Wendy Arminio

(74) *Attorney, Agent, or Firm* — Sughrue Mion, PLLC

(57) **CLAIM**

The ornamental design for a synthetic resin sheet material, as shown and described.

DESCRIPTION

FIG. 1 is a front view of a synthetic resin sheet material of the present invention.

FIG. 2 is a front reference view of the synthetic resin sheet material of FIG. 1.

FIG. 3 is a rear view of the synthetic resin sheet material of FIG. 1.

FIG. 4 is a front perspective view of the synthetic resin sheet material of FIG. 1.

FIG. 5 is a rear perspective view of the synthetic resin sheet material of FIG. 1.



FIG. 6 is an enlarged detail view of the area designated by line 6-6 within FIG. 2 the synthetic resin sheet material of FIG. 1.

FIG. 7 is an enlarged detail view of area 7 circumscribed within FIG. 2 of the synthetic resin sheet material of FIG. 1; and,

FIG. 8 is an enlarged detailed view of the area designated by line 8-8 within FIG. 2 the synthetic resin sheet material of FIG. 1.

For clarity, the synthetic resin sheet material is shown within a dark background environment that forms no part of the claimed design.

1 Claim, 8 Drawing Sheets



(56)

References Cited

U.S. PATENT DOCUMENTS

D208,182 S * 7/1967 Mazur D5/53
D222,855 S * 1/1972 Kamrath et al. D25/163
D243,857 S * 3/1977 Hori 52/314
D244,802 S * 6/1977 Kies D25/163
D244,804 S * 6/1977 Kies D25/163
D245,042 S * 7/1977 Plumb D25/163
4,528,232 A * 7/1985 Cliffe B60J 3/007
296/97.2
5,023,130 A * 6/1991 Simpson D04H 1/465
28/104
D429,894 S * 8/2000 Bergin D5/57
D437,098 S * 1/2001 Rivera D99/5
6,770,240 B1 * 8/2004 Laird D06C 23/04
26/2 R
7,562,424 B2 * 7/2009 Nguyen D04H 1/465
28/104
7,645,405 B2 * 1/2010 Sult B29B 7/86
264/140
D610,269 S * 2/2010 Canales D25/138
D637,486 S * 5/2011 Andrew D5/7
D676,979 S * 2/2013 Canales D25/104
D685,962 S * 7/2013 Timm D32/40
D740,448 S * 10/2015 Zuo D25/138
2007/0123131 A1 * 5/2007 Nguyen A61F 13/511
442/408
2013/0034697 A1 * 2/2013 Shiao B32B 11/02
428/147

* cited by examiner



FIG.1




FIG.2



FIG.3



FIG.4




FIG.5




FIG.6



FIG.7



FIG.8