



US00D782827S

(12) **United States Design Patent**
Jenkins

(10) **Patent No.:** **US D782,827 S**

(45) **Date of Patent:** **** Apr. 4, 2017**

(54) **BRISTLES FOR HAIRBRUSH**

(71) Applicant: **Anthony Jenkins**, Blakehurst (AU)

(72) Inventor: **Anthony Jenkins**, Blakehurst (AU)

(**) Term: **14 Years**

(21) Appl. No.: **29/481,865**

(22) Filed: **Feb. 11, 2014**

(30) **Foreign Application Priority Data**

Dec. 17, 2013 (AU) 16599/2013

(51) **LOC (10) Cl.** **04-01**

(52) **U.S. Cl.**
USPC **D4/136**

(58) **Field of Classification Search**

USPC D4/130, 132-134, 136, 129; D24/200,
D24/214, 211; D28/63; 15/159.1, 160,
15/186-188, 207.2, DIG. 5; 132/120,
132/313, 901; 401/28; 601/109, 136,
601/137; 119/600, 612, 615, 632

CPC A46B 3/00; A46B 3/20; A46B 3/22; A46B
5/00; A46B 5/02; A46B 5/021; A46B
5/026; A46B 7/00; A46B 7/02; A46B
9/00; A46B 9/02; A46B 9/023; A46B
9/028; A46B 9/06; A46B 2200/00; A46B
2200/10; A46B 2200/1006; A46B
2200/102; A46B 2200/104; A46B
2200/1093; A46B 2200/20; A46B
2200/30; A46B 2200/3033; A46B
2200/3093; A46B 2200/40; A45D 24/00;
A45D 24/30; A45D 2024/345

See application file for complete search history.

(56) **References Cited**

U.S. PATENT DOCUMENTS

216,408 A * 6/1879 Hill A46B 3/20
119/632
D60,941 S * 5/1922 Kohn D4/130
D107,435 S * 12/1937 Marder D4/130

D132,607 S * 6/1942 Schwartz D4/130
D132,813 S * 6/1942 Schwartz D4/130
2,380,730 A * 7/1945 Demyanovich A45D 24/02
132/158
D208,018 S * 7/1967 Battaglia D4/130
3,722,113 A * 3/1973 Birkenstock A43B 7/141
36/11.5

(Continued)

Primary Examiner — Susan Moon Lee

(74) *Attorney, Agent, or Firm* — Brian S. Boyer; Melvin
Li; Syndicated Law, PC

(57) **CLAIM**

The ornamental design for “bristles for hairbrush,” as shown
and described.

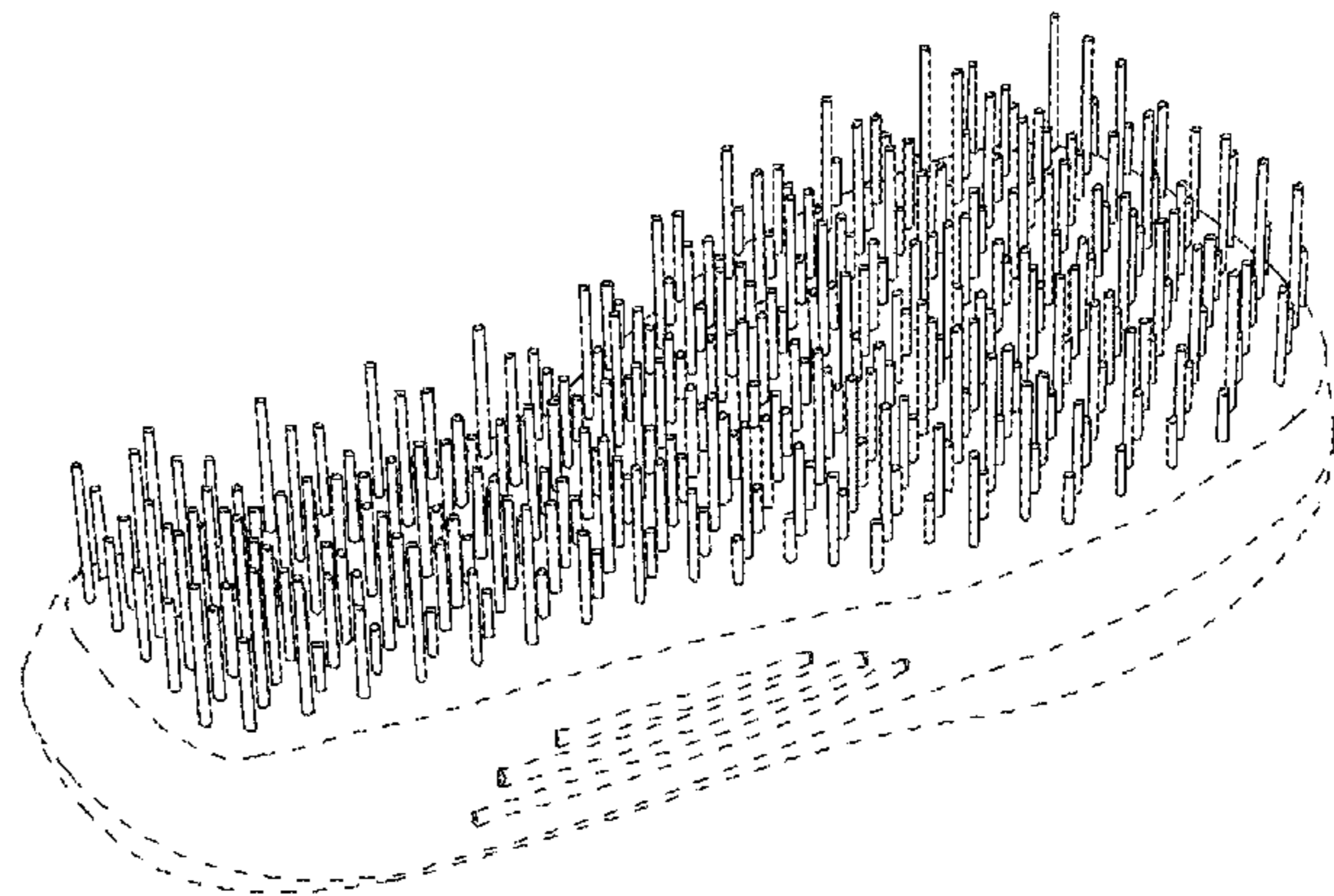
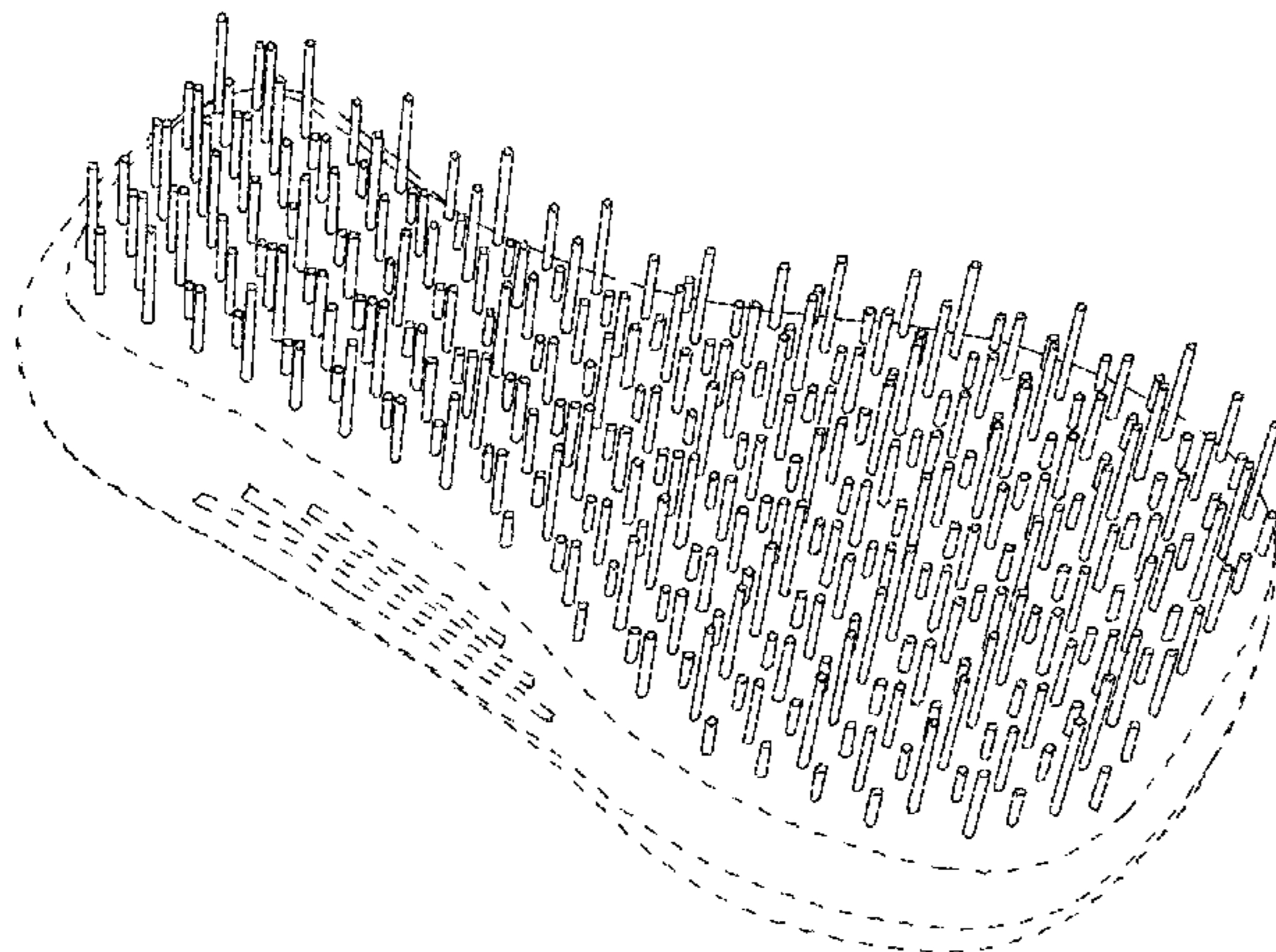
DESCRIPTION

FIG. 1 is a first side perspective view of the bristles for
hairbrush in accordance with the present design;
FIG. 2 is a second side perspective view thereof;
FIG. 3 is a first top perspective view thereof;
FIG. 4 is a second top perspective view thereof;
FIG. 5 is an end elevation view thereof;
FIG. 6 is a side elevation view thereof;
FIG. 7 is a third top perspective view thereof; and,
FIG. 8 is a top plan view thereof.

Novelty resides in the particular configuration of the bristle
arrangement.

Broken lines and unshaded portions contained within broken
lines illustrate elements of the bristles for hairbrush that
form no part of the claimed design.

1 Claim, 8 Drawing Sheets



(56)

References Cited

U.S. PATENT DOCUMENTS

3,757,774 A * 9/1973 Hatuno A43B 3/128
36/141
3,885,555 A * 5/1975 Nobbs A43B 7/146
601/28
4,095,353 A * 6/1978 Foldes A43B 13/38
36/11.5
D285,750 S * 9/1986 Bills D4/136
4,727,661 A * 3/1988 Kuhn A43B 1/0054
36/100
D324,778 S * 3/1992 Whittington D28/63
D342,833 S * 1/1994 Huang D4/136
5,638,608 A * 6/1997 Dorber A45D 20/122
132/116
6,098,233 A * 8/2000 Chen A46B 7/04
15/110
D430,936 S * 9/2000 Noble D24/211
6,226,811 B1 * 5/2001 Fagan A47K 7/024
15/207.2
D459,589 S * 7/2002 Farrage D4/138
D461,057 S * 8/2002 Flores D4/130
D478,174 S * 8/2003 Huang D24/212
D493,287 S * 7/2004 Hay D4/130
D509,658 S * 9/2005 Swyst D4/130

7,278,431 B2 * 10/2007 Anderson A61B 17/54
132/76.4
D562,006 S * 2/2008 Liu D4/130
D576,804 S * 9/2008 Pulfrey D4/130
D595,898 S * 7/2009 Syran D28/63
D623,414 S * 9/2010 Wagner D4/104
D637,818 S * 5/2011 Mercier D4/136
D668,055 S * 10/2012 Khubani D4/130
D670,083 S * 11/2012 Treeby D4/130
D688,465 S * 8/2013 Khubani D4/130
8,627,537 B2 * 1/2014 Mercier A46B 9/02
132/120
D699,950 S * 2/2014 Treeby D4/130
D706,498 S * 6/2014 Aulwes D30/158
D760,500 S * 7/2016 Stephens D4/127
D764,179 S * 8/2016 Odunsi D4/130
2004/0118015 A1 * 6/2004 Lai A43B 3/108
36/3 B
2005/0011030 A1 * 1/2005 Gonzalez A46B 5/02
15/160
2008/0022561 A1 * 1/2008 Klavano A43B 7/146
36/141
2010/0101594 A1 * 4/2010 Pulfrey A46B 9/023
132/120
2013/0232708 A1 9/2013 Mor
2015/0189979 A1 * 7/2015 Stanton A46B 5/021
15/106

* cited by examiner

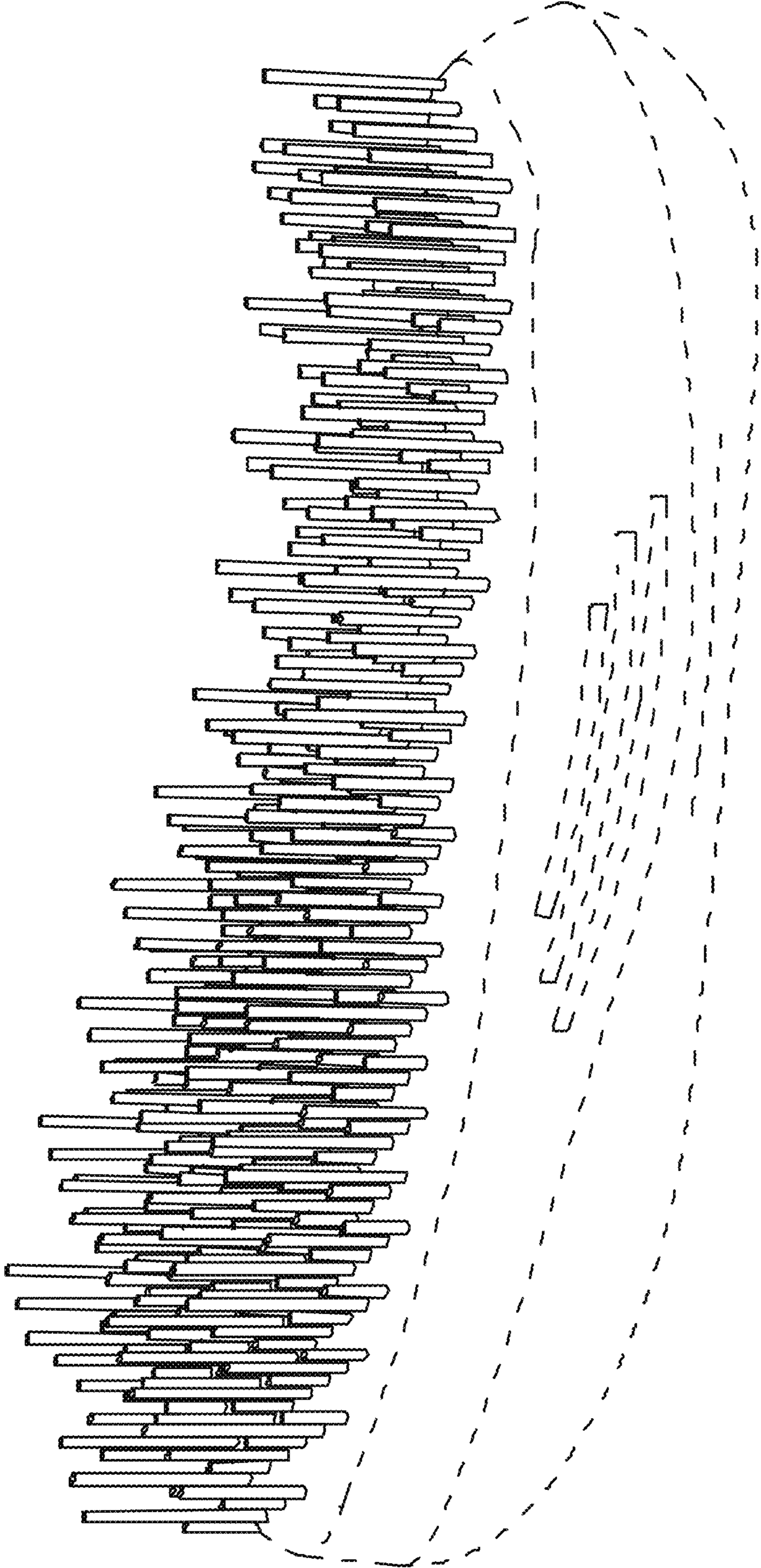


Fig. 1

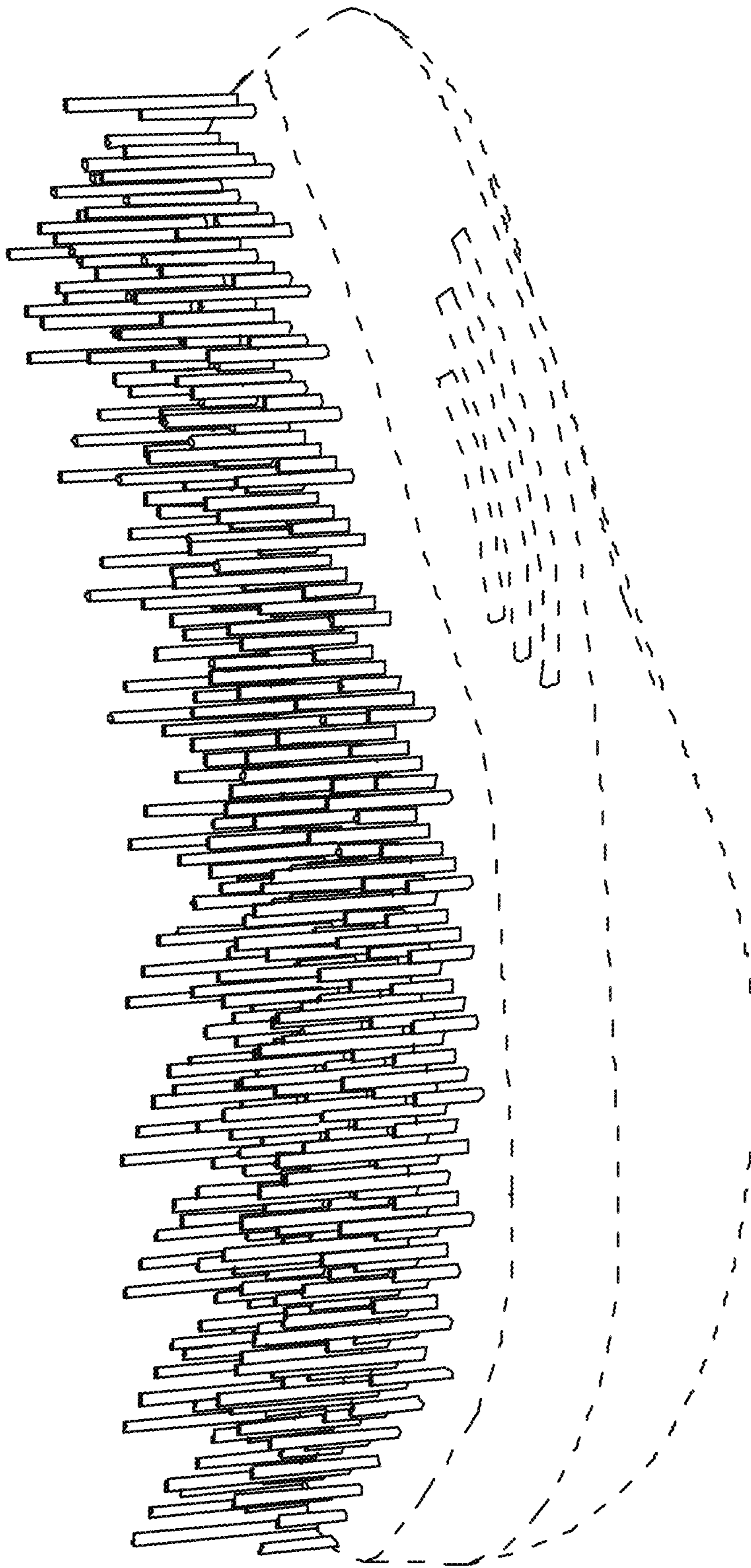


Fig. 2

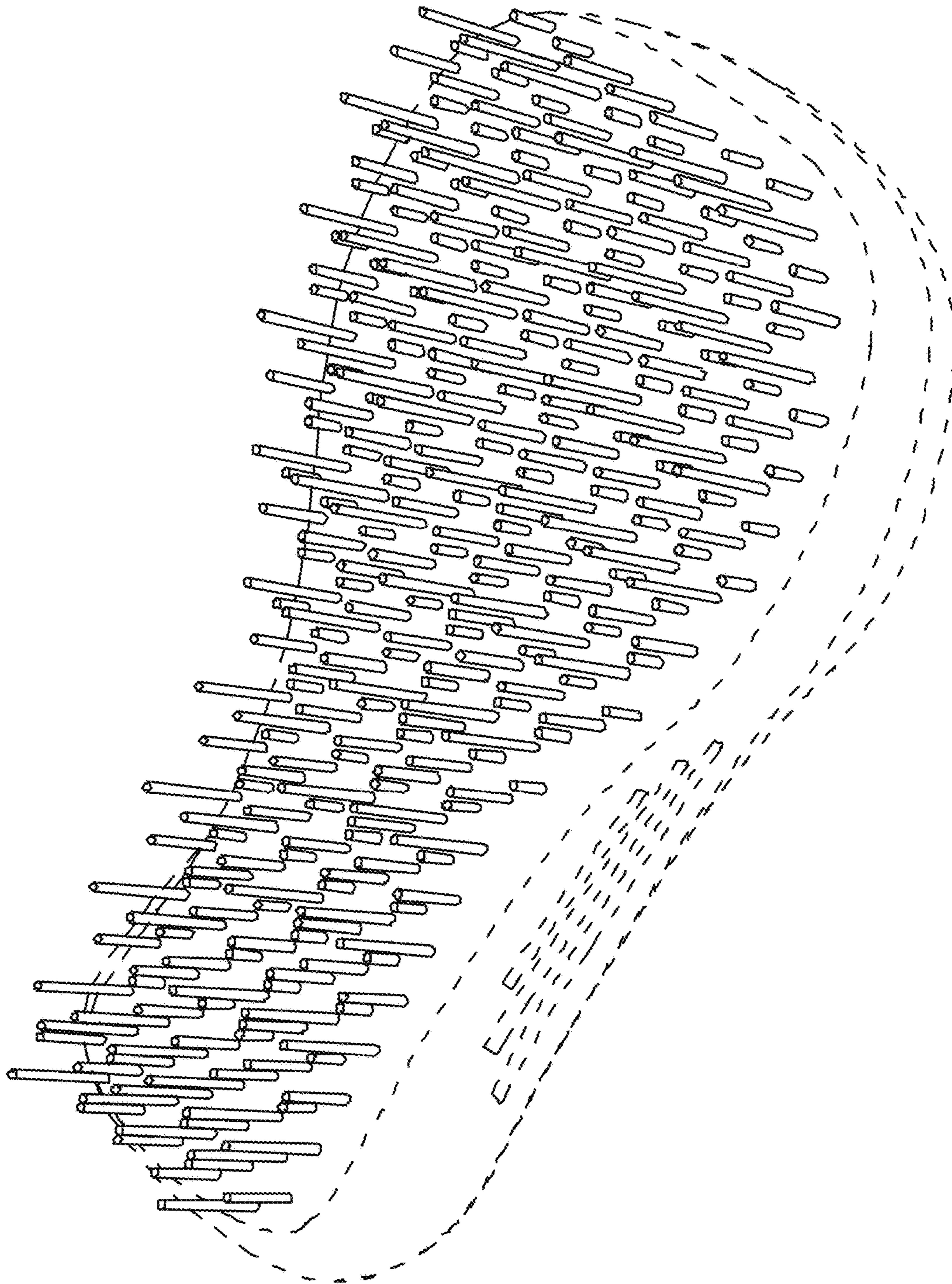


Fig. 3

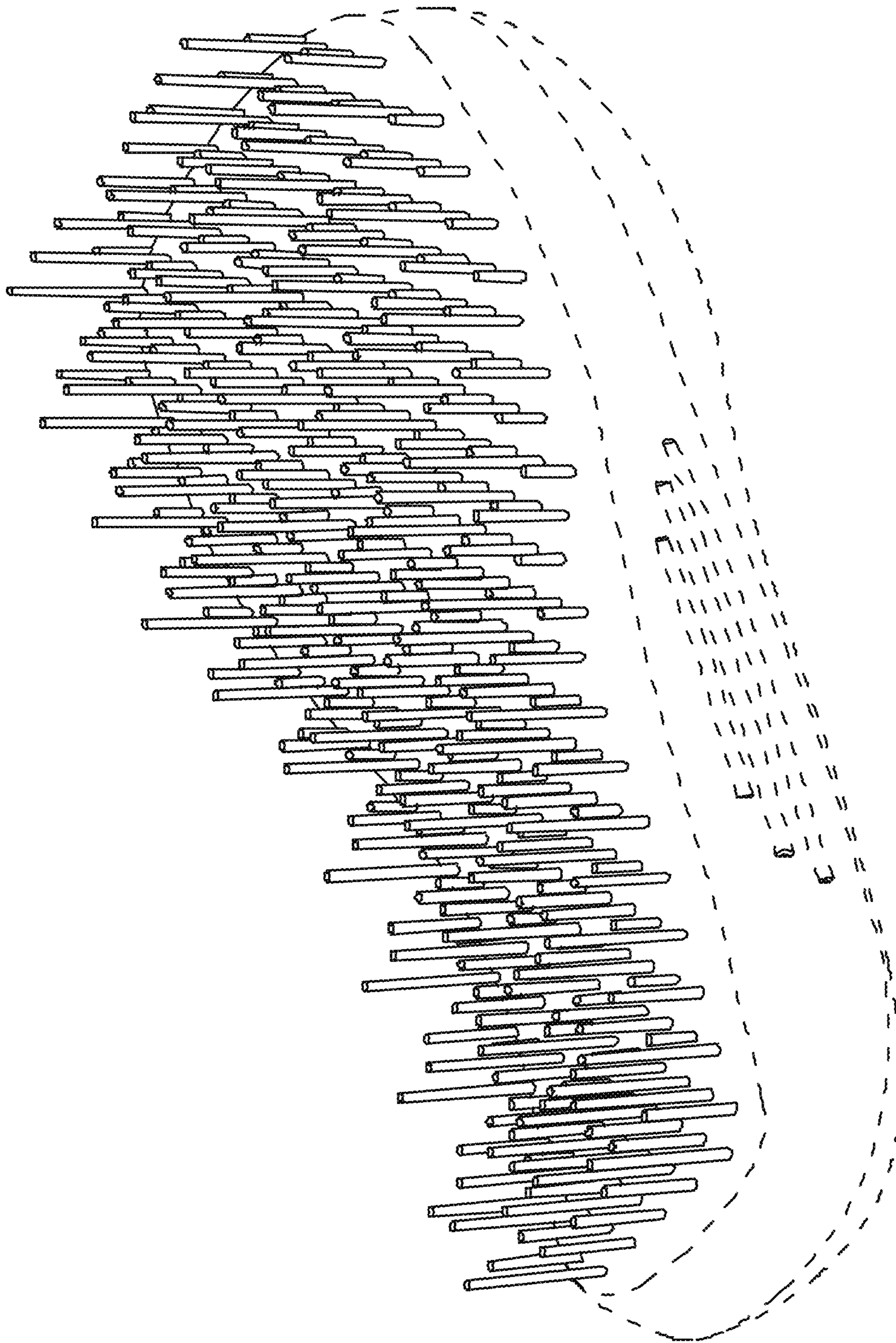


Fig. 4

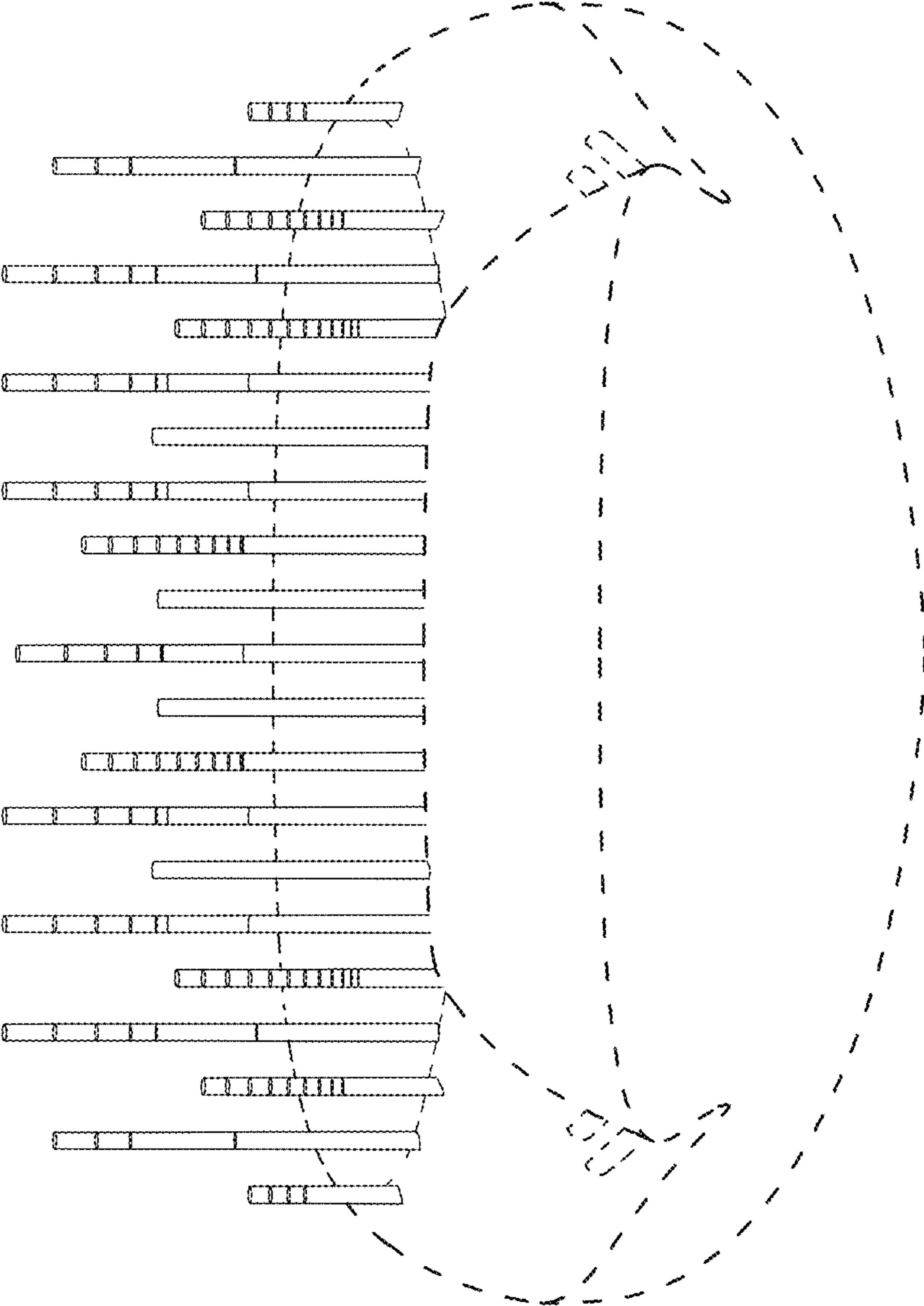


Fig. 5

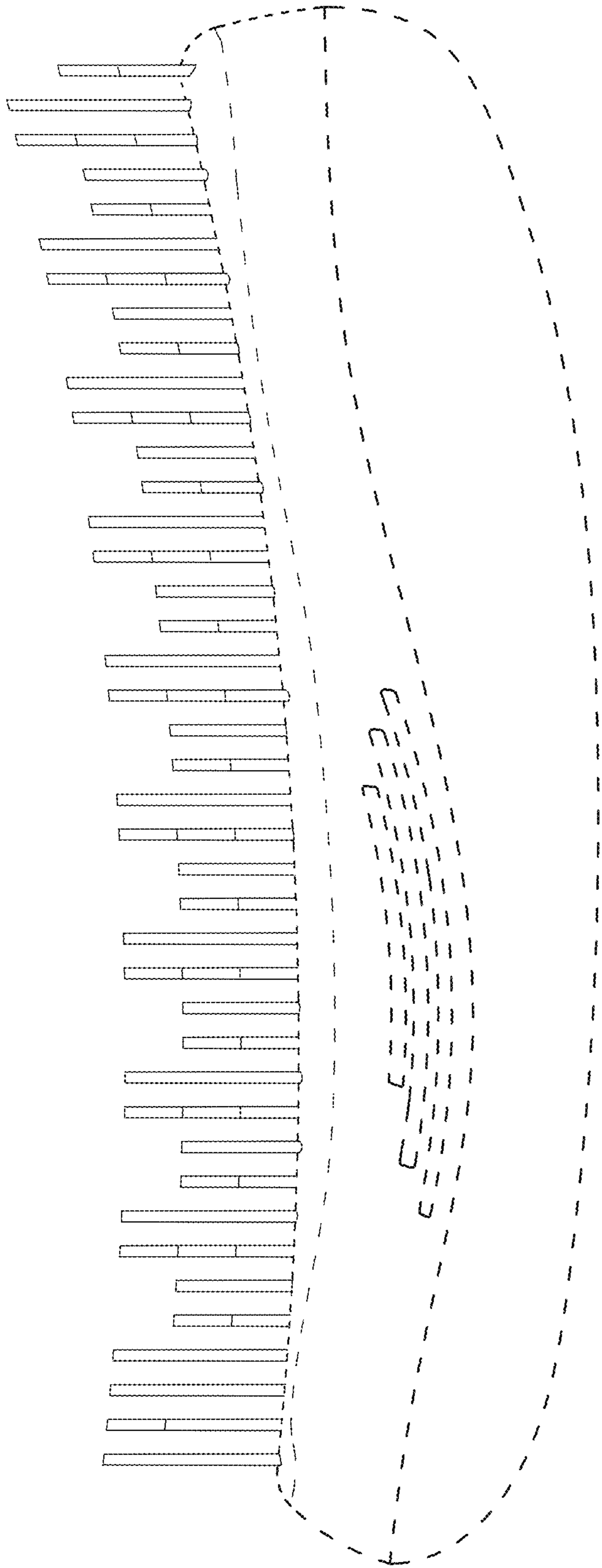


Fig. 6

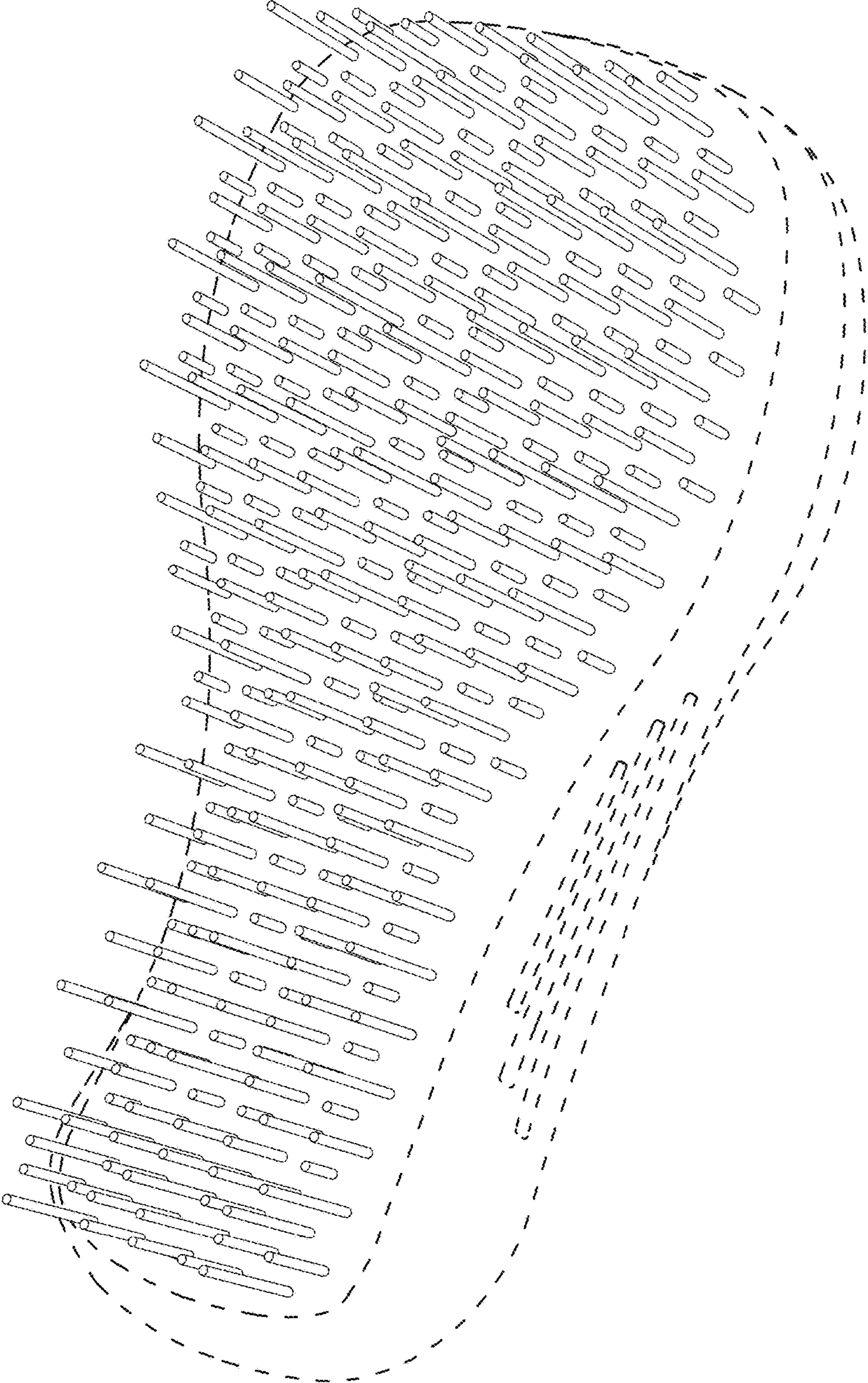


Fig. 7

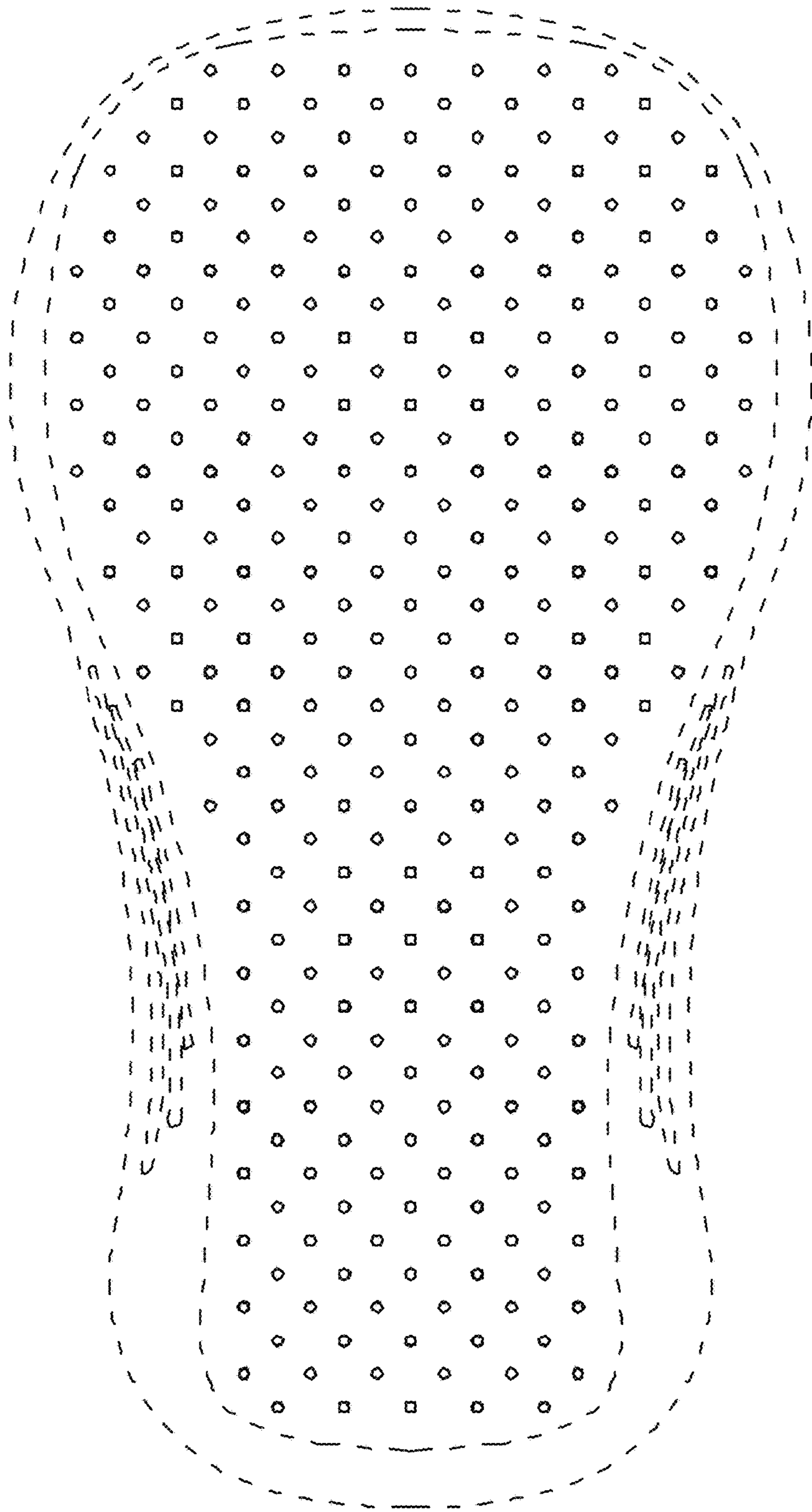


Fig. 8