



US00D782824S

(12) **United States Design Patent** (10) **Patent No.:** **US D782,824 S**  
**Xi et al.** (45) **Date of Patent:** **\*\* Apr. 4, 2017**

(54) **ORAL CARE IMPLEMENT**  
(71) Applicant: **COLGATE-PALMOLIVE COMPANY**, New York, NY (US)  
(72) Inventors: **Wen Jin Xi**, Shanghai (CN); **Guang Sheng Guo**, Yangzhou (CN); **Fan Gang Xie**, Yangzhou (CN)  
(73) Assignee: **COLGATE-PALMOLIVE COMPANY**, New York, NY (US)

D637,402 S 5/2011 Nakada  
D654,695 S \* 2/2012 Jimenez ..... D4/108  
D661,490 S \* 6/2012 Jin ..... D4/108  
D674,609 S \* 1/2013 Li ..... D4/104  
D675,447 S \* 2/2013 Xi ..... D4/104  
D686,416 S \* 7/2013 Xi ..... D4/104  
D686,825 S \* 7/2013 Xi ..... D4/104  
D687,229 S 8/2013 Stebila et al.  
D689,287 S \* 9/2013 Winkler ..... D4/104  
D715,559 S \* 10/2014 Xi ..... D4/104  
9,027,193 B2 \* 5/2015 Xi ..... A46B 3/00  
15/167.1  
D751,295 S \* 3/2016 Lee ..... D4/104

(\*\*) Term: **15 Years**

**FOREIGN PATENT DOCUMENTS**

(21) Appl. No.: **29/528,250**  
(22) Filed: **May 27, 2015**  
(51) **LOC (10) Cl.** ..... **04-02**  
(52) **U.S. Cl.**  
USPC ..... **D4/104**  
(58) **Field of Classification Search**  
USPC ..... D4/104, 101, 105, 106, 108, 109, 110,  
D4/111, 112, 113; D8/107; D28/46, 48;  
D24/133, 146, 152; 15/22.1, 143.1,  
15/167.1; 401/270  
CPC ..... A61C 17/00; A61C 17/222; A61C 17/224;  
A61C 17/225; A61C 17/349; A61C  
17/20; A61C 17/22; A61C 17/24; A61C  
17/26; A61C 17/32; A61C 17/34  
See application file for complete search history.

BR DI6904369-8 11/2009  
CN 3306787 8/2002  
CN 3363272 9/2003  
CN 3363273 9/2003

(Continued)

*Primary Examiner* — Susan Bennett Hattan  
*Assistant Examiner* — Rebecca Tsehaye

(57) **CLAIM**

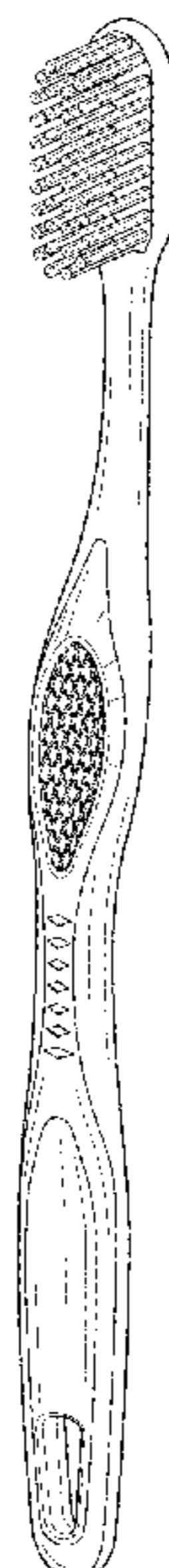
The ornamental design for an oral care implement, as shown and described.

**DESCRIPTION**

FIG. 1 is a front right perspective view of an oral care implement according to a first embodiment of the new design;  
FIG. 2 is a rear left perspective view thereof;  
FIG. 3 is a front view thereof;  
FIG. 4 is a rear view thereof;  
FIG. 5 is a right side view thereof;  
FIG. 6 is a left side view thereof;  
FIG. 7 is a top view thereof; and,  
FIG. 8 is a bottom view thereof.

**1 Claim, 4 Drawing Sheets**

(56) **References Cited**  
U.S. PATENT DOCUMENTS  
D421,843 S 3/2000 Joergensen  
D433,815 S 11/2000 Denhez et al.  
D440,404 S 4/2001 Naslund  
D531,414 S 11/2006 Wong  
D559,546 S 1/2008 Wong  
D575,064 S 8/2008 Wong



(56)

References Cited

FOREIGN PATENT DOCUMENTS

CN	3359328	3/2004
CN	3359329	3/2004
CN	3376499	7/2004
CN	3393781	9/2004
CN	3403401	11/2004
CN	3409457	12/2004
CN	3525699	5/2005
CN	3498753	1/2006
CN	3505551	2/2006
CN	3516043	4/2006
CN	3624927	3/2007
CN	301054688	11/2009
CN	301119884	1/2010
CN	301207117	5/2010
CN	301207118	5/2010
CN	301224586 S	5/2010
CN	301224587 S	5/2010
CN	301249307	6/2010
CN	301277367	7/2010
CN	301293107	7/2010
CN	301377575 S	11/2010
CN	301382609 S	11/2010
CN	301517882	4/2011
CN	301628993	8/2011

CN	301628995	8/2011
CN	302755717	3/2014
CN	302805728	4/2014
EM	000139670-0001	1/2004
EM	000139423-0001	2/2004
EM	000139423-0002	2/2004
EM	000139423-0003	2/2004
EM	000139423-0004	2/2004
EM	000139423-0005	2/2004
EM	000139423-0006	2/2004
EM	000139423-0007	2/2004
EM	000139423-0008	2/2004
EM	000139423-0009	2/2004
EM	000139423-0010	2/2004
EM	000486105-0001	2/2006
EM	000624093-0006	11/2006
EM	000624093-0007	11/2006
EM	001534264-0001	6/2009
EM	001534264-0002	6/2009
EM	001866229-0001	5/2011
EM	001290035-0003	8/2011
EM	002212522-0003	4/2013
ES	I0144124-X	11/1998
FR	986562-0001	11/1998
GB	4007701	5/2008
RU	00074650	5/2010
WO	WOD073182-002	8/2012

\* cited by examiner

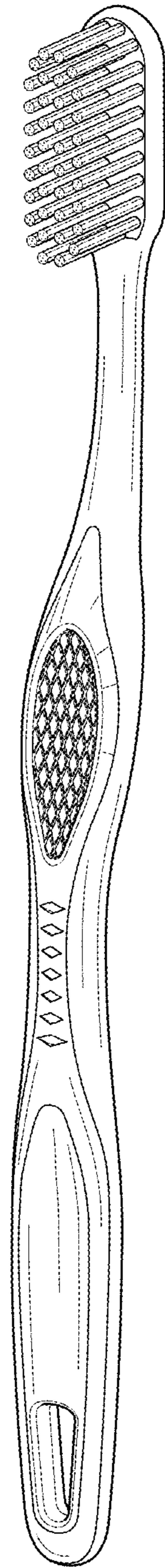


FIG. 1

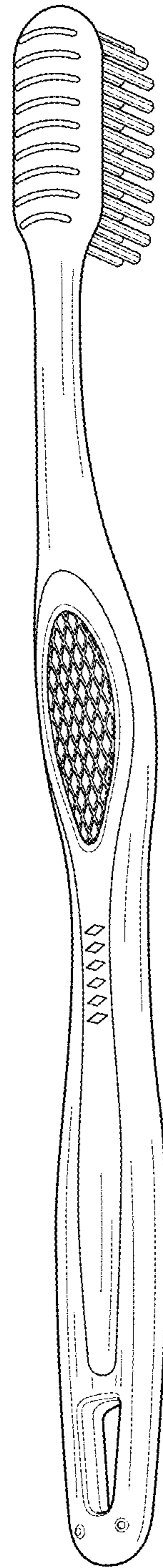


FIG. 2

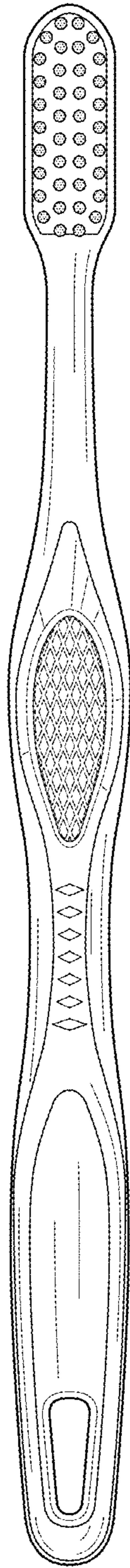


FIG. 3

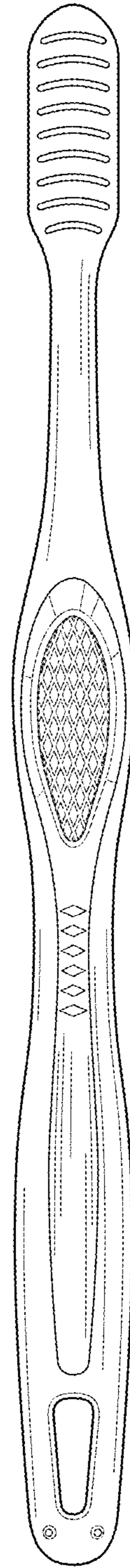


FIG. 4



FIG. 5



FIG. 6

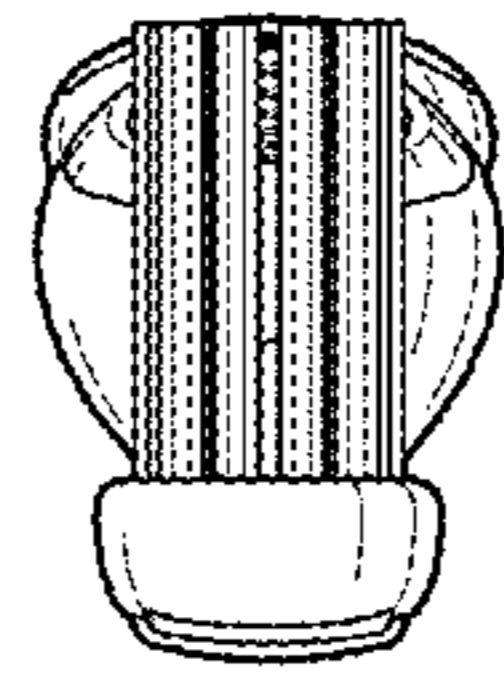


FIG. 7

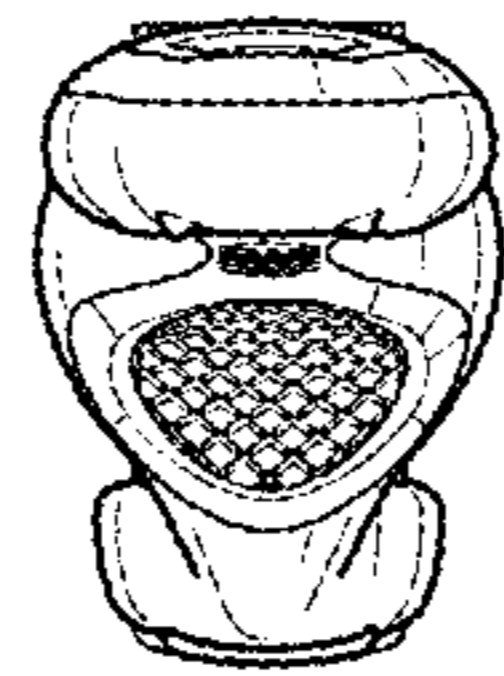


FIG. 8