



US00D782823S

(12) **United States Design Patent**  
**Salvador**

(10) **Patent No.:** **US D782,823 S**

(45) **Date of Patent:** **\*\* Apr. 4, 2017**

(54) **STRAP MOUNT FOR BAG**  
(71) Applicant: **ALDO GROUP INTERNATIONAL AG**, Baar (CH)  
(72) Inventor: **Jennifer Salvador**, Montreal (CA)  
(73) Assignee: **Aldo Group International AG**, Baar (CH)

D562,552 S \* 2/2008 Gerbi ..... D3/238  
D582,666 S \* 12/2008 Javits, Jr. .... D3/232  
D583,552 S \* 12/2008 Stulman ..... D3/232  
D587,451 S \* 3/2009 Guichot ..... D3/246  
D588,357 S \* 3/2009 Fabricius ..... D3/232  
D660,597 S \* 5/2012 Leblanc ..... D3/318  
D676,658 S \* 2/2013 Holloway ..... D3/318  
D758,070 S \* 6/2016 Frohlich ..... D3/232

\* cited by examiner

(\*\*) Term: **15 Years**

*Primary Examiner* — Barbara Fox

*Assistant Examiner* — Holly E Thurman

(21) Appl. No.: **35/001,060**

(74) *Attorney, Agent, or Firm* — Drinker Biddle & Reath LLP

(22) Filed: **Aug. 4, 2015**

(80) **Hague Agreement Data**

Int. Filing Date: **Aug. 4, 2015**  
Int. Reg. No.: **DM/088397**  
Int. Reg. Date: **Aug. 4, 2015**  
Int. Reg. Pub. Date: **Feb. 5, 2016**

(57) **CLAIM**

The ornamental design for a strap mount for bag, as shown and described.

(51) **LOC (10) Cl.** ..... **03-01**

(52) **U.S. Cl.**  
USPC ..... **D3/318**

**DESCRIPTION**

(58) **Field of Classification Search**  
USPC ..... D3/318, 321, 322, 324, 327, 328,  
D3/207–212, 215, 232, 246  
CPC ..... A45F 5/00; E05B 17/00; E05B 17/06  
See application file for complete search history.

1. Strap mount for bag  
1.1 is a front perspective view of a strap mount for bag showing the new design;  
1.2 is a front elevation view thereof;  
1.3 is a back elevation view thereof;  
1.4 is a top plan view thereof;  
1.5 is a bottom plan view thereof;  
1.6 is a left side view thereof;  
1.7 is a right side view thereof; and  
1.8 is a front perspective view in a condition of use on a bag. The broken lines showing a handbag in Figure 1.8 form no part of the claimed design. The remaining broken lines illustrate portions of the strap mount for bag that form no part of the claimed design.

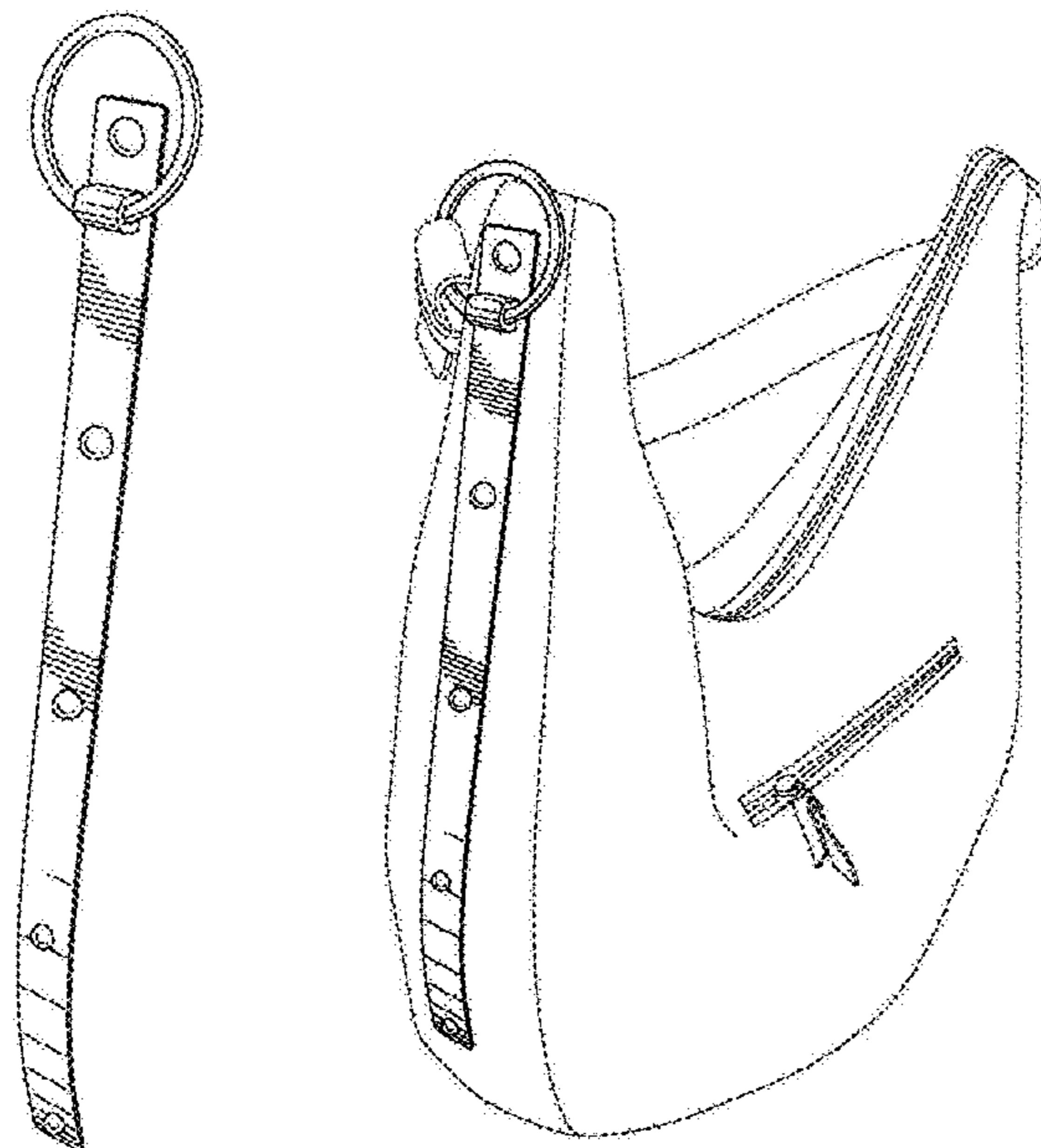
(56) **References Cited**

**U.S. PATENT DOCUMENTS**

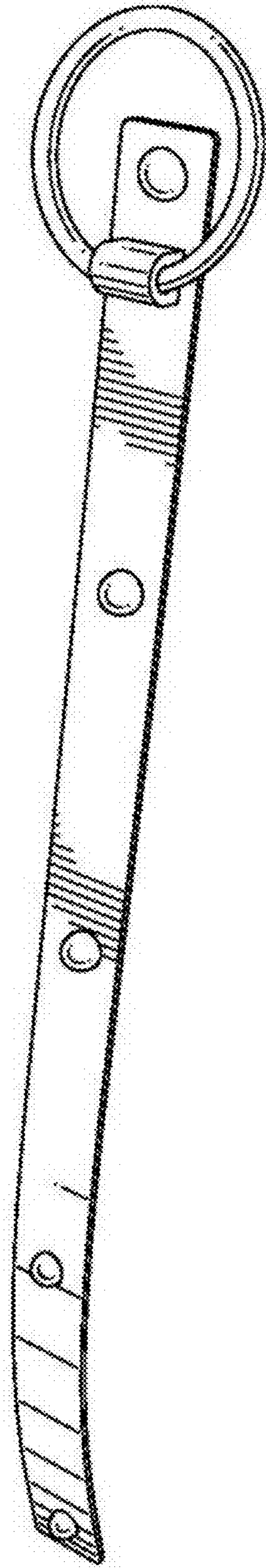
D38,039 S \* 5/1906 Mitchell ..... D25/136  
D417,959 S \* 12/1999 Albaugh, III ..... D3/265  
D518,961 S \* 4/2006 Armstrong ..... D3/327  
D545,058 S \* 6/2007 Kiely ..... D3/246  
D560,908 S \* 2/2008 Gerbi ..... D3/246

The claimed design relates to a mount for securing a strap to a bag, such as a handbag.

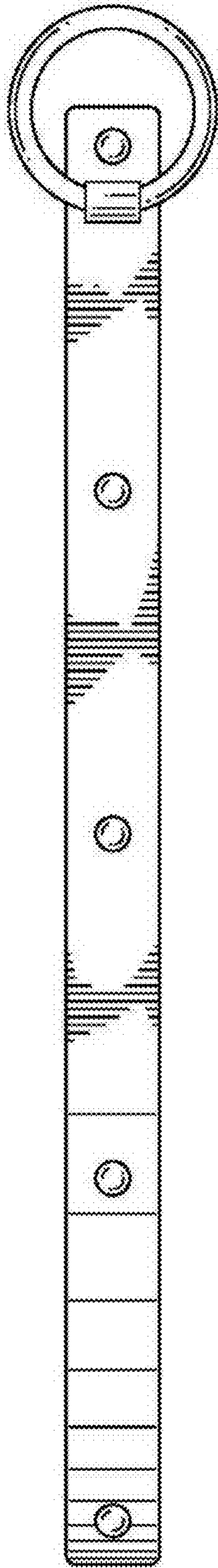
**1 Claim, 8 Drawing Sheets**



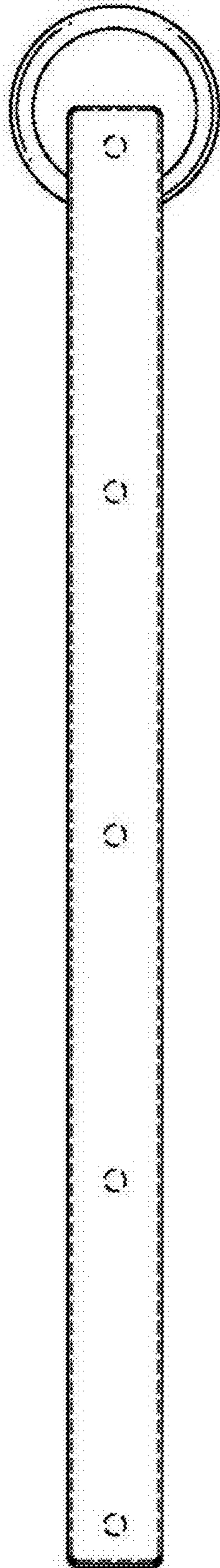
**1.1**



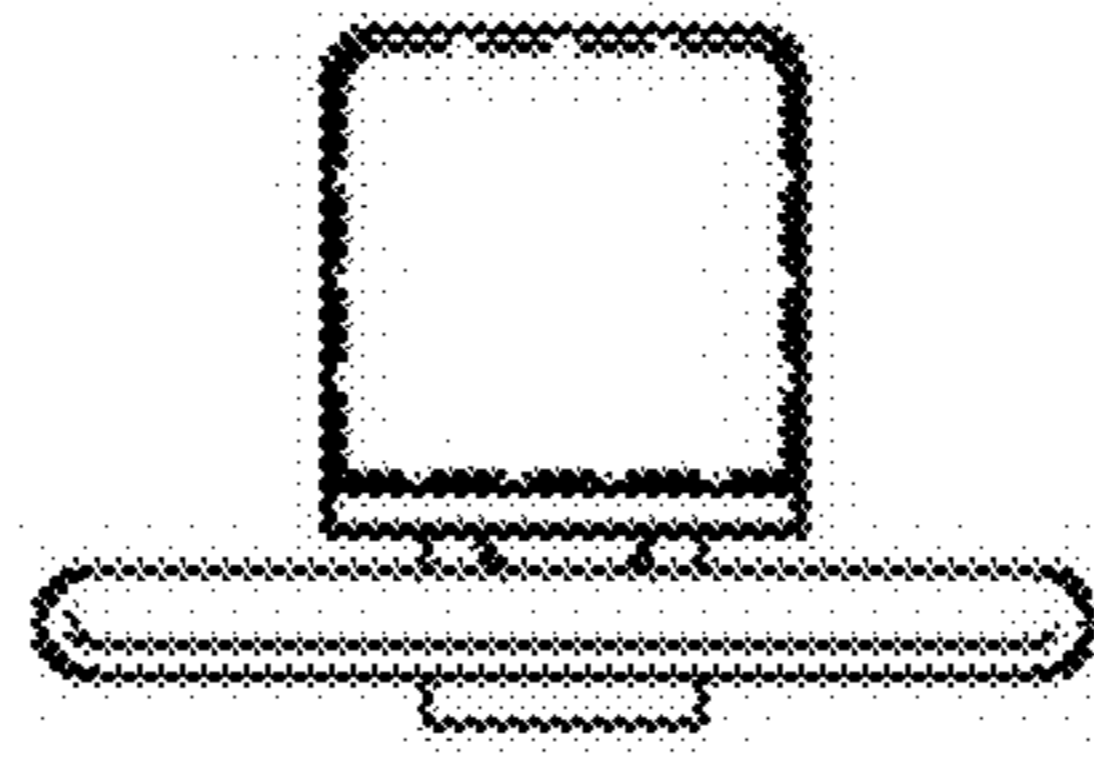
1.2



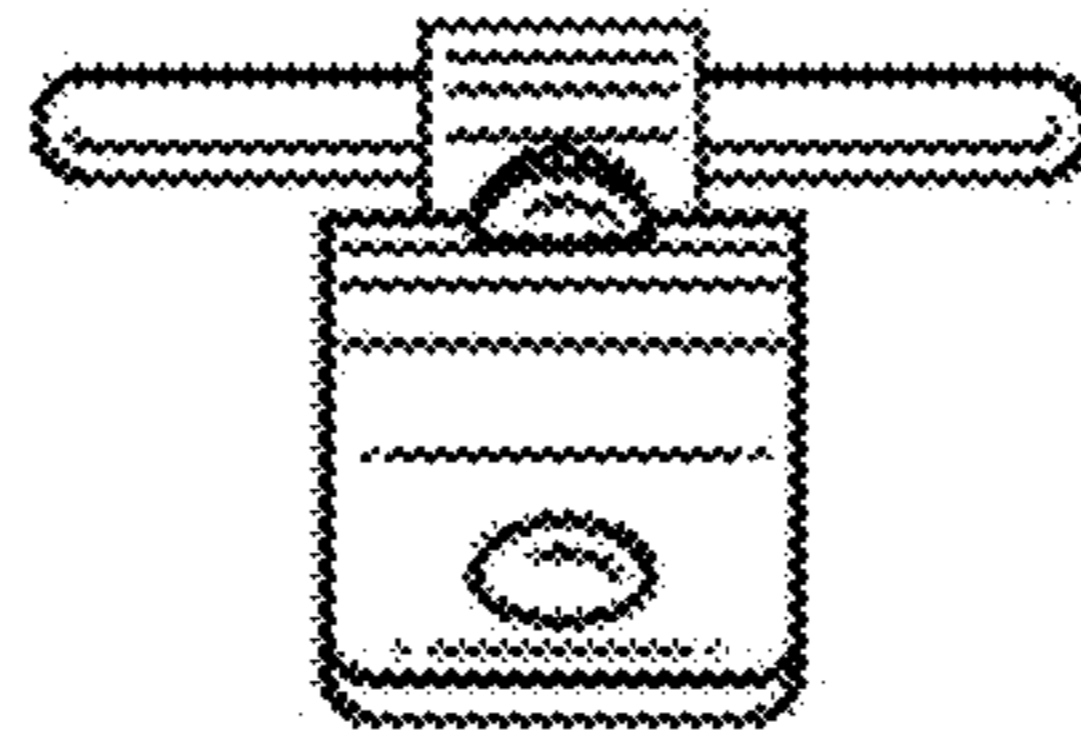
1.3



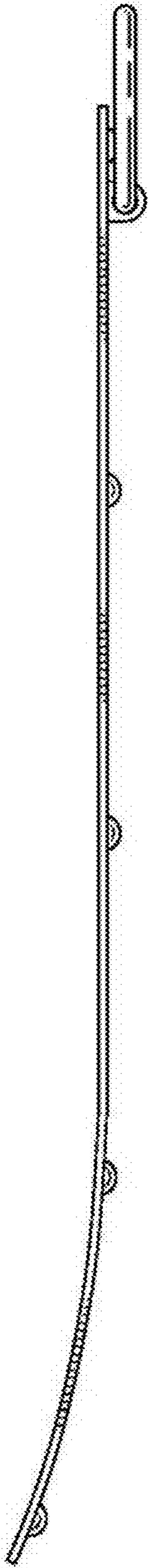
**1.4**



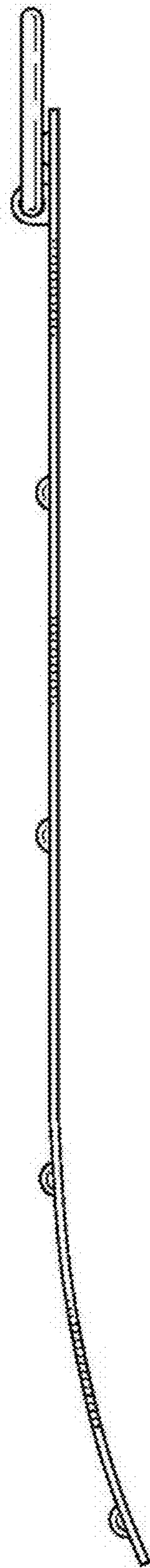
1.5



1.6



1.7





1.8

