



US00D782817S

(12) **United States Design Patent**
Graves

(10) **Patent No.:** **US D782,817 S**

(45) **Date of Patent:** **** Apr. 4, 2017**

(54) **HANDBAG**

(71) Applicant: **Paul Morris Graves**, New York, NY
(US)

(72) Inventor: **Paul Morris Graves**, New York, NY
(US)

(73) Assignee: **Paul Morris Graves**, New York, NY
(US)

(**) Term: **15 Years**

(21) Appl. No.: **29/537,040**

(22) Filed: **Aug. 21, 2015**

(51) **LOC (10) Cl.** **03-01**

(52) **U.S. Cl.**
USPC **D3/232; D3/246**

(58) **Field of Classification Search**
USPC **D3/215–217, 226, 227, 232–234,**
D3/238–246, 254, 257, 270, 271.1, 271.9,
(Continued)

(56) **References Cited**

U.S. PATENT DOCUMENTS

D183,711 S * 10/1958 Blaivas D19/27
3,041,638 A * 7/1962 Lo Vico A45C 9/00
190/2

(Continued)

Primary Examiner — Susan E Krakower

Assistant Examiner — Lisa A Grabenstetter

(74) *Attorney, Agent, or Firm* — Hanley, Flight and
Zimmerman, LLC

(57) **CLAIM**

The ornamental design for a “handbag,” as shown and
described.

DESCRIPTION

FIG. 1 is a first perspective view of a first embodiment of a
handbag shown in a folded position.

FIG. 2 is a front elevational view of the handbag of FIG. 1.
FIG. 3 is a rear elevational view of the handbag of FIG. 1.
FIG. 4 is a right side view of the handbag of FIG. 1.
FIG. 5 is a left side view of the handbag of FIG. 1.
FIG. 6 is a top plan view of the handbag of FIG. 1.
FIG. 7 is a bottom plan view of the handbag of FIG. 1.
FIG. 8 is a second perspective view of the handbag of FIG.
1 shown in an unfolded position, depicted in reduced scale
for clarity.

FIG. 9 is a front elevational view of the handbag of FIG. 8.
FIG. 10 is a rear elevational view of the handbag of FIG. 8.
FIG. 11 is a right side view of the handbag of FIG. 8.
FIG. 12 is a left side view of the handbag of FIG. 8.
FIG. 13 is a top plan view of the handbag of FIG. 8.
FIG. 14 is a bottom plan view of the handbag of FIG. 8.
FIG. 15 is a first perspective view of a second embodiment
of a handbag shown in a folded position.

FIG. 16 is a front elevational view of the handbag of FIG.
15.

FIG. 17 is a rear elevational view of the handbag of FIG. 15.
FIG. 18 is a right side view of the handbag of FIG. 15.

FIG. 19 is a left side view of the handbag of FIG. 15.
FIG. 20 is a top plan view of the handbag of FIG. 15.

FIG. 21 is a bottom plan view of the handbag of FIG. 15.
FIG. 22 is a second perspective view of the handbag of FIG.
15 shown in an unfolded position, depicted in reduced scale
for clarity.

FIG. 23 is a front elevational view of the handbag of FIG.
22.

FIG. 24 is a rear elevational view of the handbag of FIG. 22.
FIG. 25 is a right side view of the handbag of FIG. 22.

FIG. 26 is a left side view of the handbag of FIG. 22.
FIG. 27 is a top plan view of the handbag of FIG. 22; and,
FIG. 28 is a bottom plan view of the handbag of FIG. 22.

The broken lines showing the stitching, loops, straps, chains,
and feet in FIGS. 1-14 are environmental features that form
no part of the claimed design.

The broken lines on the various surfaces of the handbag in
FIGS. 15-28 depict stitching, which is part of the claimed
design.

1 Claim, 20 Drawing Sheets





FIG. 1




FIG. 2




FIG. 3

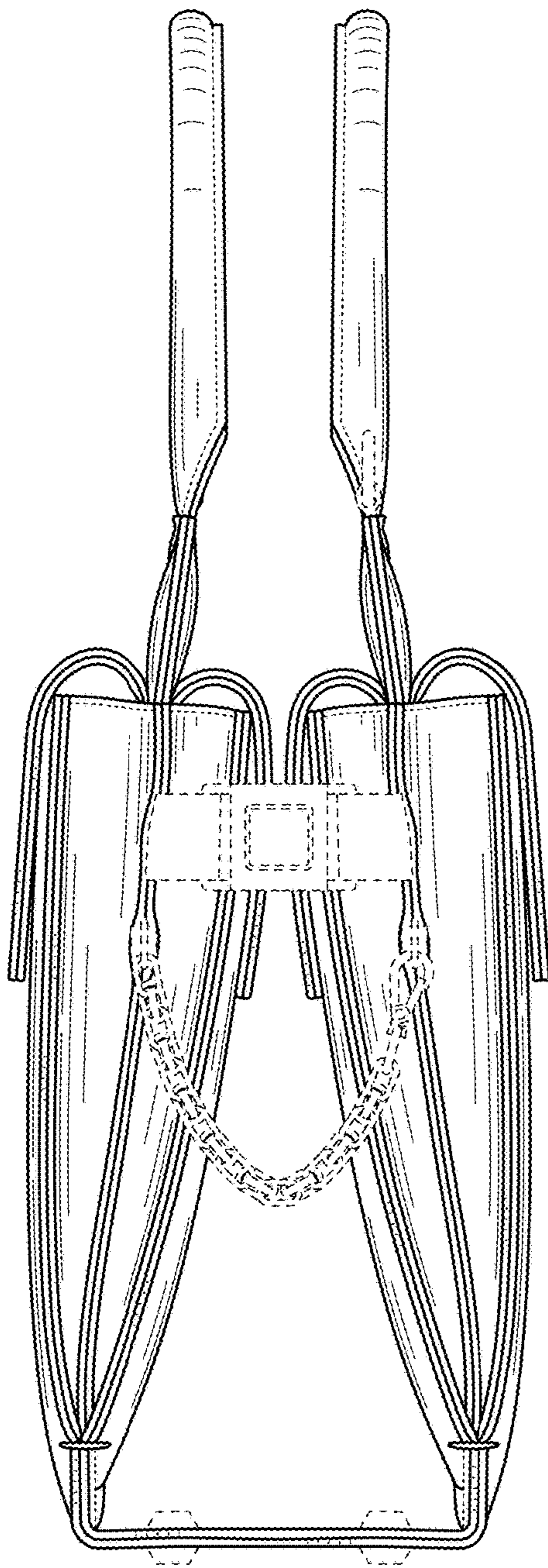


FIG. 4

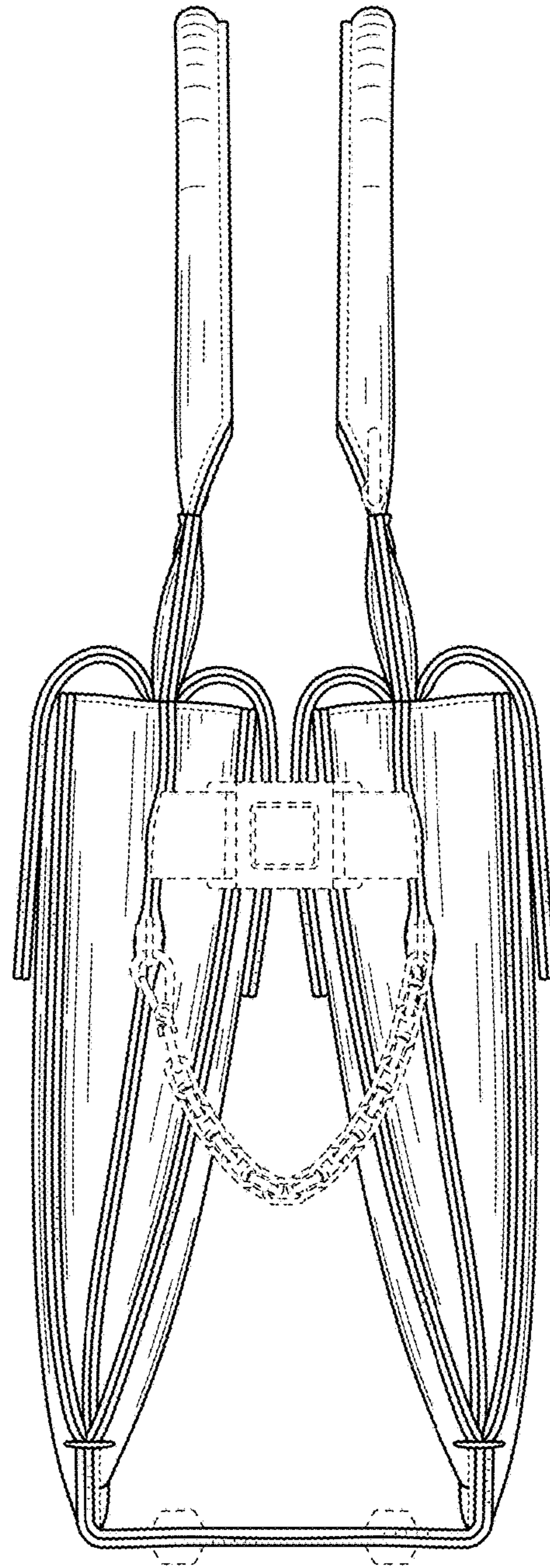


FIG. 5

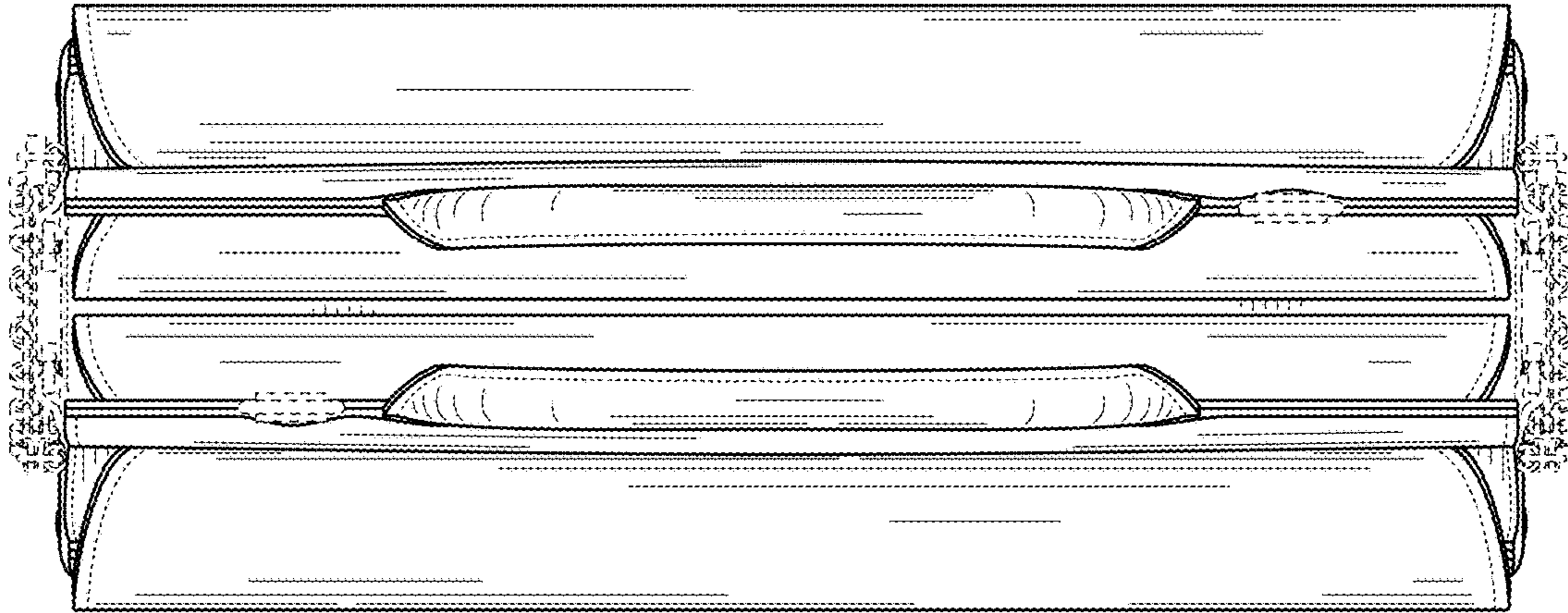


FIG. 6




FIG. 7

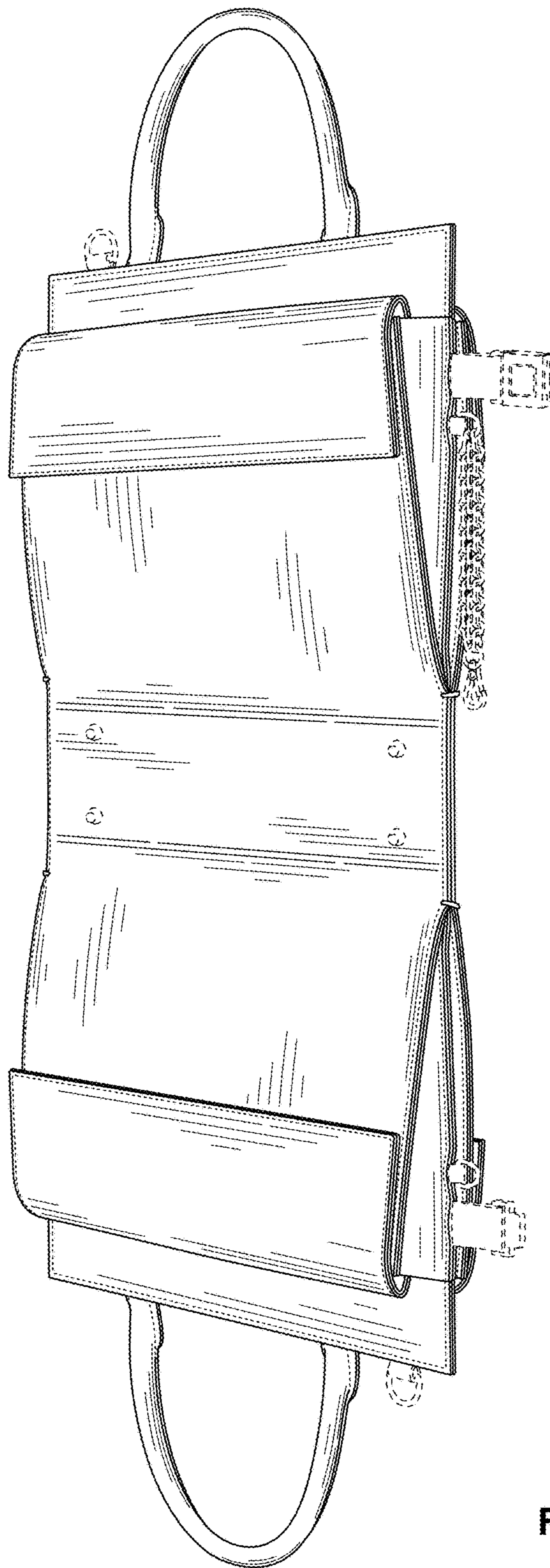


FIG. 8




FIG. 9




FIG. 10

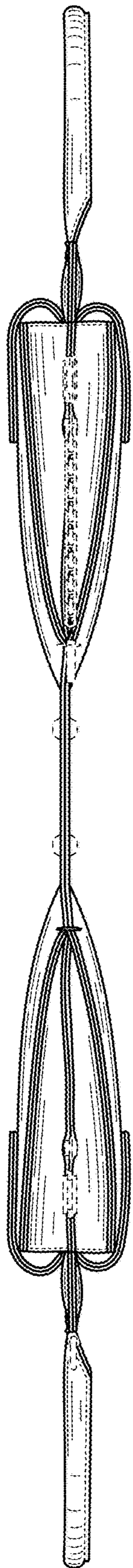


FIG. 11

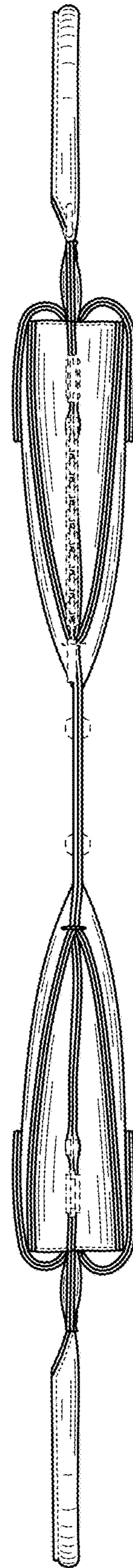


FIG. 12

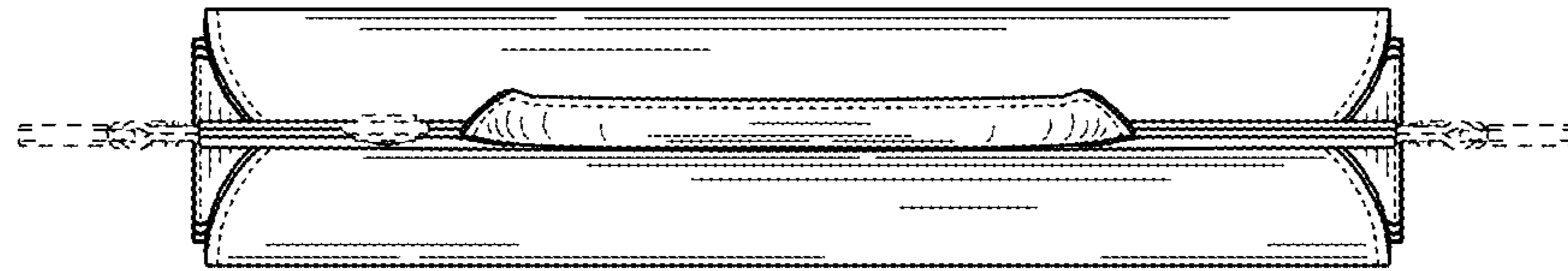


FIG. 13




FIG. 14



FIG. 15



FIG. 16




FIG. 17

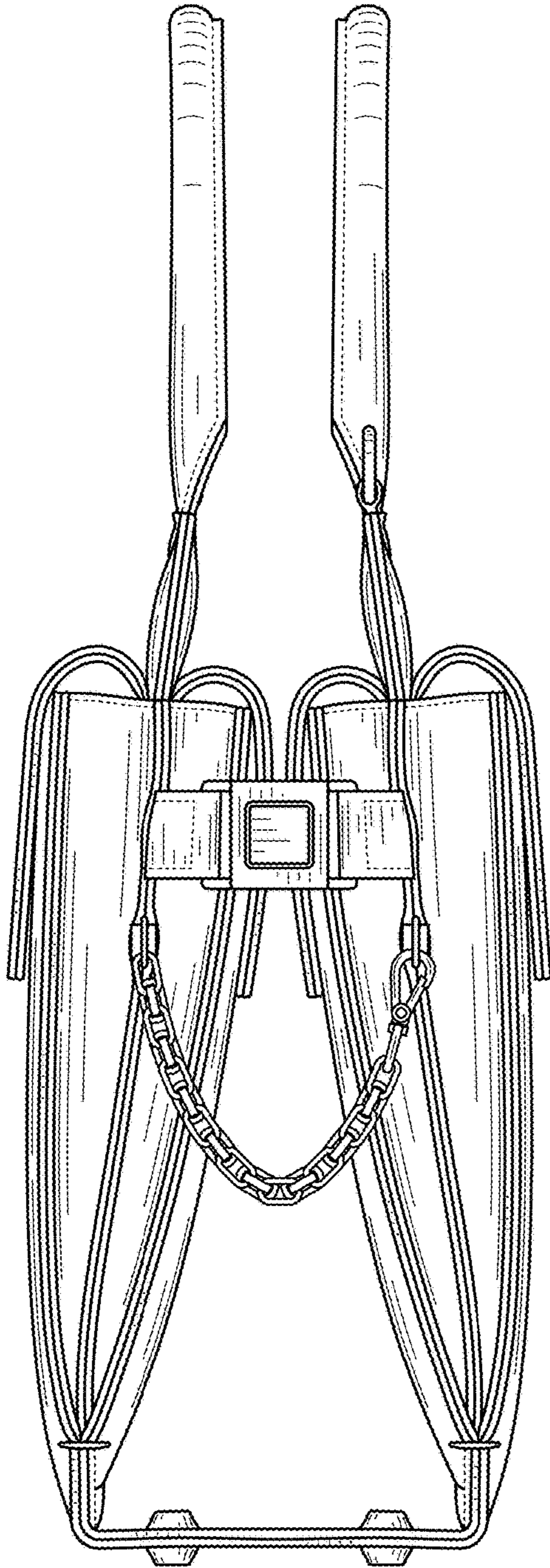


FIG. 18

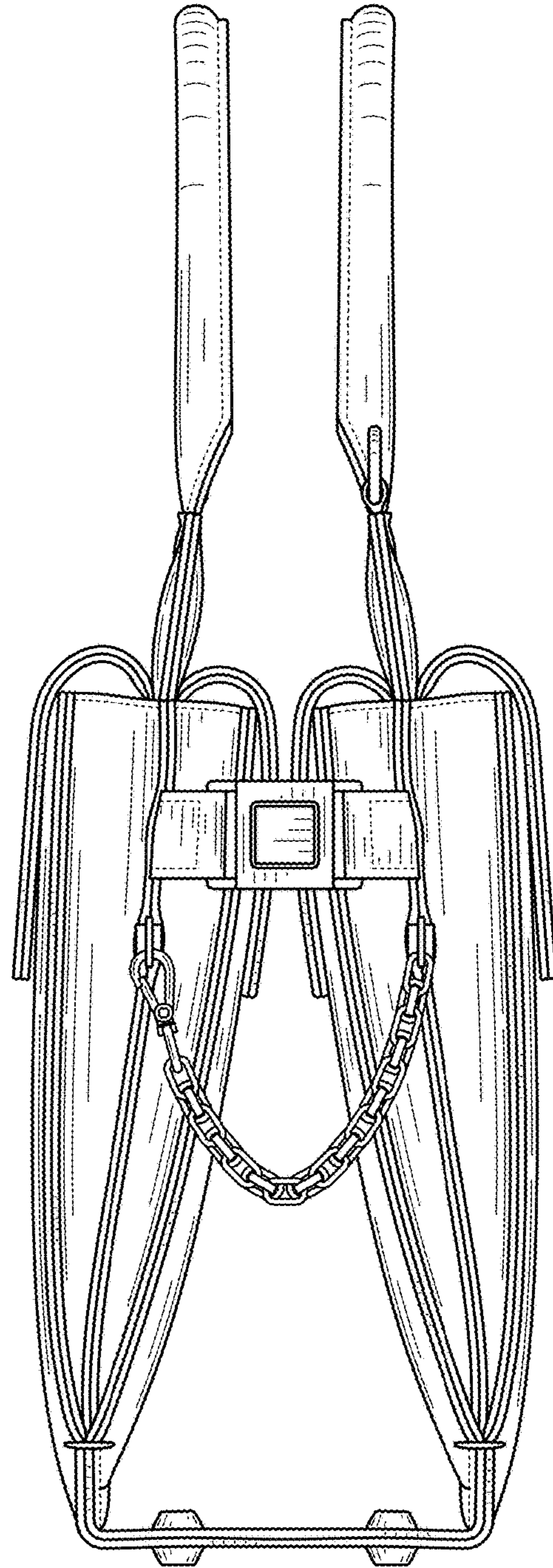


FIG. 19

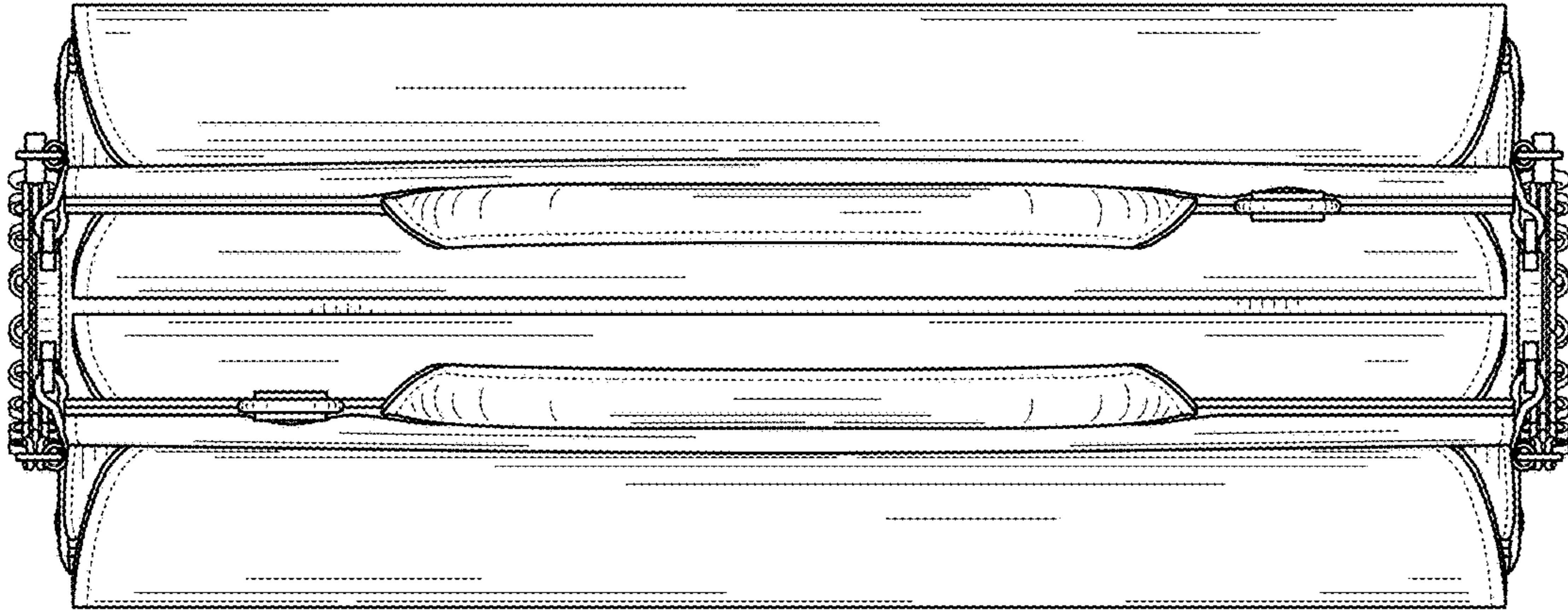


FIG. 20




FIG. 21

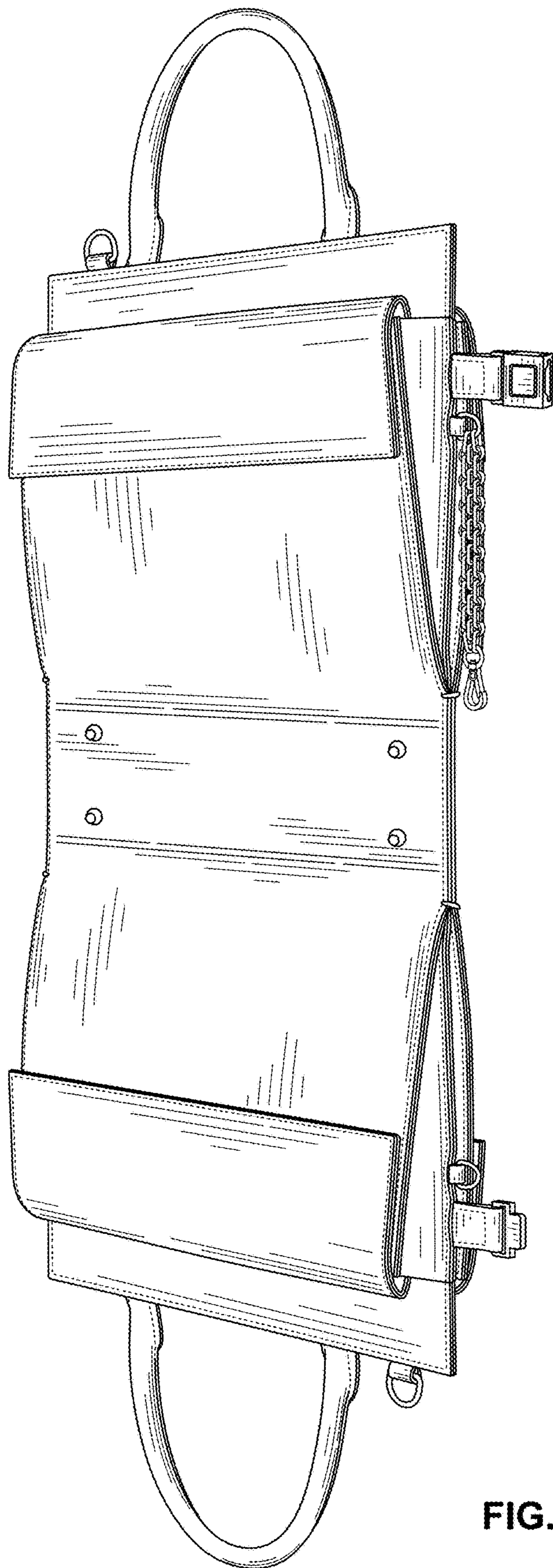


FIG. 22




FIG. 23




FIG. 24

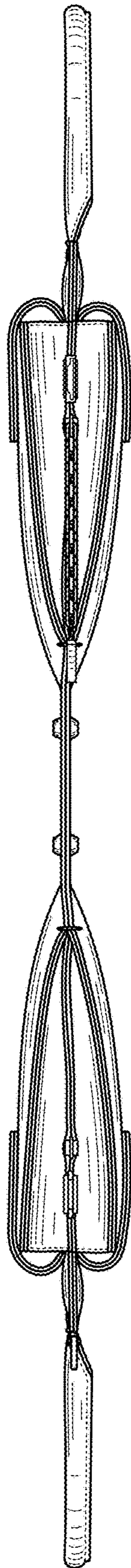


FIG. 25

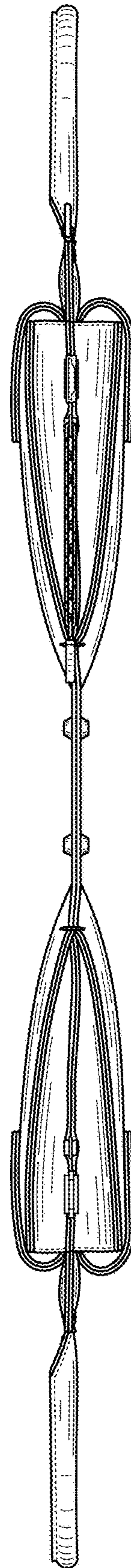


FIG. 26




FIG. 27




FIG. 28