



US00D782811S

(12) **United States Design Patent** (10) **Patent No.:** **US D782,811 S**
Sudit (45) **Date of Patent:** **** Apr. 4, 2017**

(54) **PAIR OF GRIP SOCKS WITH SPLIT TOE OPENING**

(71) Applicant: **Natalie L. Sudit**, Delray Beach, FL (US)

(72) Inventor: **Natalie L. Sudit**, Delray Beach, FL (US)

(**) Term: **15 Years**

(21) Appl. No.: **29/530,056**

(22) Filed: **Jun. 12, 2015**

(51) **LOC (10) Cl.** **02-04**

(52) **U.S. Cl.**
USPC **D2/980**

(58) **Field of Classification Search**
USPC D2/980
CPC A41B 11/00; A41B 11/02; A41D 2400/20
See application file for complete search history.

(56) **References Cited**

U.S. PATENT DOCUMENTS

246,454	A *	8/1881	Bruen	D04B 1/26
					2/61
1,889,716	A *	11/1932	Walker	A41B 11/10
					2/61
2,039,197	A *	4/1936	Strieby	A41B 11/006
					2/239
D141,336	S *	5/1945	Yandell	D2/980
2,412,087	A *	12/1946	Herbert	A41B 11/00
					2/239
2,443,997	A *	6/1948	Town	A43B 23/28
					2/61

(Continued)

FOREIGN PATENT DOCUMENTS

AU	5206799	*	1/2000	A41B 11/00
JP	2004270122	*	9/2004	A41B 11/00
JP	2007239145	*	9/2007	A41B 11/00

OTHER PUBLICATIONS

Shashi, [online], [site visited Aug. 5, 2016]. Products available from Internet, <URL: <http://www.shashionline.com/>>.*

(Continued)

Primary Examiner — T. Chase Nelson

Assistant Examiner — Jonathan J Han

(74) *Attorney, Agent, or Firm* — Robert M. Downey, P.A.

(57) **CLAIM**

The ornamental design for a pair of grip socks with split toe opening, as shown and described.

DESCRIPTION

FIG. 1 is a top perspective view of a pair of left and right grip socks each having a split toe opening showing my new design;

FIG. 2 is a front elevational view of the left and right socks of FIG. 1;

FIG. 3 is a rear elevational view of the left and right socks of FIG. 1 thereof;

FIG. 4 is a right side elevational view of the right sock of FIG. 1, the left side elevational view of the left sock of FIG. 1 being identical thereto;

FIG. 5 is a left side elevational view of the right sock of FIG. 1, the right side elevational view of the left sock of FIG. 1 being identical thereto;

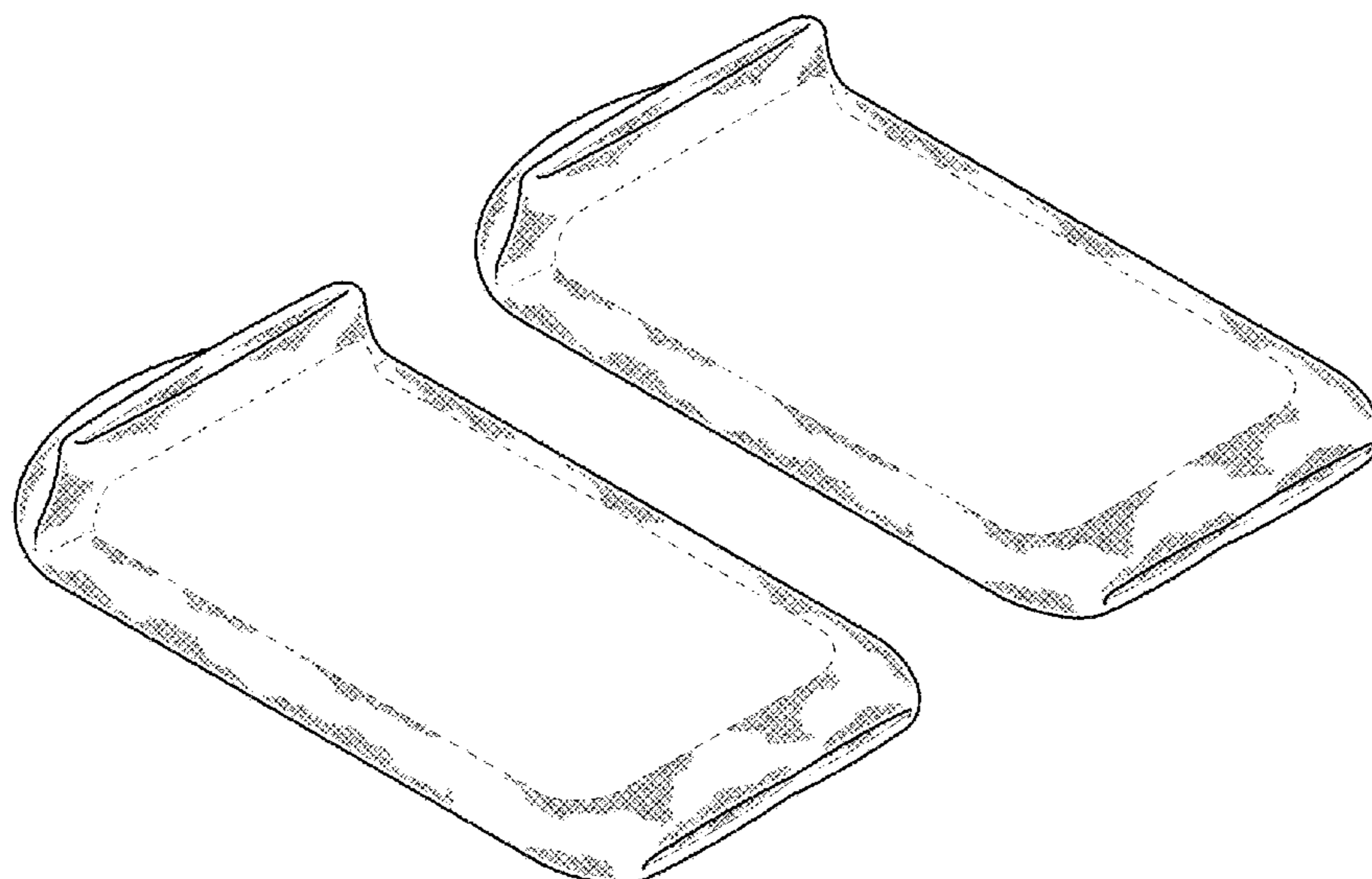
FIG. 6 is a top plan view of the left and right socks of FIG. 1; and,

FIG. 7 is a bottom plan view of the left and right socks of FIG. 1.

The circular details shown in FIG. 7 represent a change of material.

The broken lines shown in the drawing views are for purposes of illustrating portions of the pair of grip socks that form no part of the claimed design.

1 Claim, 5 Drawing Sheets



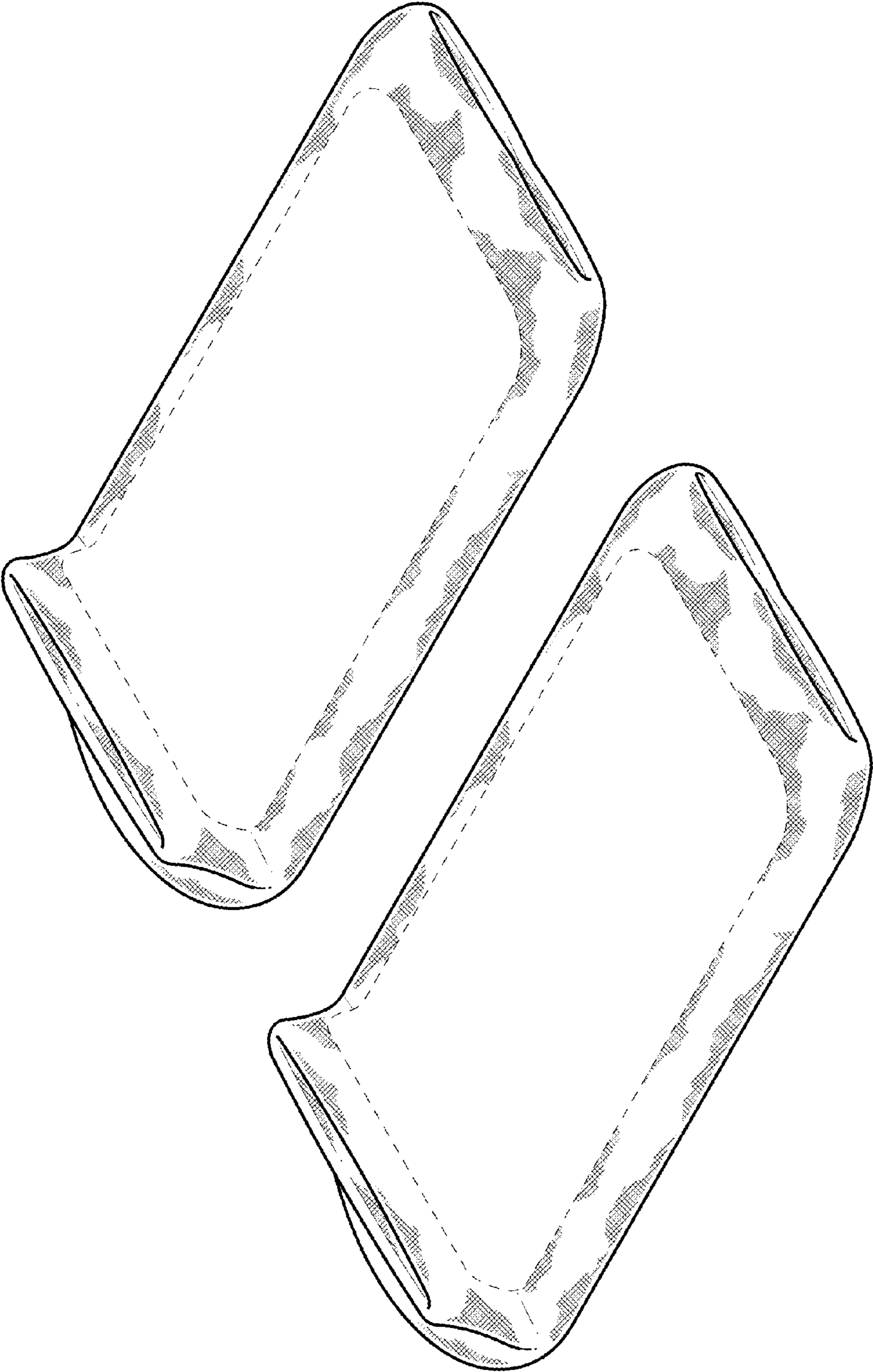


FIG. 1

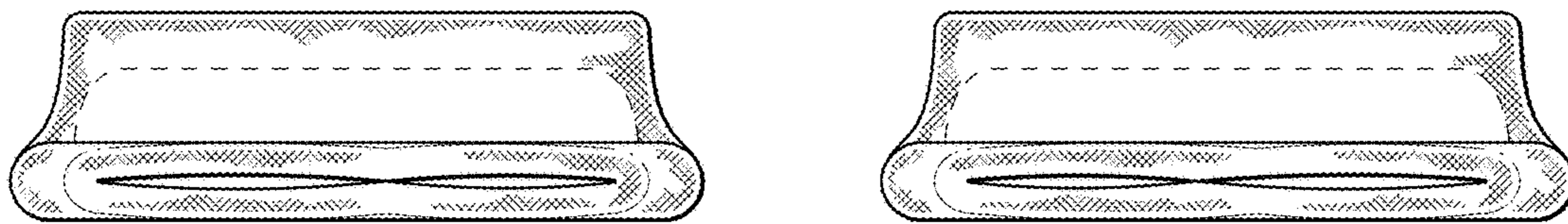


FIG. 2

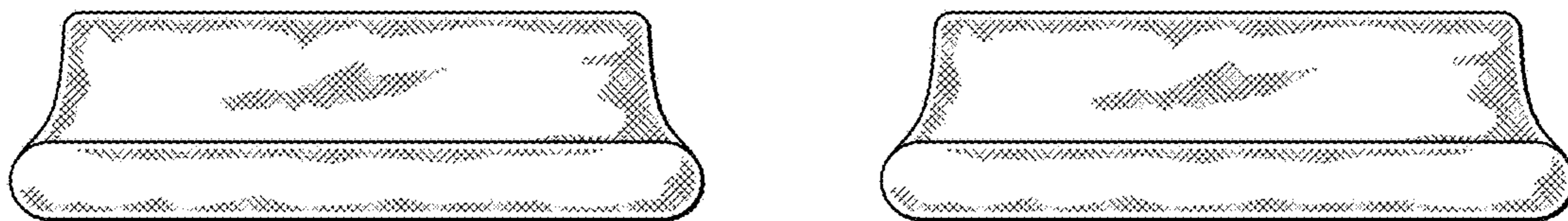


FIG. 3

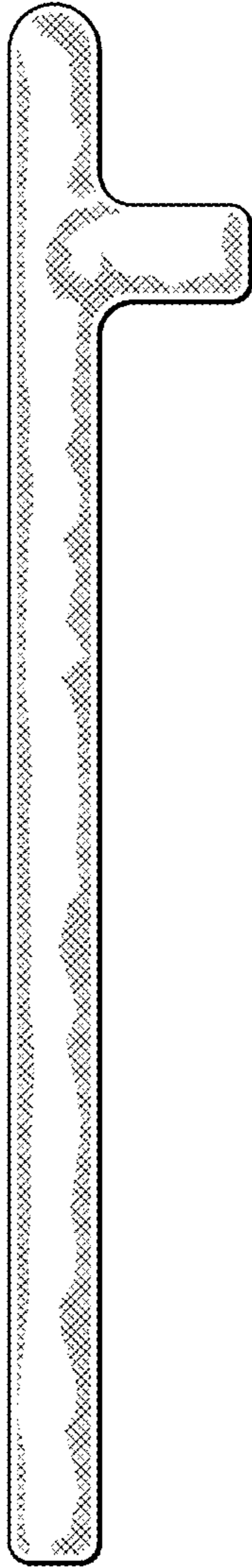


FIG. 4

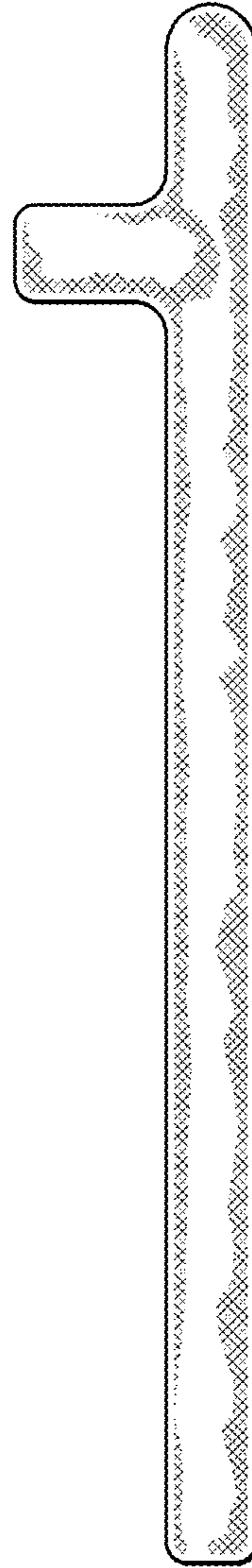


FIG. 5




FIG. 6

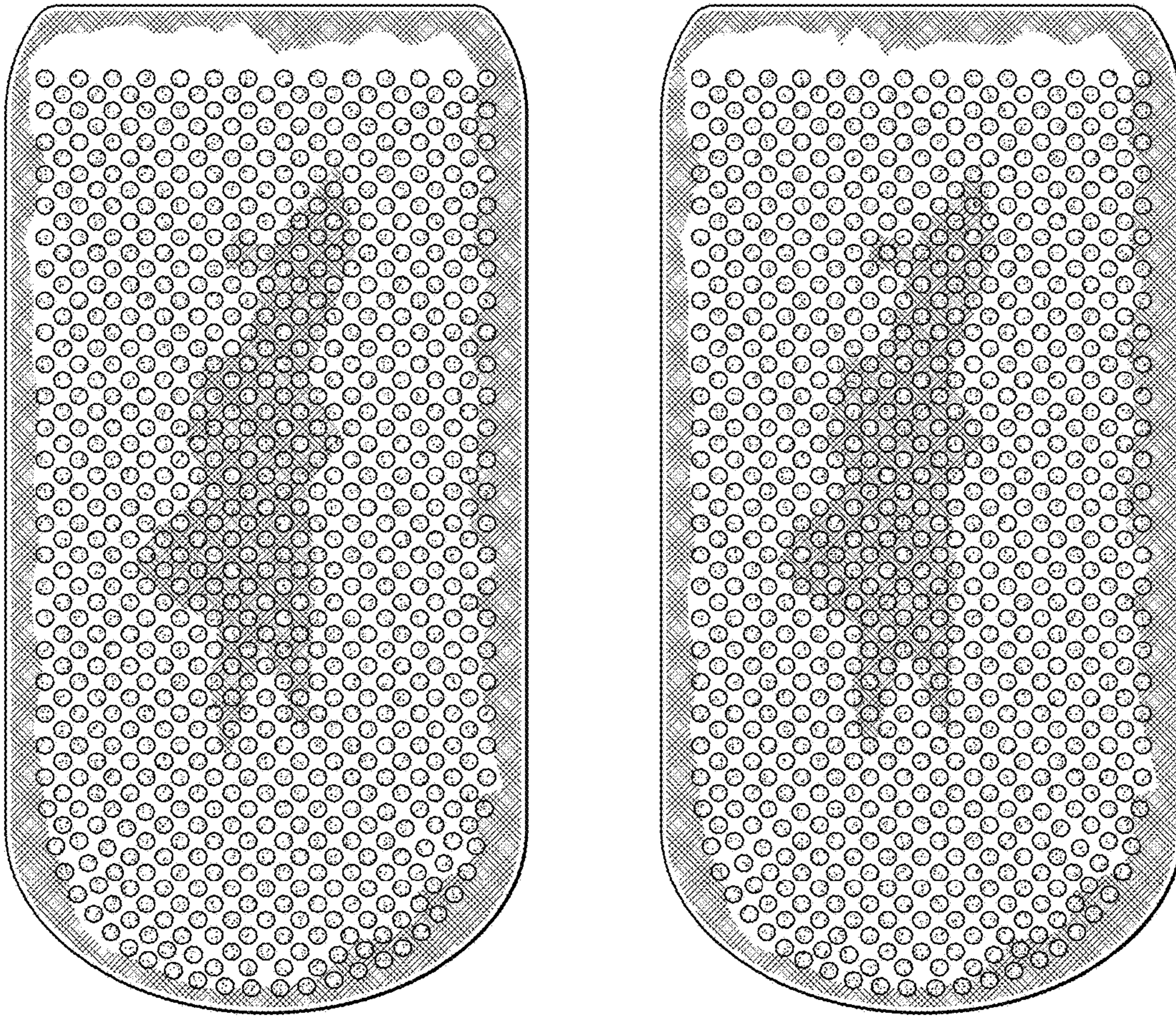


FIG. 7