



US00D782788S

(12) **United States Design Patent**
Cook

(10) **Patent No.:** **US D782,788 S**

(45) **Date of Patent:** **** Apr. 4, 2017**

(54) **BOOT**

(71) Applicant: **R M Williams Pty Ltd.**, Salisbury (AU)

(72) Inventor: **David Cook**, Salisbury (AU)

(73) Assignee: **R M WILLIAMS PTY LTD.**, Salisbury (AU)

(**) Term: **15 Years**

(21) Appl. No.: **29/550,061**

(22) Filed: **Dec. 30, 2015**

(51) **LOC (10) Cl.** **02-04**

(52) **U.S. Cl.**
USPC **D2/909**

(58) **Field of Classification Search**
USPC D2/909-915, 919-927, 902-908, 970
CPC A43B 1/00; A43B 1/0063; A43B 1/009;
A43B 1/10; A43B 1/12; A43B 3/10;
A43B 3/14; A43B 3/16; A43B 3/20
See application file for complete search history.

(56) **References Cited**

U.S. PATENT DOCUMENTS

D119,396 S	*	3/1940	Parker	D2/911
D136,965 S	*	1/1944	Wharton	D2/911
D253,316 S	*	11/1979	Hull	D2/911
D298,685 S	*	11/1988	Dillard	D2/902

D346,059 S	*	4/1994	Schnee	D2/911
D398,438 S	*	9/1998	De Baere	D2/911
D481,862 S	*	11/2003	Urie	D2/970
D526,115 S	*	8/2006	Ferraresso	D2/970
D602,682 S	*	10/2009	Joules	D2/910
D737,031 S	*	8/2015	Bizzo	D2/951

* cited by examiner

Primary Examiner — Susan Bennett Hattan

Assistant Examiner — Jennifer Wright

(74) *Attorney, Agent, or Firm* — K&L Gates LLP

(57) **CLAIM**

The ornamental design for a boot, as shown and described.

DESCRIPTION

FIG. 1 illustrates a right side perspective view of a boot according to the present disclosure;
FIG. 2 illustrates a left side perspective view thereof;
FIG. 3 illustrates a back side perspective view thereof;
FIG. 4 illustrates a front side perspective view thereof;
FIG. 5 illustrates a top perspective view thereof;
FIG. 6 illustrates a bottom perspective view thereof; and,
FIG. 7 illustrates another right side perspective view thereof.
The broken lines showing the pull tabs depict parts of the boot that form no part of the claimed design; while the remaining broken lines depict stitching that form part of the claimed design.

1 Claim, 7 Drawing Sheets

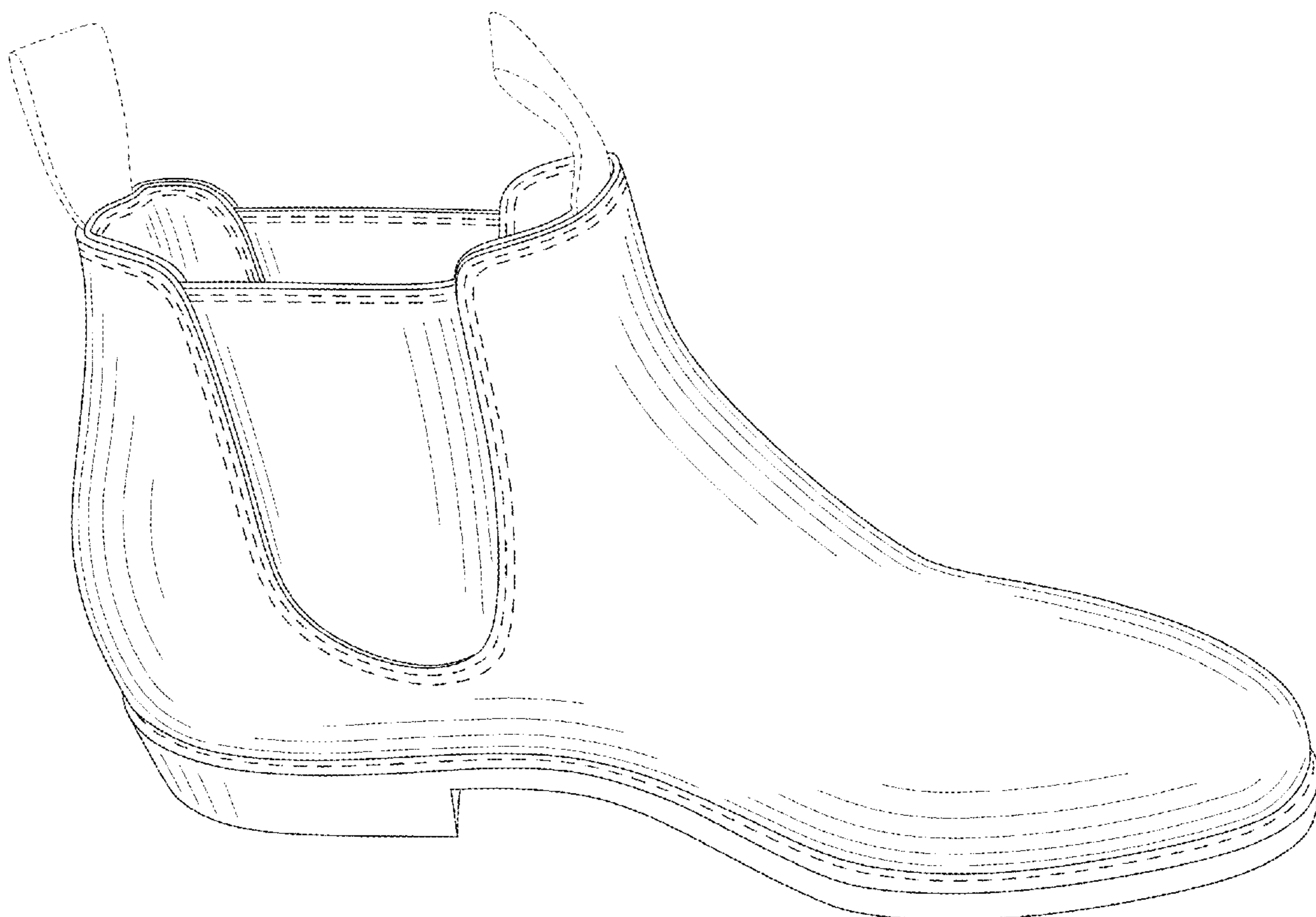
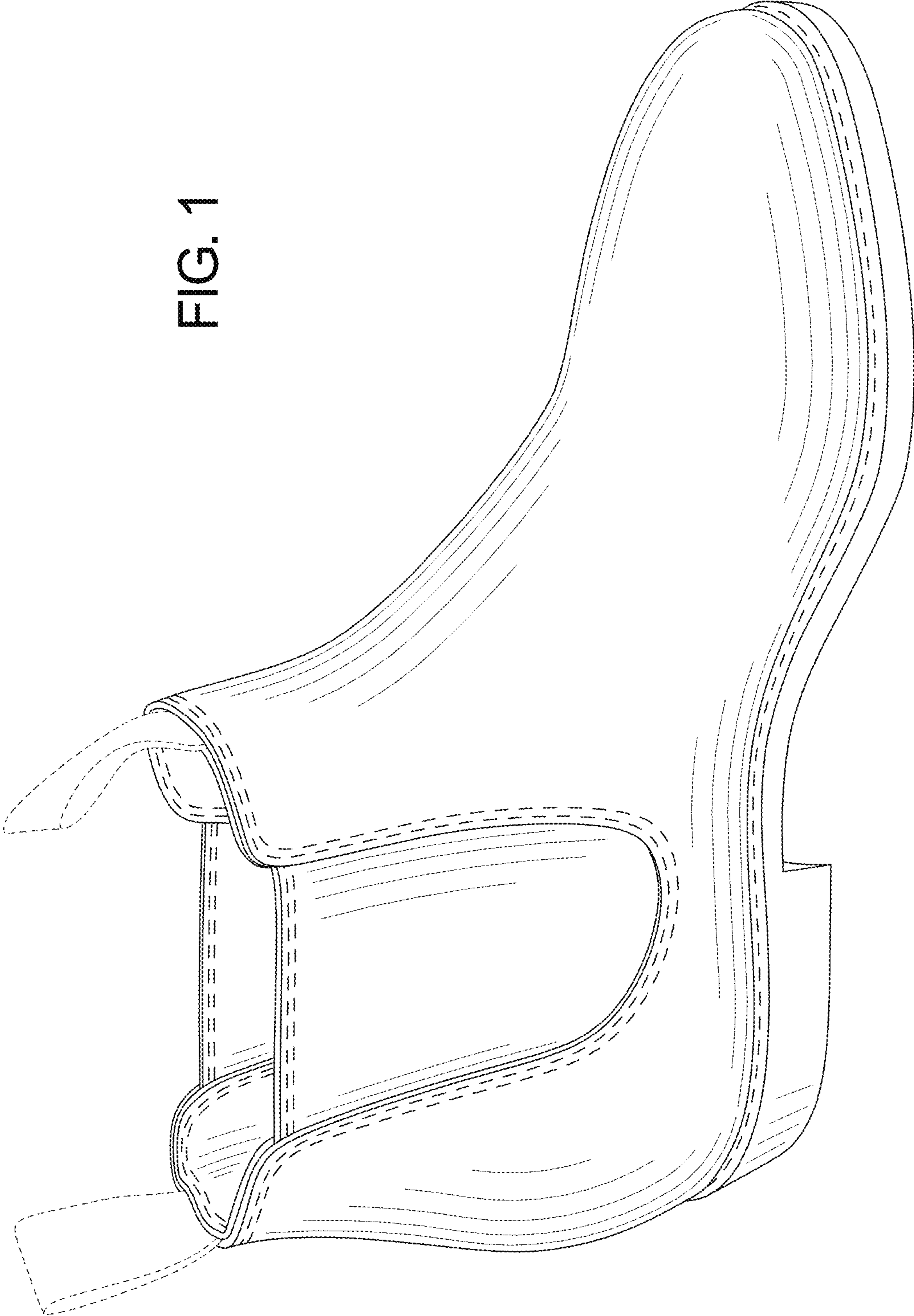


FIG. 1



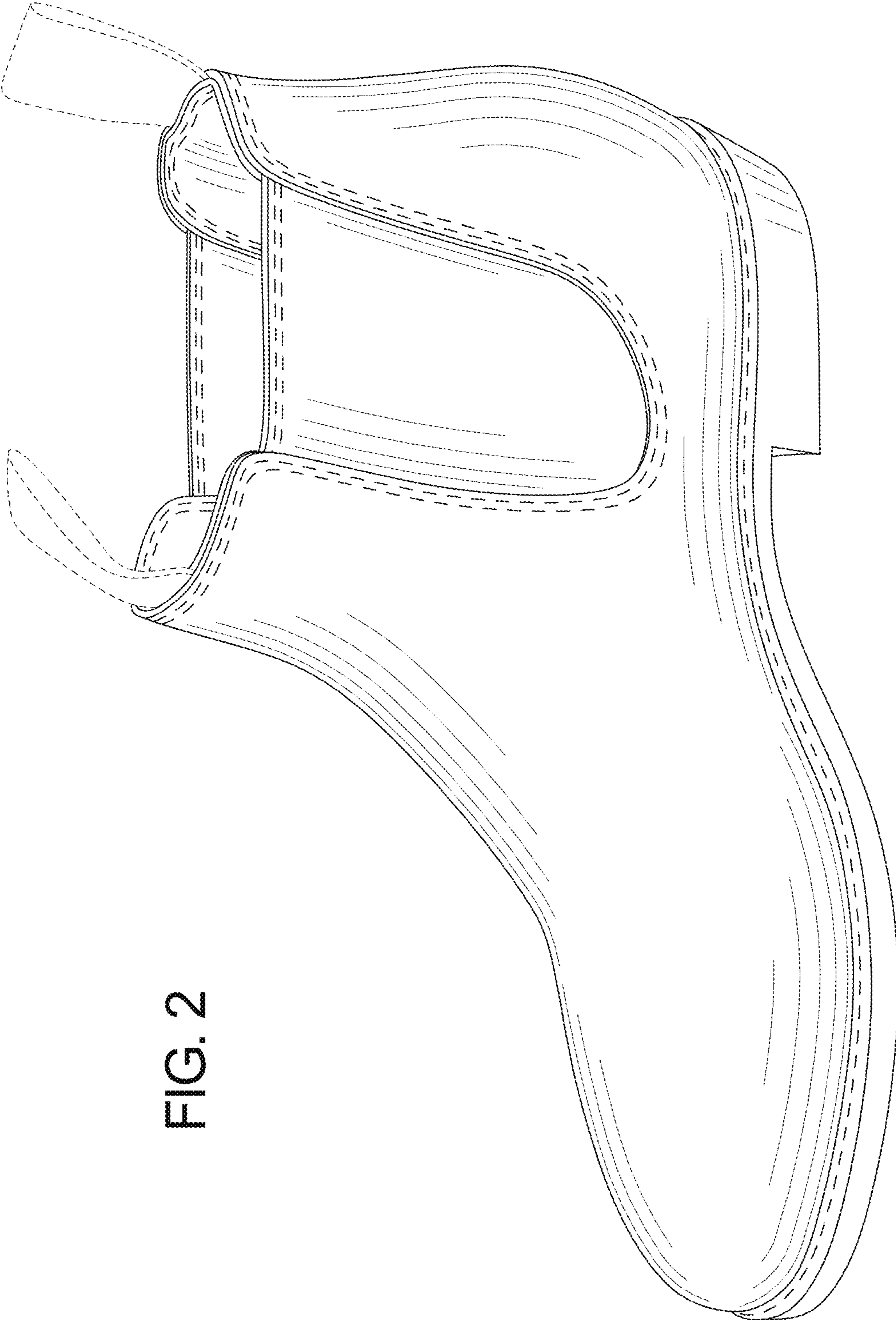


FIG. 2

FIG. 3

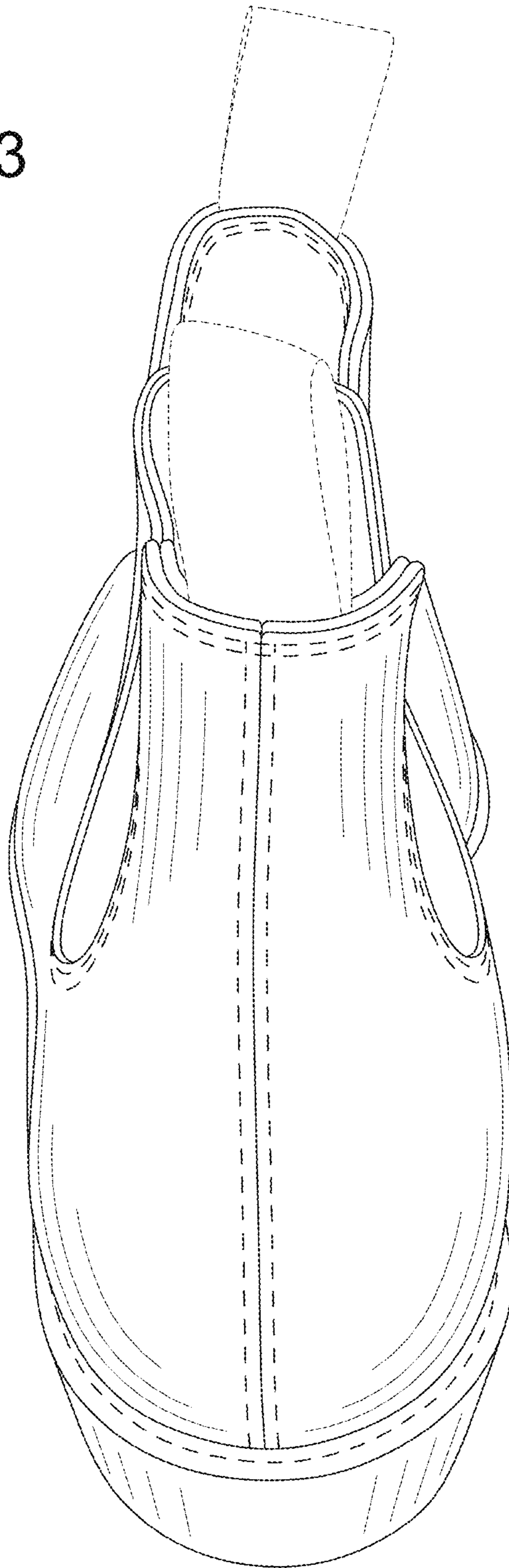


FIG. 4



FIG. 5

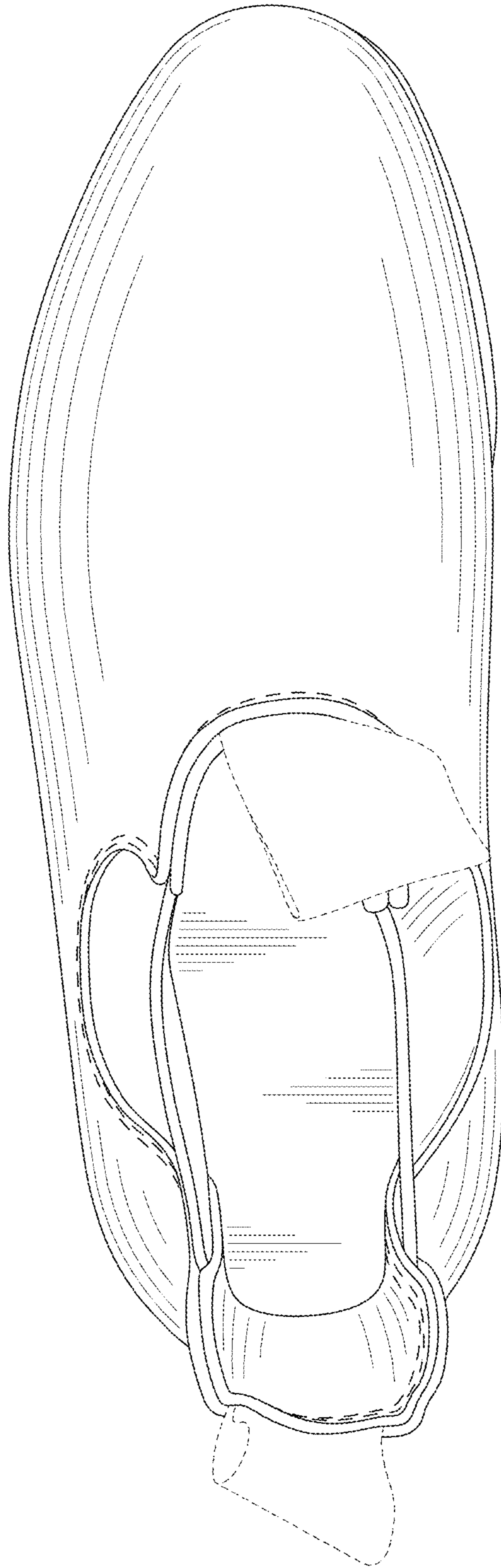


FIG. 6

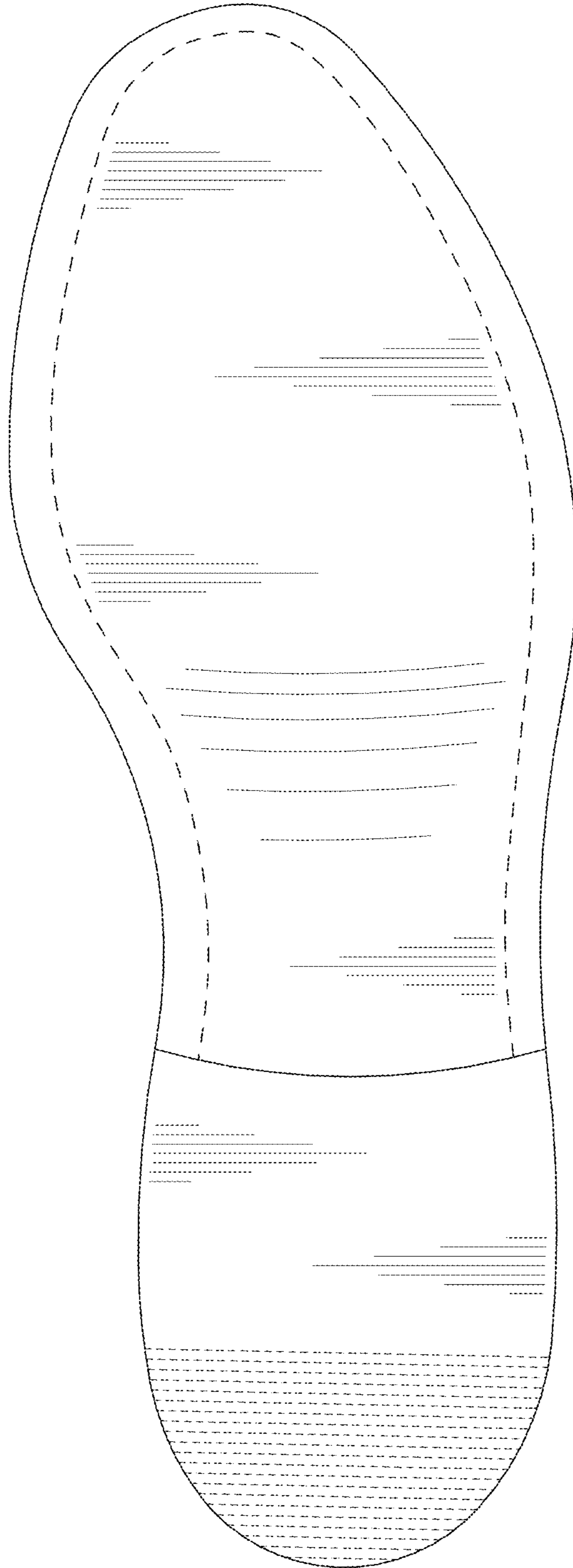


FIG. 7

