



US00D782782S

(12) **United States Design Patent** (10) **Patent No.:** **US D782,782 S**
Shaw (45) **Date of Patent:** **** Apr. 4, 2017**

(54) **SHOOTING GLOVE**

(71) Applicant: **Todd Shaw**, Ayrshire, IA (US)

(72) Inventor: **Todd Shaw**, Ayrshire, IA (US)

(**) Term: **15 Years**

(21) Appl. No.: **29/565,197**

(22) Filed: **May 18, 2016**

(51) **LOC (10) Cl.** **02-06**

(52) **U.S. Cl.**
USPC **D2/618**

(58) **Field of Classification Search**

USPC D2/610-623; D3/215, 269, 270, 271.1, D3/271.4, 271.9; D7/669; D20/33; D21/807; D24/190, 200, 214; D28/63; D29/113, 114, 116.1, 116.2, 117.1, 117.2, D29/118, 119, 120.1, 122, 123; D30/158; D32/40-43; 2/158, 159, 160, 2/161.1-161.8, 162-170, 16-21, 907, 2/910, 917; 119/611; 401/6-8; 446/327, 446/328; 223/78-80
CPC A41D 13/088; A41D 19/01511; A41D 13/08; A41D 19/0058; A41D 19/0096; A41D 19/01505; A41D 19/015; A41F 1/06; A61B 19/04; A63B 71/148; A63B 21/065; A63B 21/438

See application file for complete search history.

(56) **References Cited**

U.S. PATENT DOCUMENTS

6,649,013 B2 11/2003 Jin et al.
6,977,113 B2 12/2005 Kody et al.
7,200,870 B1 4/2007 Kolk
D569,578 S * 5/2008 Yan D2/614

7,555,921 B2 7/2009 Thompson et al.
8,209,774 B2 7/2012 Baacke et al.
D677,030 S * 2/2013 Wessels D28/63
D690,884 S * 10/2013 Li D29/117.2
D694,475 S * 11/2013 Thompson D29/117.2
9,061,453 B2 6/2015 Taylor et al.
D736,477 S * 8/2015 Rogers D29/123
D745,999 S * 12/2015 Sood D29/117.2
D747,041 S * 1/2016 Litke D29/116.2
D752,818 S * 3/2016 Lai D29/117.2
9,302,171 B1 * 4/2016 Iacono A63B 71/146
D765,317 S * 8/2016 Megat Abdul Aziz ... D29/117.1
9,468,837 B2 * 10/2016 Ramirez A63B 71/146
2005/0268374 A1 12/2005 Mattesky
2009/0235430 A1 * 9/2009 Williams A41D 19/01547
2/167
2012/0185997 A1 7/2012 Kirk et al.
(Continued)

FOREIGN PATENT DOCUMENTS

WO WO2005088005 9/2005
WO WO2015187443 12/2015

Primary Examiner — Manpreet Matharu
Assistant Examiner — Yolanda Robinson

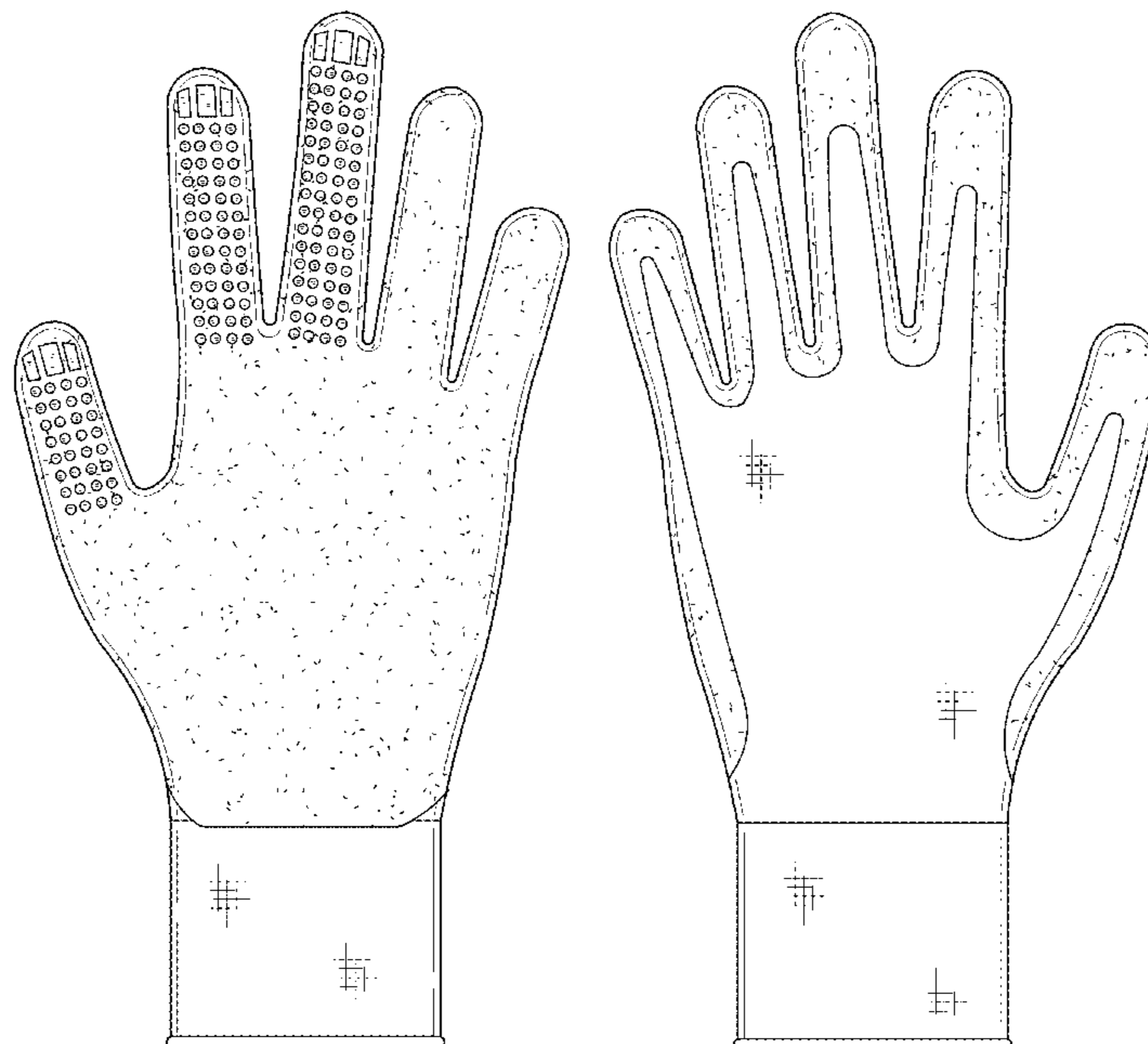
(57) **CLAIM**

The ornamental design for a shooting glove, as shown and described.

DESCRIPTION

FIG. 1 is a front view of a shooting glove showing my new design;
FIG. 2 is a rear view of the shooting glove;
FIG. 3 is a left side view of the shooting glove;
FIG. 4 is a right side view of the shooting glove;
FIG. 5 is a top view of the shooting glove; and,
FIG. 6 is a bottom view of the shooting glove.

1 Claim, 4 Drawing Sheets



(56)

References Cited

U.S. PATENT DOCUMENTS

2013/0117904 A1* 5/2013 Batista A41D 19/01558
2/161.3
2013/0263356 A1* 10/2013 Jones A41D 19/0013
2/163
2014/0298556 A1 10/2014 Catena
2015/0143607 A1* 5/2015 Ramirez A63B 71/146
2/161.3
2015/0143610 A1* 5/2015 Pimentel de
Oliveira A41D 19/058
2/167
2016/0101342 A1* 4/2016 Iacono A63B 71/146
2/161.2
2016/0174635 A1* 6/2016 Iacono A63B 71/146
2/167
2016/0360809 A1* 12/2016 Ramirez A63B 71/146

* cited by examiner

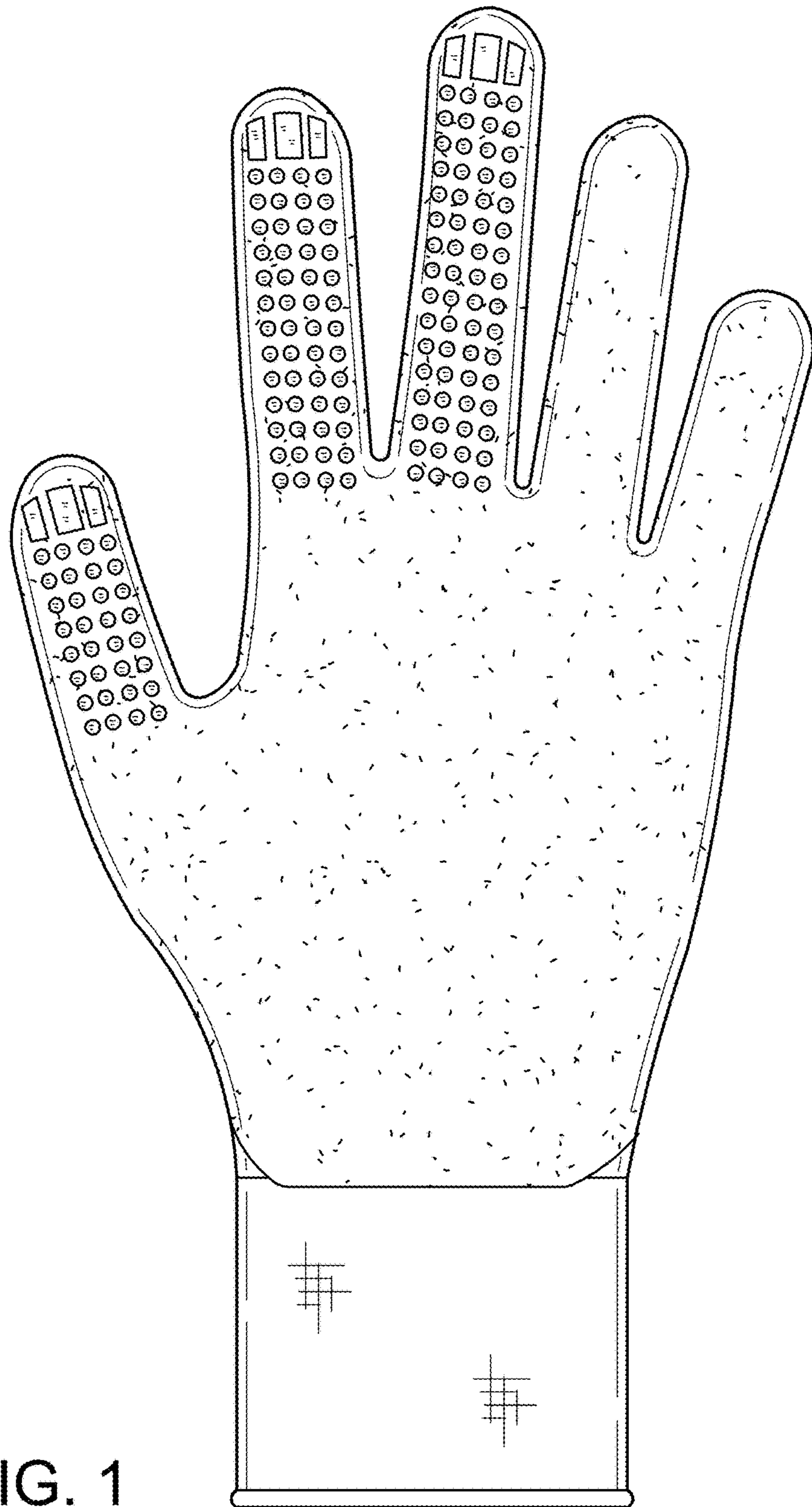


FIG. 1

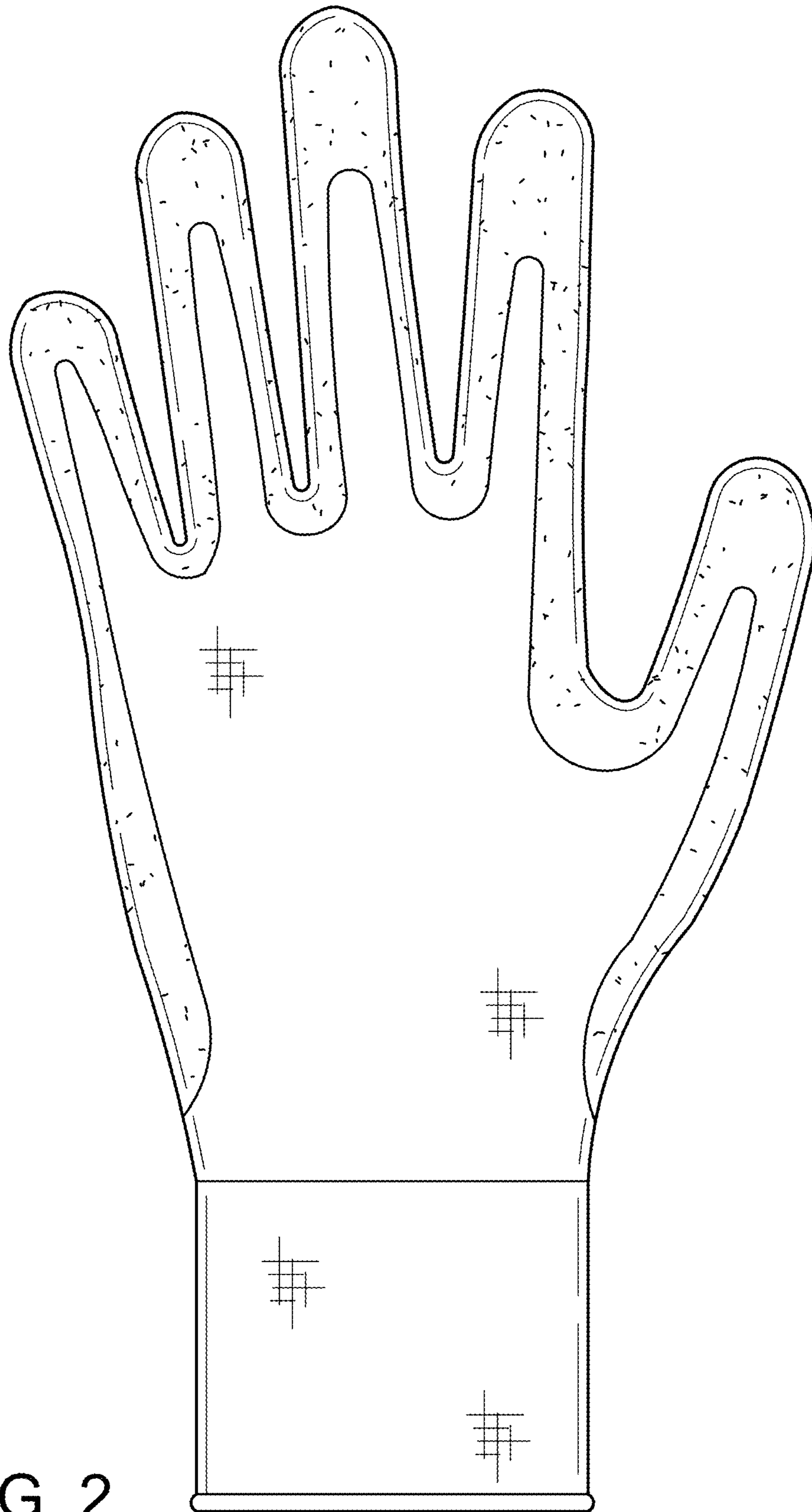


FIG. 2

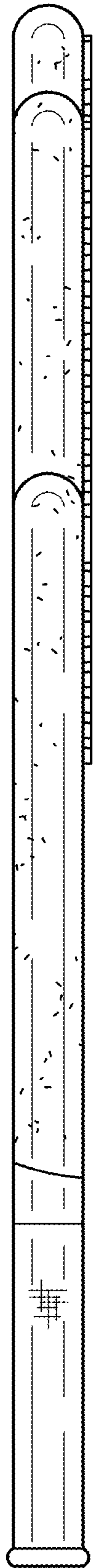


FIG. 3

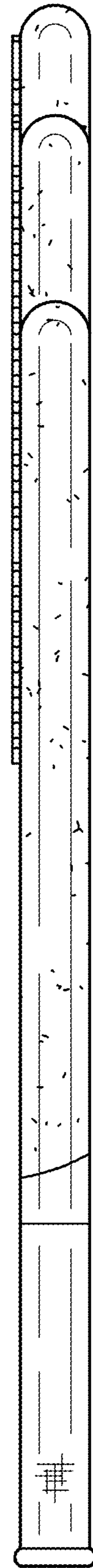


FIG. 4




FIG. 5

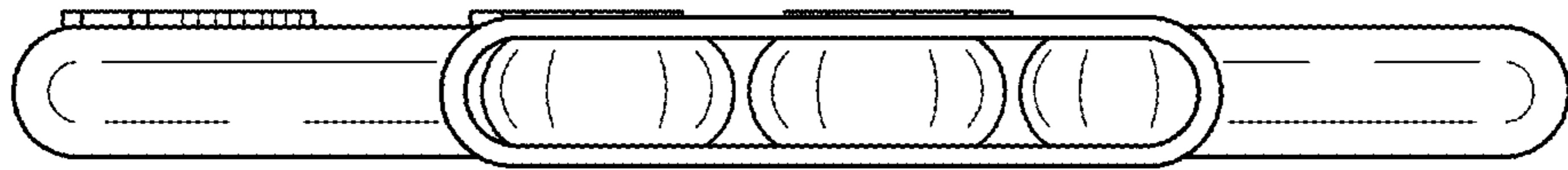


FIG. 6