



US00D782781S

(12) **United States Design Patent**  
**Jennings**

(10) **Patent No.:** **US D782,781 S**

(45) **Date of Patent:** **\*\* Apr. 4, 2017**

(54) **PAIR OF DISHWASHING GLOVES**

(71) Applicant: **Jill Jennings**, Bainbridge Island, WA  
(US)

(72) Inventor: **Jill Jennings**, Bainbridge Island, WA  
(US)

(\*\*) Term: **15 Years**

(21) Appl. No.: **29/549,015**

(22) Filed: **Dec. 18, 2015**

(51) **LOC (10) Cl.** ..... **02-06**

(52) **U.S. Cl.**  
USPC ..... **D2/617**

(58) **Field of Classification Search**  
USPC ..... D2/610-623, 158, 909; D29/113-116,  
D29/116.2, 117.1, 117.2, 118, 119, 123;  
D21/807; D24/211; D28/63; D30/158  
CPC ..... A41D 19/00; A41D 13/08; A41D 13/081;  
A63B 7/14  
See application file for complete search history.

(56) **References Cited**

U.S. PATENT DOCUMENTS

763,736	A	6/1904	Doppenschmitt	
1,924,617	A *	8/1933	Miller	B29C 57/12 156/184
1,983,963	A *	12/1934	Belton	B29D 99/0067 2/168
D191,494	S *	10/1961	Hoffstein	D2/616
3,133,682	A *	5/1964	Sawyer	
3,197,786	A *	8/1965	Velonis	A41D 19/0003 2/167
4,757,558	A	7/1988	Strongwater	
4,847,917	A	7/1989	Strongwater	

D310,133	S *	8/1990	Chen	D29/117.1
D339,932	S *	10/1993	Hinds	D20/33
5,467,484	A	11/1995	Drescher et al.	
D375,397	S	11/1996	Morency	
D391,720	S *	3/1998	Schoenewolf	D32/59
D463,090	S *	9/2002	Richer-Valenzano	D2/621
D600,411	S	9/2009	O'Reilly	
D605,377	S *	12/2009	House	D2/617
D650,909	S *	12/2011	Anderson	D24/206
D655,050	S *	2/2012	Fraga	D29/117.1
D655,059	S *	2/2012	Ganesh	D30/161
D658,849	S	5/2012	Schrimmer	
D710,548	S *	8/2014	Salzman	D29/117.1
2008/0301852	A1	12/2008	Suran et al.	
2009/0139009	A1 *	6/2009	Liao	A41D 19/01594 2/161.6
2010/0242154	A1	9/2010	Hale	
2016/0143379	A1 *	5/2016	Hull	A41D 19/0044 2/161.6

\* cited by examiner

*Primary Examiner* — Vy Koenig

*Assistant Examiner* — Omeed Agilee

(57) **CLAIM**

The ornamental design for pair of dishwashing gloves, as shown and described.

**DESCRIPTION**

FIG. 1 is a top view of pair of dishwashing gloves showing my new design;

FIG. 2 is a bottom view of the pair of dishwashing gloves;

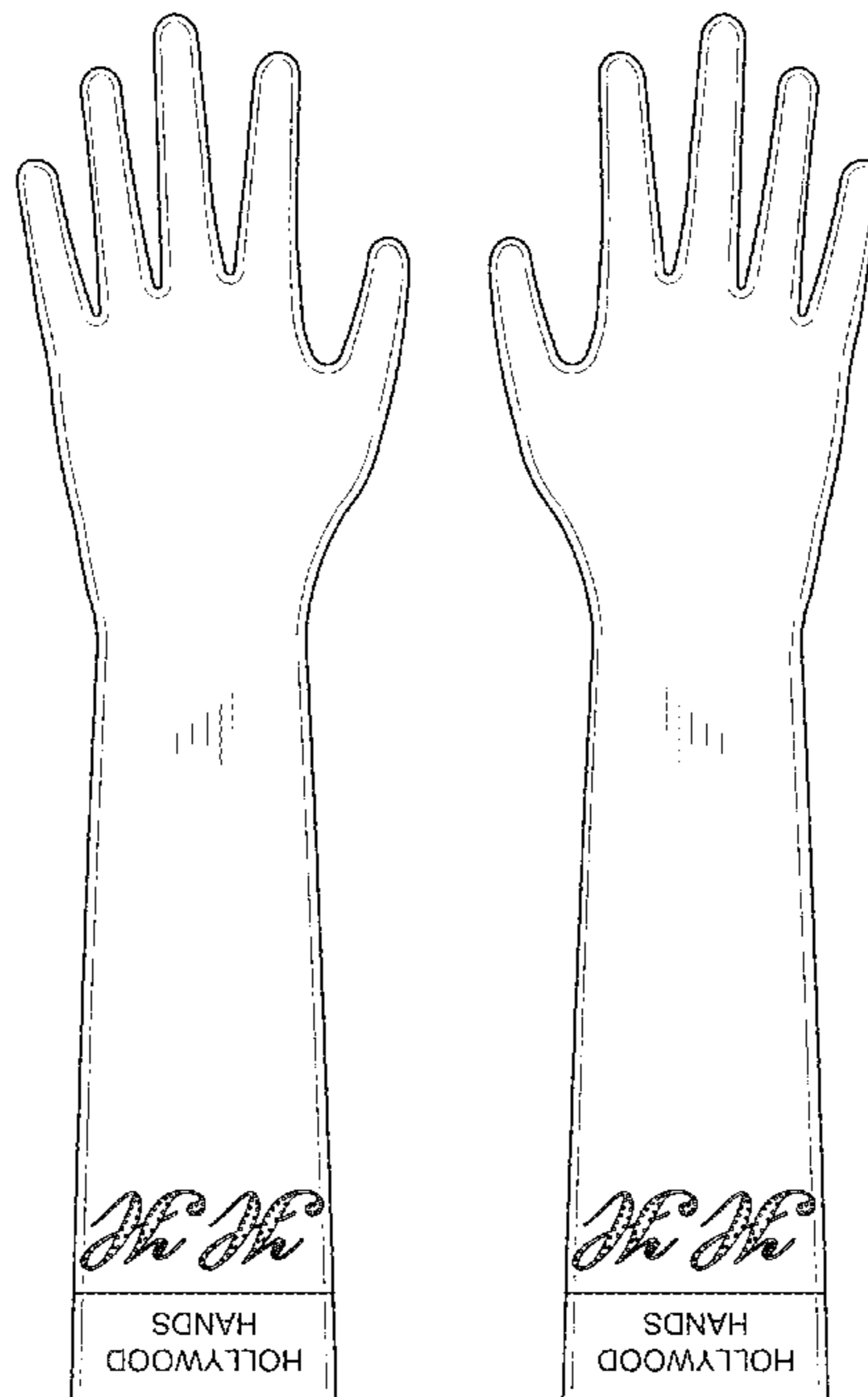
FIG. 3 is a right side view of the pair of dishwashing gloves;

FIG. 4 is a left side view of the pair of dishwashing gloves;

FIG. 5 is a front view of the pair of dishwashing gloves; and,

FIG. 6 is a rear view of the pair of dishwashing gloves.

**1 Claim, 3 Drawing Sheets**



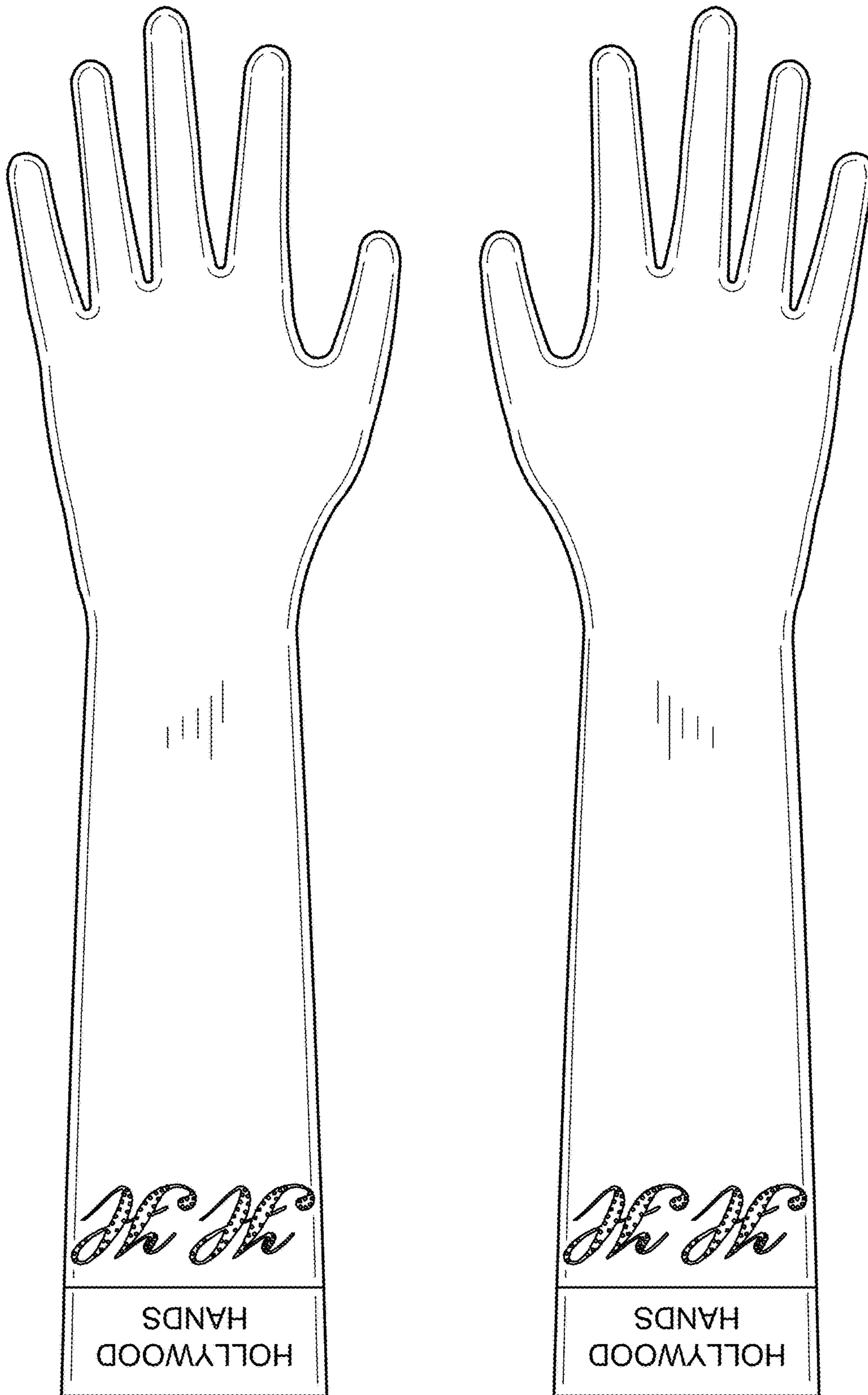


FIG. 1

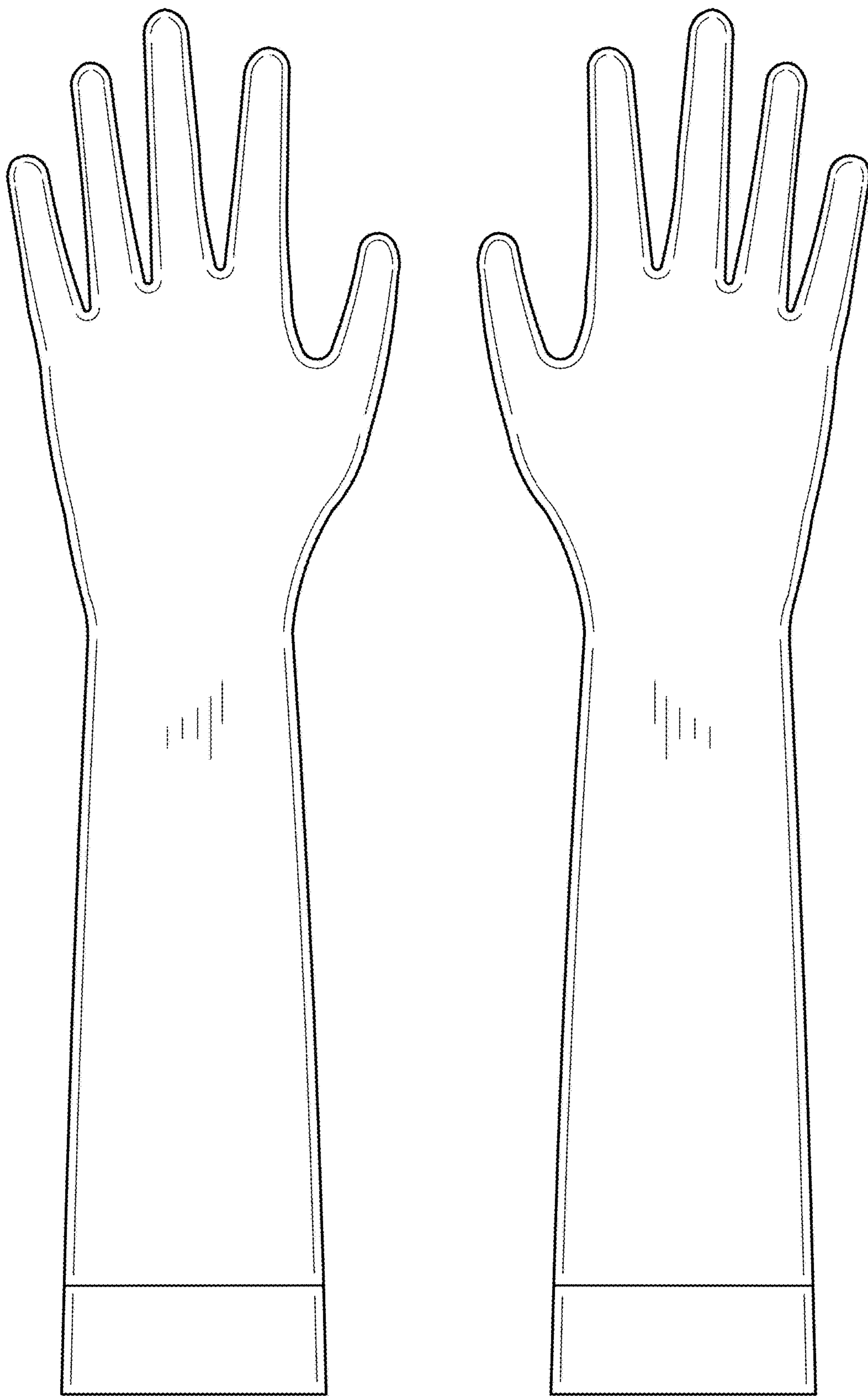


FIG. 2



FIG. 3

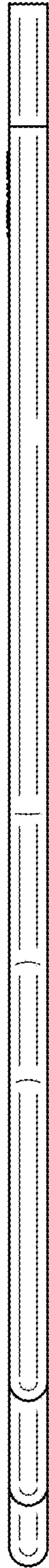


FIG. 4



FIG. 5



FIG. 6