



US00D782775S

(12) **United States Design Patent**
Cillario

(10) **Patent No.:** **US D782,775 S**

(45) **Date of Patent:** **** Apr. 4, 2017**

(54) **CONFECTIONERY PRODUCT**

(71) Applicant: **SOREMARTEC S.A.**, Findel (LU)

(72) Inventor: **Alberico Cillario**, Dogliani (IT)

(73) Assignee: **Soremartec S.A.**, Findel (LU)

(**) Term: **15 Years**

(21) Appl. No.: **29/533,626**

(22) Filed: **Jul. 20, 2015**

(30) **Foreign Application Priority Data**

Jan. 22, 2015 (WO) 867717301

(51) **LOC (10) Cl.** **01-01**

(52) **U.S. Cl.**
USPC **D1/110; D1/107**

(58) **Field of Classification Search**
USPC D1/100–130, 199; 426/5, 76, 87, 92, 94,
426/95, 99, 101, 103, 104, 108, 138–139,
426/143, 144, 279, 282, 283, 391, 514,
426/549, 559, 560, 660, 808; D30/160;
D25/138; D7/359; D6/597, 601, 595,
D6/598; 119/710; D21/656;
D24/101–104; D9/607

CPC A23L 1/1641; A23L 1/005; A23G 3/54;
A23G 3/50; A21D 13/0025; A21D
13/0029

See application file for complete search history.

(56) **References Cited**

U.S. PATENT DOCUMENTS

D153,762 S * 5/1949 Brenner D11/158
D155,115 S * 9/1949 Woods D21/656

D161,865 S * 2/1951 Palmer D1/110
D174,850 S * 5/1955 Campbell D21/656
D210,370 S * 3/1968 Kroninger D1/110
D329,114 S * 9/1992 Kesdekoglu D1/107
D343,495 S * 1/1994 Quinlan D1/107
D364,721 S * 12/1995 Martinez D1/106
D371,671 S * 7/1996 Quinlan D1/107
D460,115 S * 7/2002 Sawyer D19/73
D550,926 S * 9/2007 Risko D1/110
D646,457 S * 10/2011 Enrico D1/107
D708,067 S * 7/2014 Schaffer D9/607

* cited by examiner

Primary Examiner — Garth Rademaker

Assistant Examiner — Katie Stofko Mroczka

(74) *Attorney, Agent, or Firm* — Rothwell, Figg, Ernst & Manbeck, P.C.

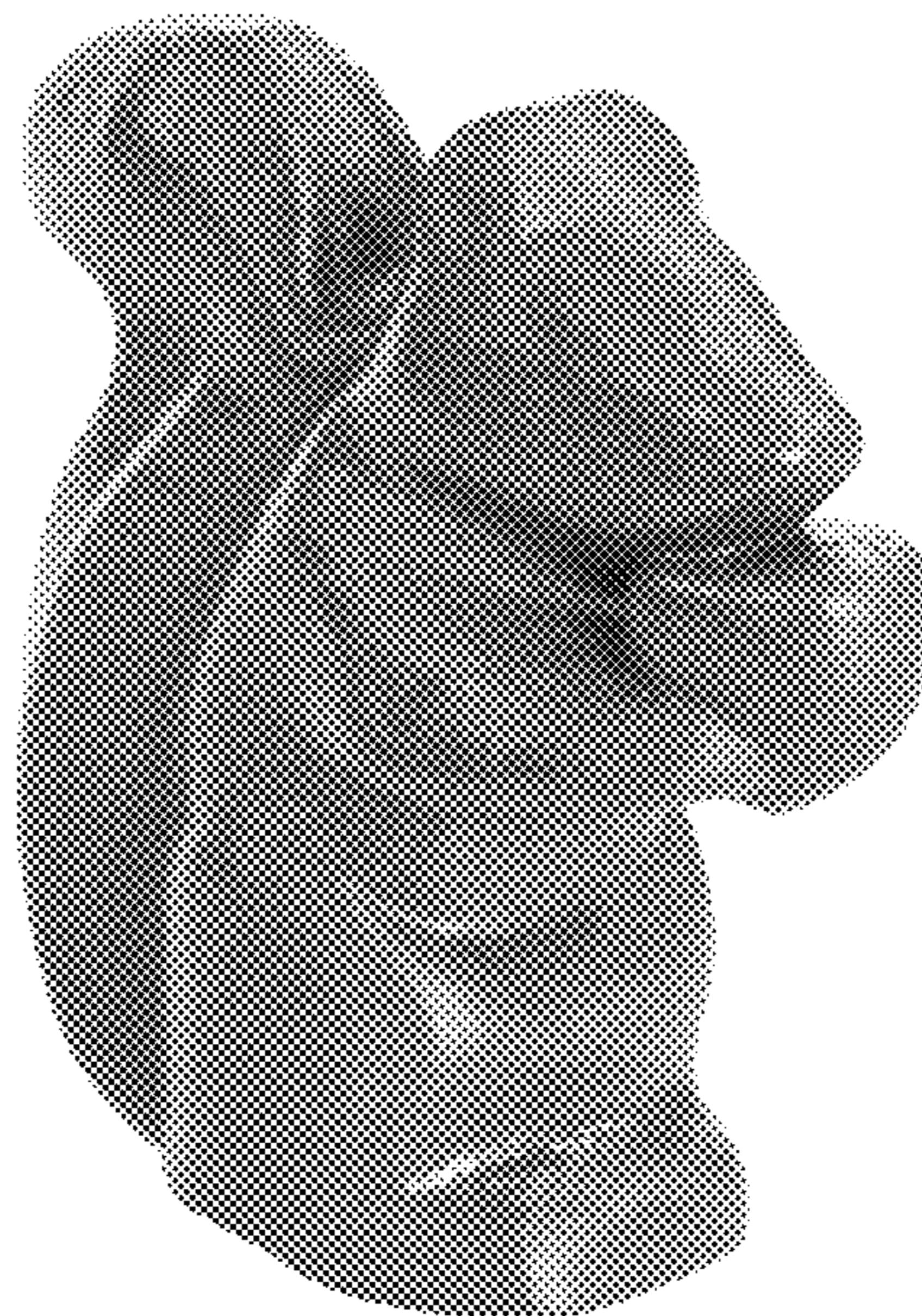
(57) **CLAIM**

The ornamental design for a confectionery product, as shown and described.

DESCRIPTION

FIG. 1 shows a top plan view of a confectionery product; FIG. 2 shows a bottom plan view thereof; FIG. 3 shows a front elevation view thereof; FIG. 4 shows a rear elevation view thereof; FIG. 5 shows a right side elevation view thereof; FIG. 6 shows a left side elevation view thereof; and, FIG. 7 shows a perspective view thereof.

1 Claim, 7 Drawing Sheets



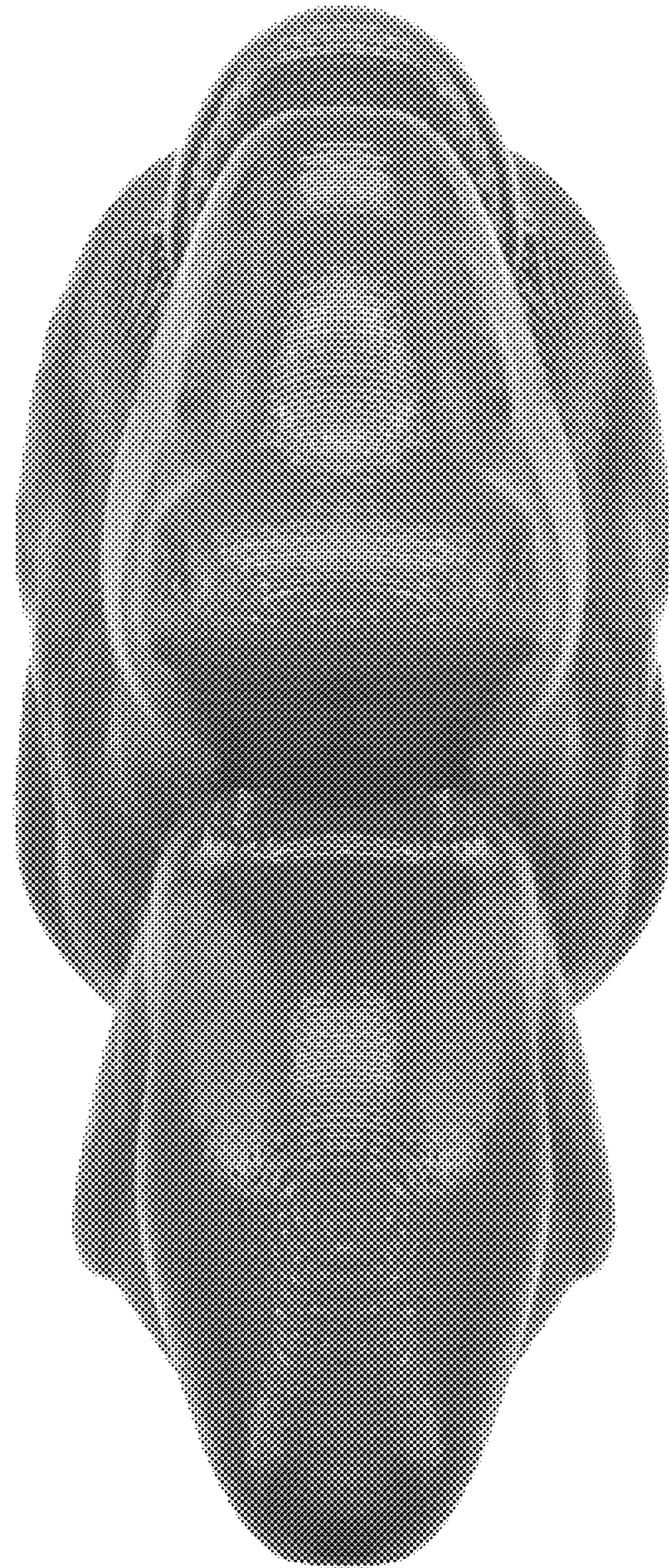


FIG. 1




FIG. 2




FIG. 3




FIG. 4



FIG. 5



FIG. 6



FIG. 7