



US00D782765S

(12) **United States Design Patent**  
**Mooney et al.**

(10) **Patent No.:** **US D782,765 S**  
(45) **Date of Patent:** **\*\* Mar. 28, 2017**

(54) **CLEANING DEVICE**

- (71) Applicant: **Nice-Pak Products, Inc.**, Orangeburg, NY (US)
- (72) Inventors: **Michael Mooney**, Florida, NY (US);  
**Gerard Anthony Cahalan**, New Milford, CT (US); **Bruce Kevin Bitowft**, South Nyack, NY (US);  
**Nelson Wong**, Shen Zhen (CN);  
**Monish Bhatia**, Guttenberg, NJ (US);  
**Richard McCann**, Montclair, NJ (US)
- (73) Assignee: **NICE-PAK PRODUCTS, INC.**, Orangeburg, NY (US)

(\*\*) Term: **14 Years**

(21) Appl. No.: **29/519,416**

(22) Filed: **Mar. 4, 2015**

(51) **LOC (10) Cl.** ..... **04-01**

(52) **U.S. Cl.**  
USPC ..... **D32/40**

(58) **Field of Classification Search**  
USPC ..... D32/35, 40, 49-53, 71-72  
CPC ..... A47L 13/12; A47L 13/16; A47L 13/20;  
A47L 13/24; A47L 13/38; A47L 13/144;  
A47L 13/146  
See application file for complete search history.

(56) **References Cited**

**U.S. PATENT DOCUMENTS**

- 728,938 A \* 5/1903 Krabach ..... D06F 5/00  
294/181
  - D164,100 S \* 7/1951 Covey et al. .... D32/51
  - D470,283 S \* 2/2003 Vosbikian ..... D32/51
- (Continued)

**FOREIGN PATENT DOCUMENTS**

- CH 138612-0001 \* 3/2012
- CN 300838121 \* 10/2008
- DE 40500362-0003 \* 10/2005

**OTHER PUBLICATIONS**

Dusters Starter Kit | Swiffer, reviews Sep. 17, 2011, <http://swiffer.com/en-us/shop-products/dusting/swiffer-dusters-cleaner-starter-kit>, [site visited Sep. 19, 2016 9:33:17 PM].\*

*Primary Examiner* — John Windmuller

*Assistant Examiner* — John R Yeh

(74) *Attorney, Agent, or Firm* — Baker Botts L.L.P.

(57) **CLAIM**

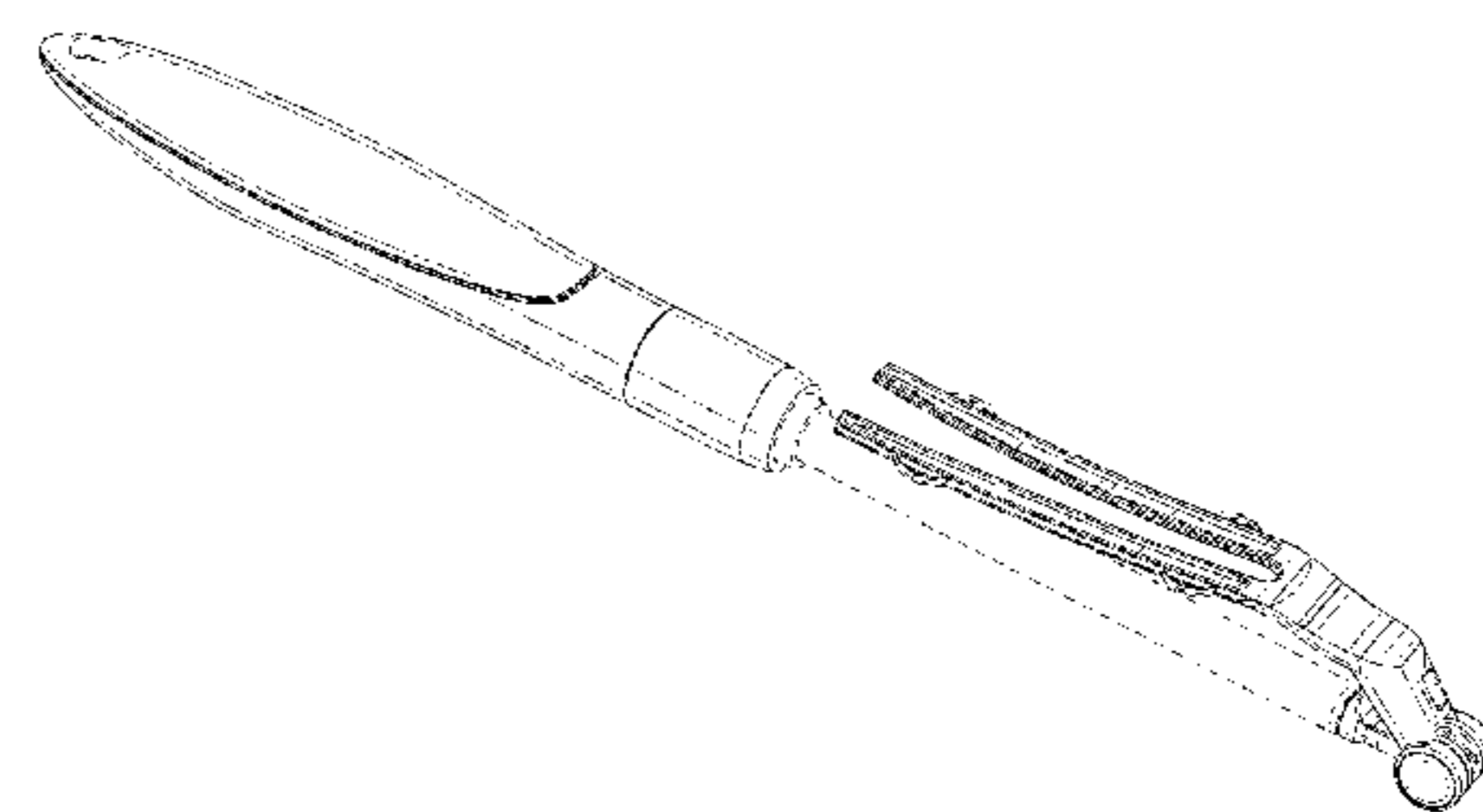
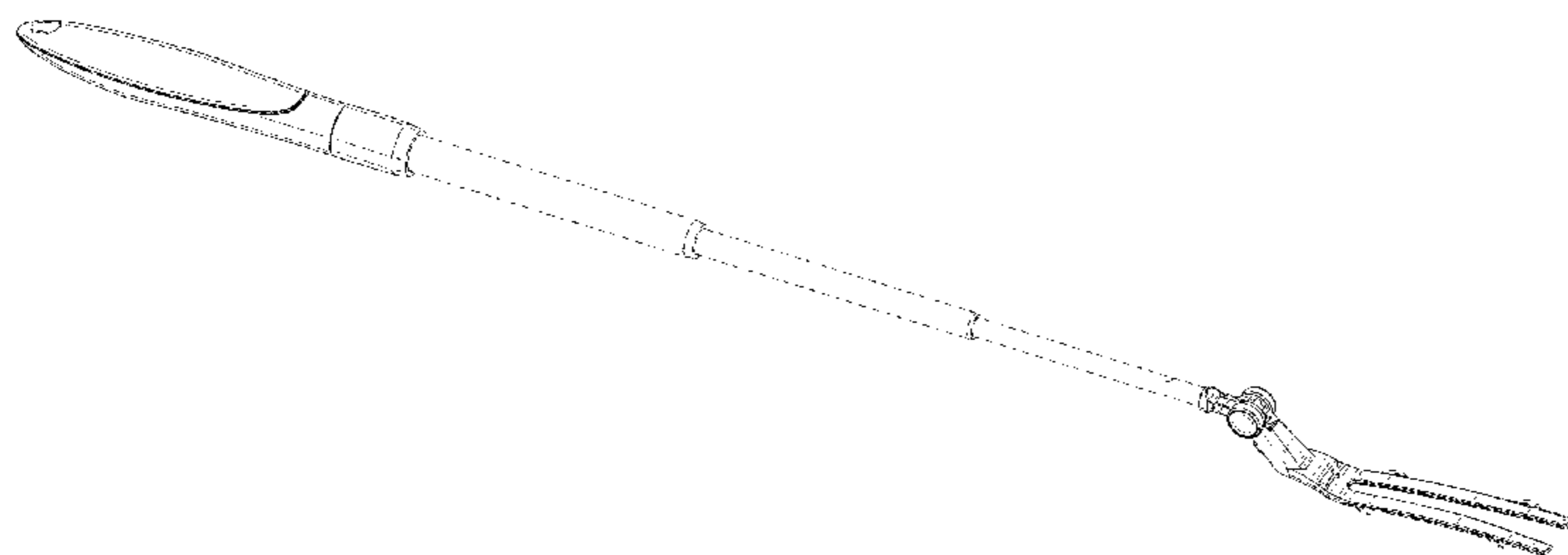
The ornamental design for cleaning device, as shown and described.

**DESCRIPTION**

FIG. 1 is a front perspective view of the cleaning device showing our new design in an extended configuration; FIG. 2 is a right view thereof; FIG. 3 is a left view thereof; FIG. 4 is a bottom view thereof; FIG. 5 is a top view thereof; FIG. 6 is a rear view thereof; FIG. 7 is a front view thereof; FIG. 8 is a front perspective view of the cleaning device in a partially extended configuration; FIG. 9 is a right view thereof; FIG. 10 is a left view thereof; FIG. 11 is a bottom view thereof; FIG. 12 is a top view thereof; FIG. 13 is a rear view thereof; FIG. 14 is a front view thereof; FIG. 15 is a front perspective view of the cleaning device in another partially extended configuration; FIG. 16 is a right view thereof; FIG. 17 is a left view thereof; FIG. 18 is a bottom view thereof; FIG. 19 is a top view thereof; FIG. 20 is a rear view thereof; and, FIG. 21 is a front view thereof.

The broken lines in the figures show portions of the cleaning device that form no part of the claimed design.

**1 Claim, 12 Drawing Sheets**



(56)

References Cited

U.S. PATENT DOCUMENTS

D530,051	S *	10/2006	Treacy	.....	D32/51
D571,069	S *	6/2008	Harper	.....	D32/52
D572,873	S *	7/2008	Hoadley	.....	D32/52
D575,984	S *	9/2008	Coppi	.....	D7/395
D577,955	S *	10/2008	Kwan	.....	D7/395
D579,615	S *	10/2008	Ames	.....	D32/52
D590,114	S *	4/2009	Li	.....	D32/40
D590,118	S *	4/2009	Colangelo	.....	D32/50
D591,020	S *	4/2009	Dotterman	.....	D32/35
D603,115	S *	10/2009	McNeil	.....	D32/40
D604,468	S *	11/2009	Hirata	.....	D32/40
D608,965	S *	1/2010	Tanaka	.....	D32/40
D614,824	S *	4/2010	Heidel	.....	D32/52
8,156,603	B2 *	4/2012	Tsutanaga	.....	A47L 13/38 15/144.4
D685,151	S *	6/2013	Schuller	.....	D32/35
D685,152	S *	6/2013	Smith	.....	D32/40
D685,970	S *	7/2013	Williams	.....	D32/51
8,813,298	B2 *	8/2014	Tawara	.....	A47L 13/38 15/144.1
D720,903	S *	1/2015	Colangelo	.....	D32/40
2006/0101601	A1 *	5/2006	Fujiwara	.....	A47L 13/16 15/226
2006/0123575	A1 *	6/2006	Maloney	.....	A47L 13/24 15/144.1
2011/0099764	A1 *	5/2011	Policicchio	.....	A47L 13/38 16/421
2014/0201936	A1 *	7/2014	Yang	.....	A47L 13/38 15/231

\* cited by examiner

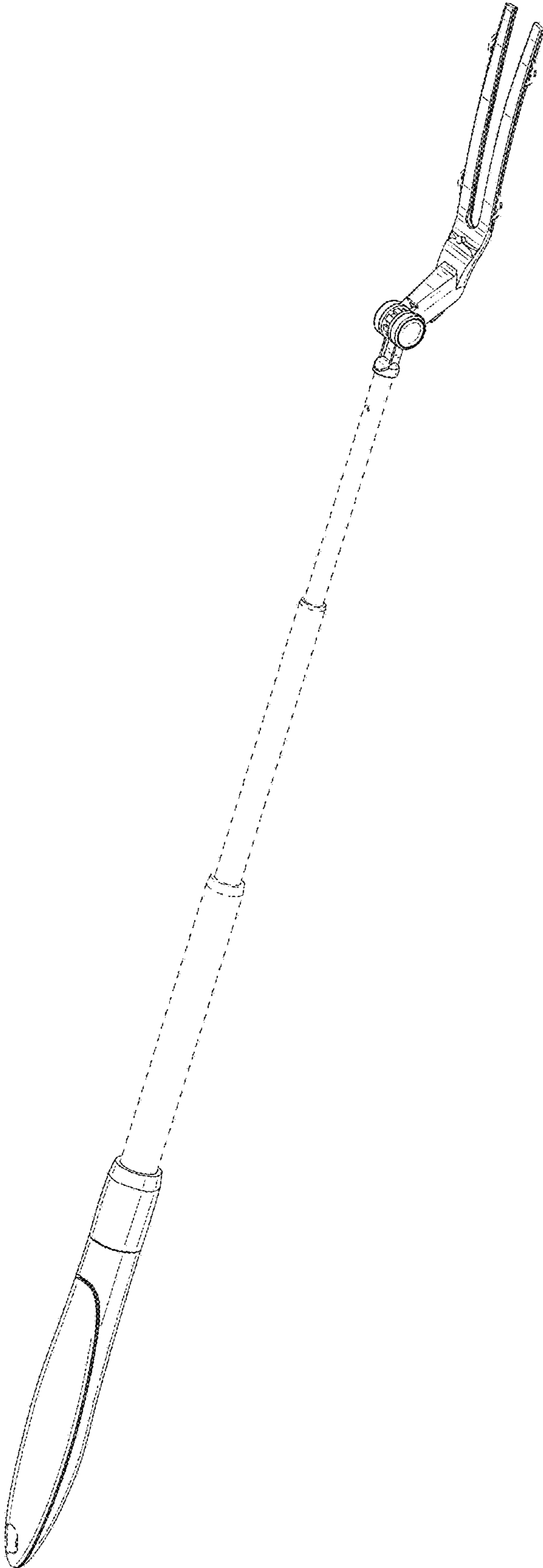


FIG. 1

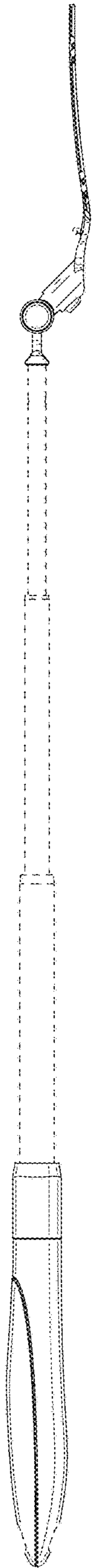


FIG. 2




FIG. 3

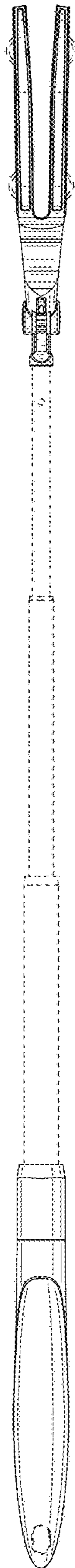


FIG. 4

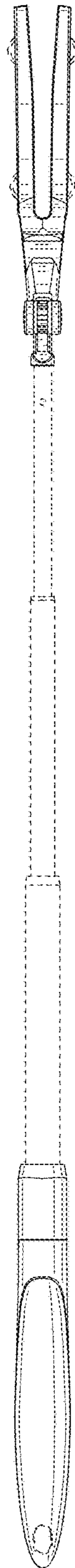


FIG. 5

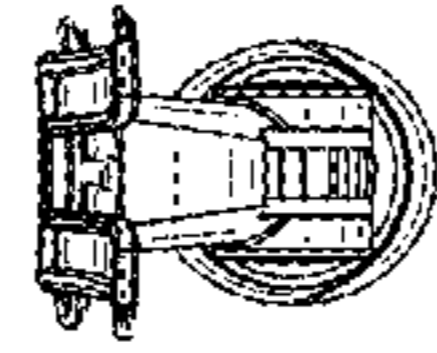


FIG. 7

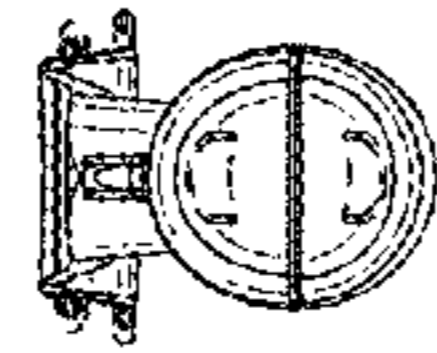


FIG. 6

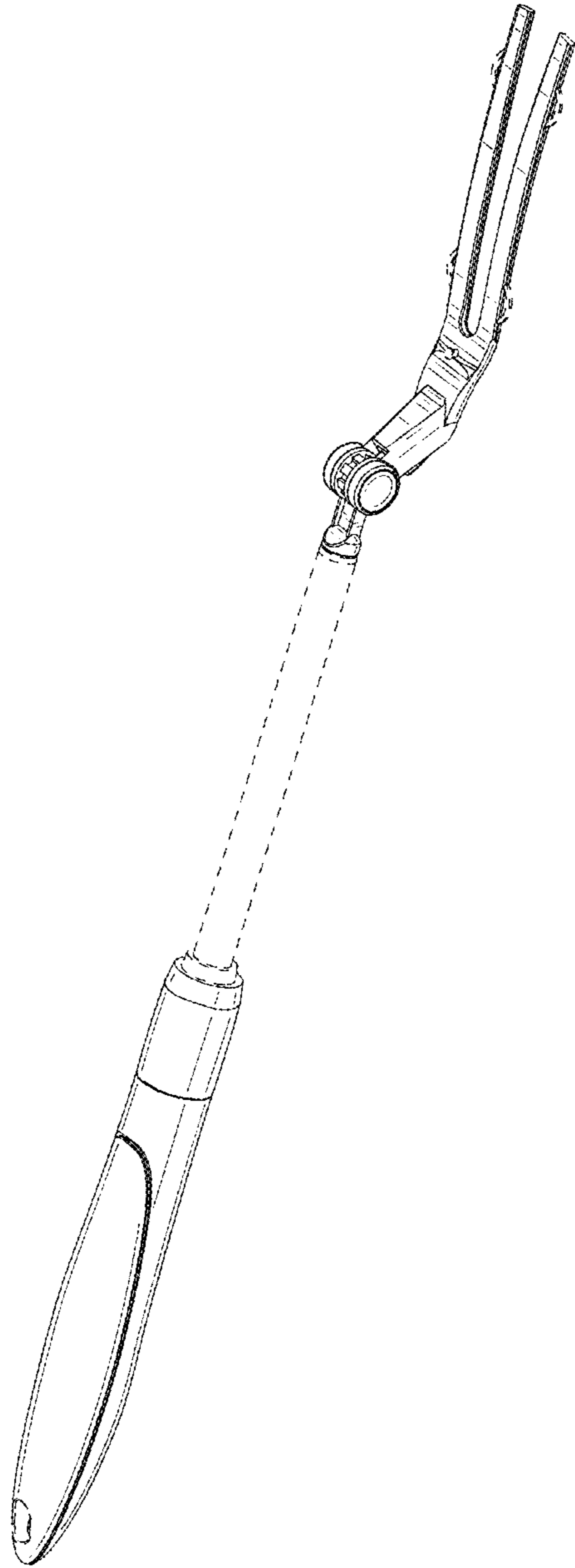


FIG. 8






FIG. 9

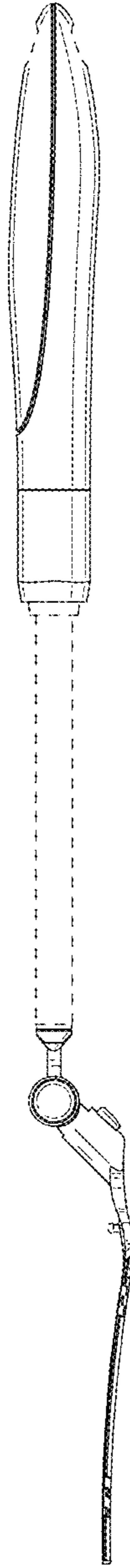


FIG. 10






FIG. 11

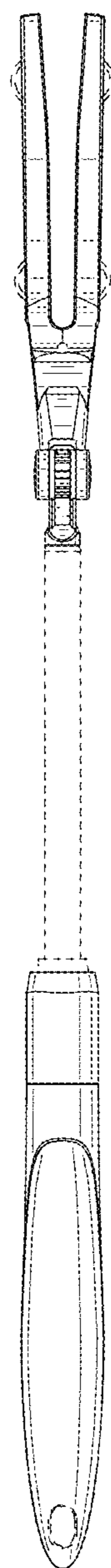


FIG. 12

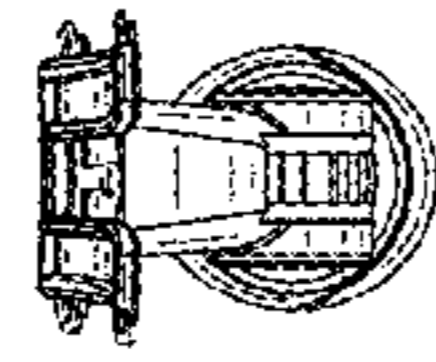


FIG. 14

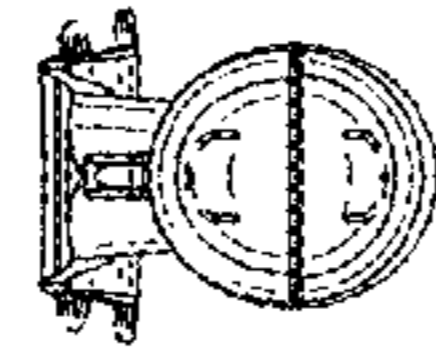


FIG. 13

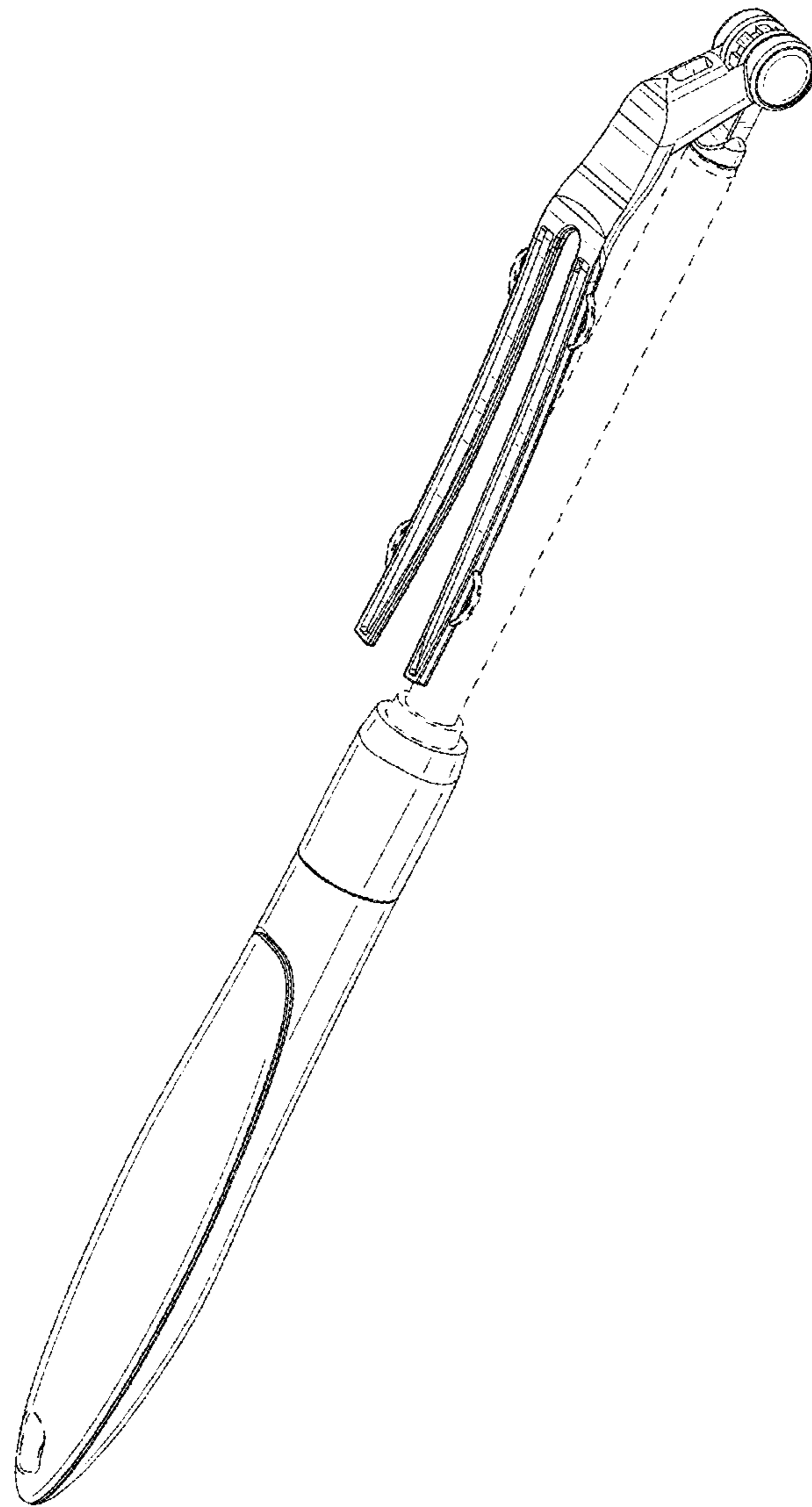


FIG. 15

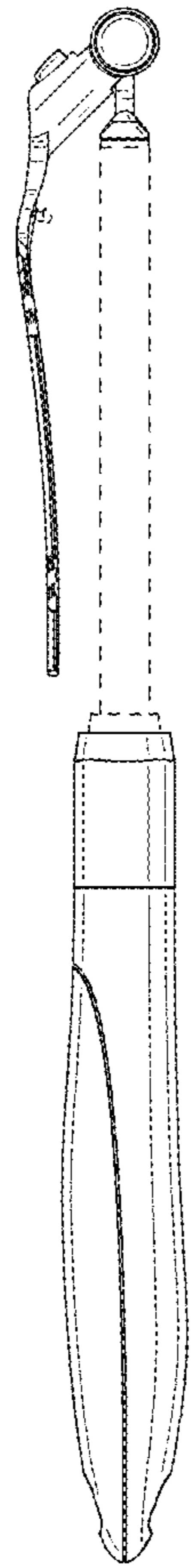


FIG. 16

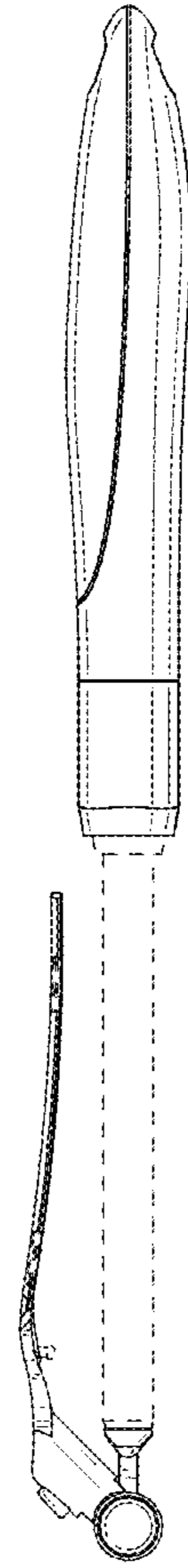


FIG. 17

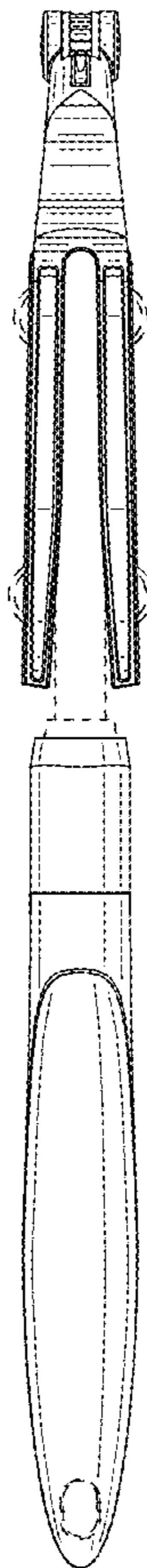


FIG. 18

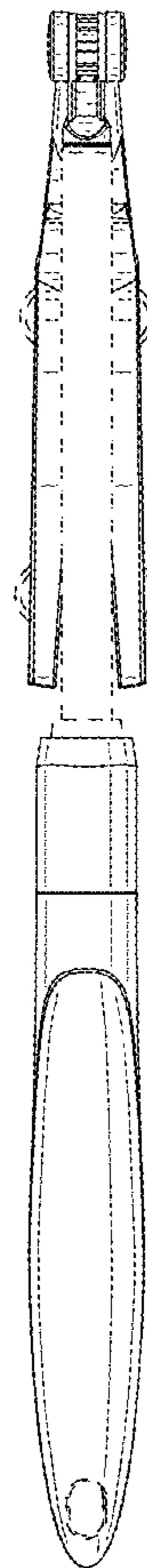


FIG. 19

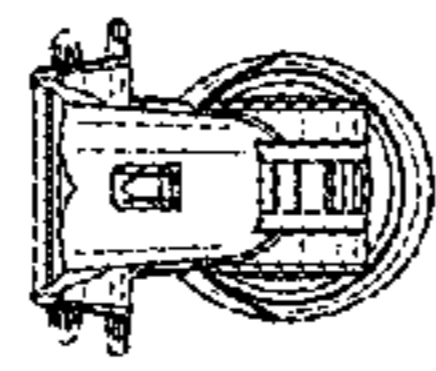


FIG. 21

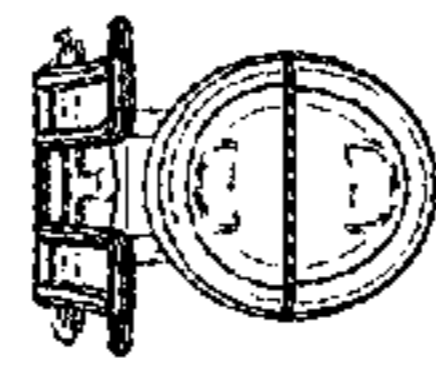


FIG. 20