



US00D782761S

(12) **United States Design Patent**
Yoon et al.

(10) **Patent No.:** **US D782,761 S**

(45) **Date of Patent:** **** Mar. 28, 2017**

- (54) **INTAKE FOR CLEANER**
- (71) Applicant: **Samsung Electronics Co., Ltd.**,
Suwon-si, Gyeonggi-do (KR)
- (72) Inventors: **Sang-Hun Yoon**, Seoul (KR);
Min-Hyouk Bu, Seoul (KR);
Cheol-Yeon Jo, Seoul (KR); **Jae-Won Choi**, Seoul (KR)
- (73) Assignee: **SAMSUNG ELECTRONICS CO., LTD.**,
Suwon-si, Gyeonggi-Do (KR)

D600,869	S	*	9/2009	Dyson	D32/32
D616,164	S	*	5/2010	McLeod	D32/32
D616,165	S	*	5/2010	McLeod	D32/32
D621,108	S	*	8/2010	Santiago	D32/32
D643,168	S	*	8/2011	Dyson	D32/32
D649,725	S	*	11/2011	Fjellman	D32/32
D667,186	S	*	9/2012	Codling	D32/33
D672,103	S	*	12/2012	Dyson	D32/32
D686,379	S	*	7/2013	Kim	D32/32
D718,913	S	*	12/2014	Ashbee	D32/32
D719,309	S	*	12/2014	Ashbee	D32/33
D719,310	S	*	12/2014	Ashbee	D32/33
D741,559	S	*	10/2015	Marsden	D32/32
D752,301	S	*	3/2016	Courtney	D32/32
D752,302	S	*	3/2016	Courtney	D32/32
2012/0216361	A1	*	8/2012	Millington	A47L 9/02 15/246.2
2014/0137366	A1	*	5/2014	Elsdon	A47L 9/02 15/363

- (**) Term: **14 Years**
- (21) Appl. No.: **29/519,328**
- (22) Filed: **Mar. 4, 2015**

- (30) **Foreign Application Priority Data**
Sep. 4, 2014 (KR) 30-2014-0043384
- (51) **LOC (10) Cl.** **15-05**
- (52) **U.S. Cl.**
USPC **D32/32**
- (58) **Field of Classification Search**
USPC D32/25, 31-33
CPC A47L 9/02; A47L 9/06; A47L 5/28; A47L
5/24; A47L 11/4044; E04H 4/1654; E04H
4/34
See application file for complete search history.

- (56) **References Cited**
U.S. PATENT DOCUMENTS
D456,967 S * 5/2002 Santiago D32/32
D507,854 S * 7/2005 Kim D32/32
D518,932 S * 4/2006 Maruyama D32/32
D564,720 S * 3/2008 Dyson D32/32
D599,513 S * 9/2009 Dyson D32/32

(Continued)

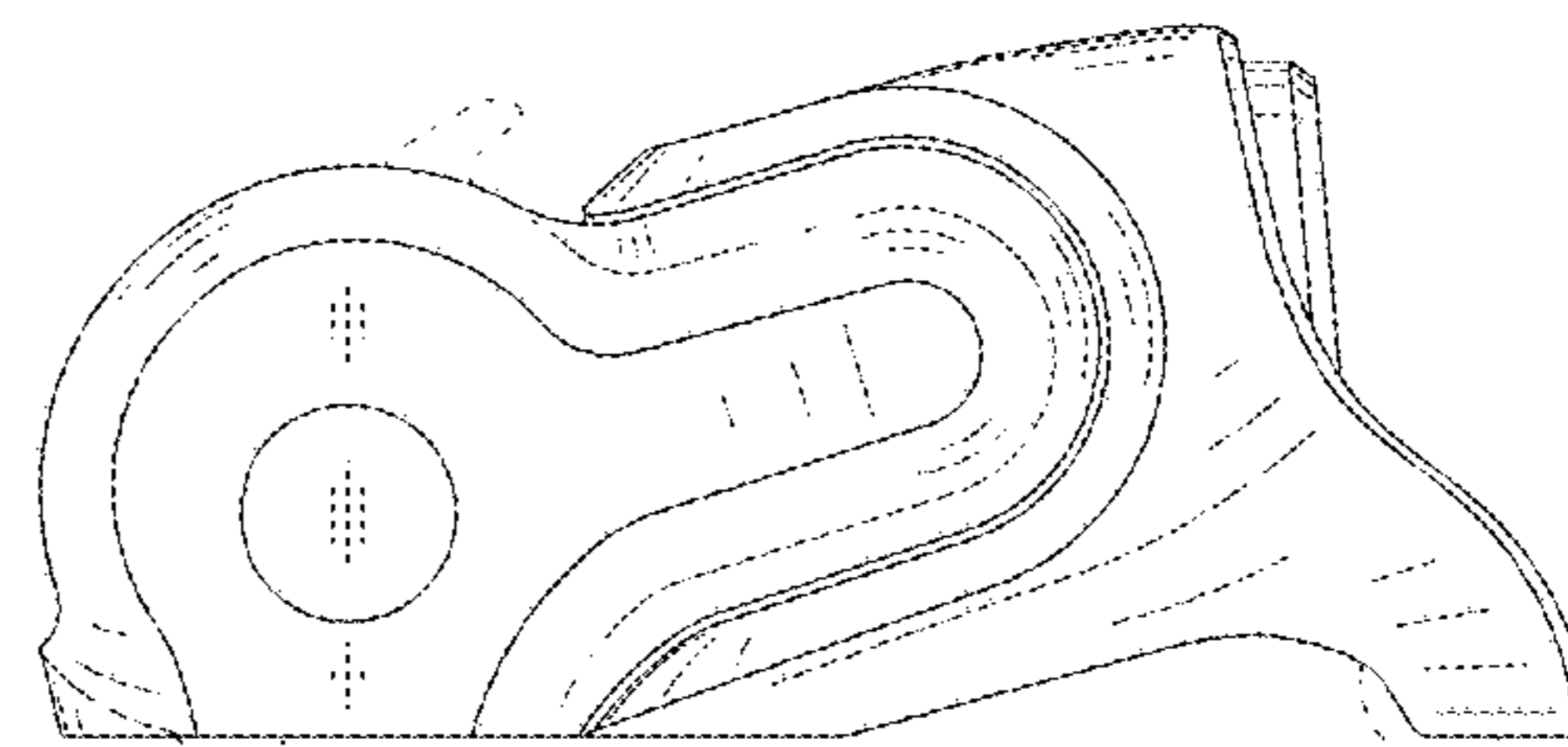
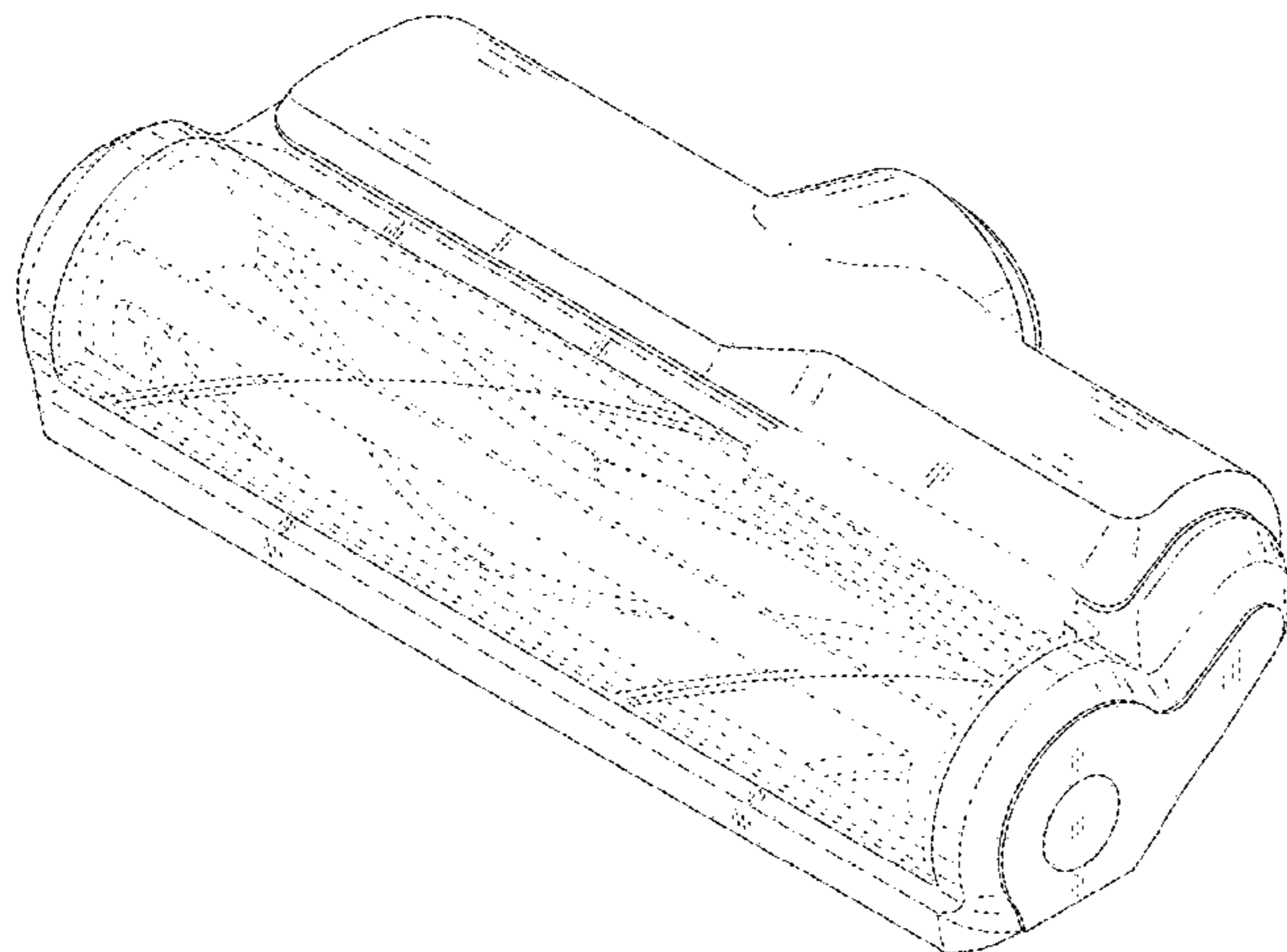
Primary Examiner — Ruth McInroy
(74) *Attorney, Agent, or Firm* — Cantor Colburn LLP

(57) **CLAIM**
The ornamental design for an intake for cleaner, as shown and described.

DESCRIPTION

FIG. 1 is a perspective view of an intake for cleaner, showing our new design;
FIG. 2 is a front view thereof;
FIG. 3 is a rear view thereof;
FIG. 4 is a side view thereof;
FIG. 5 is another side view thereof;
FIG. 6 is a top view thereof; and,
FIG. 7 is another perspective view thereof as shown in a user environment.
The broken lines are for environmental purpose only and form no part of the claimed design.

1 Claim, 7 Drawing Sheets



(56)

References Cited

U.S. PATENT DOCUMENTS

2015/0265116 A1* 9/2015 Genn A47L 9/02
15/389

* cited by examiner

FIG. 1

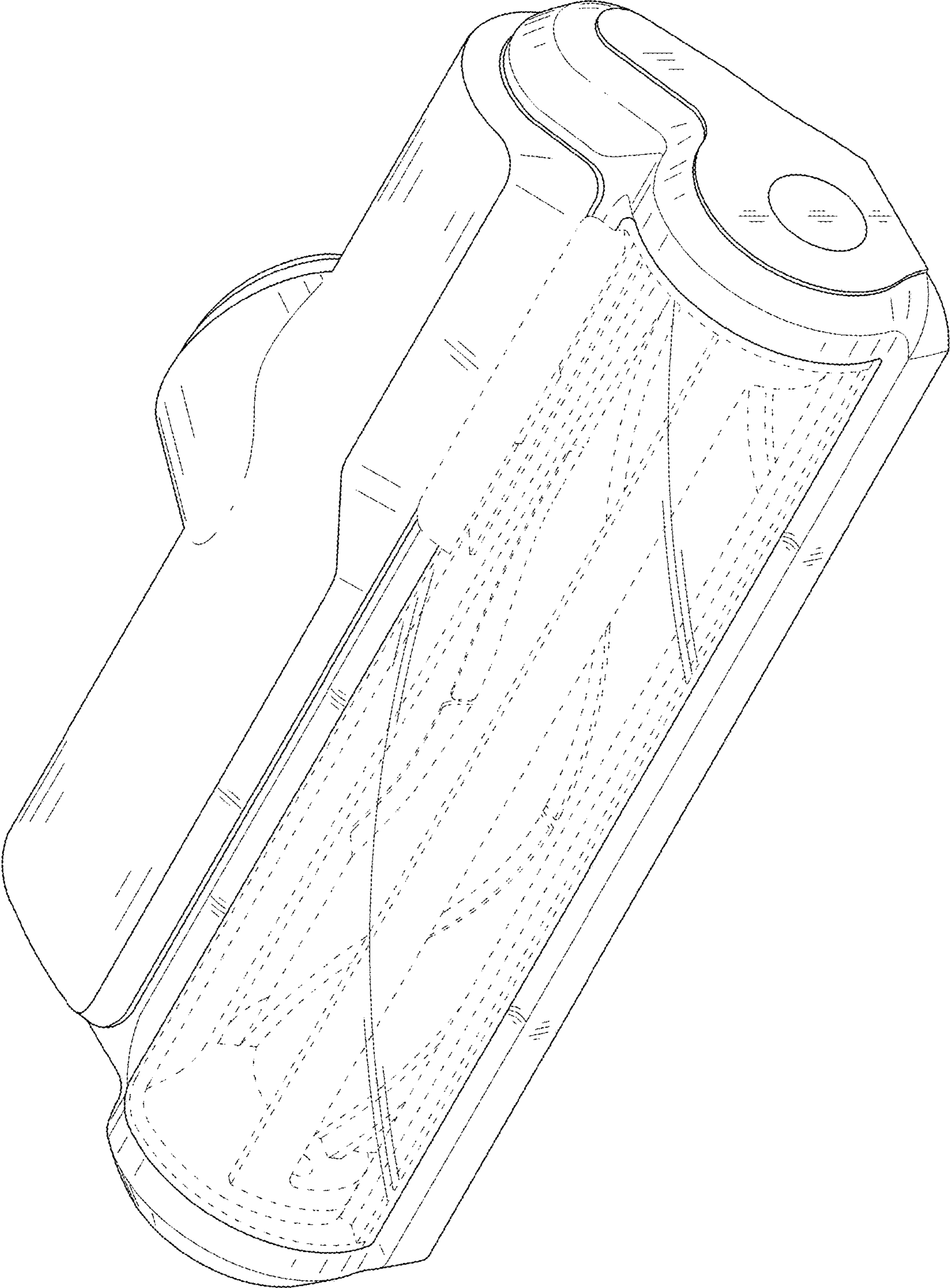


FIG. 2

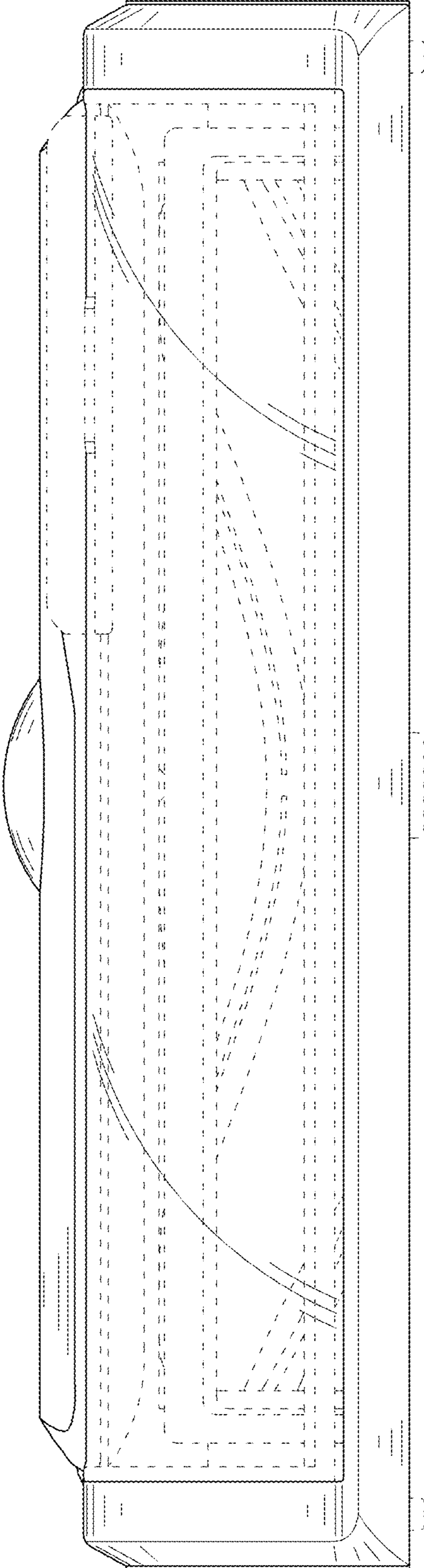


FIG. 3

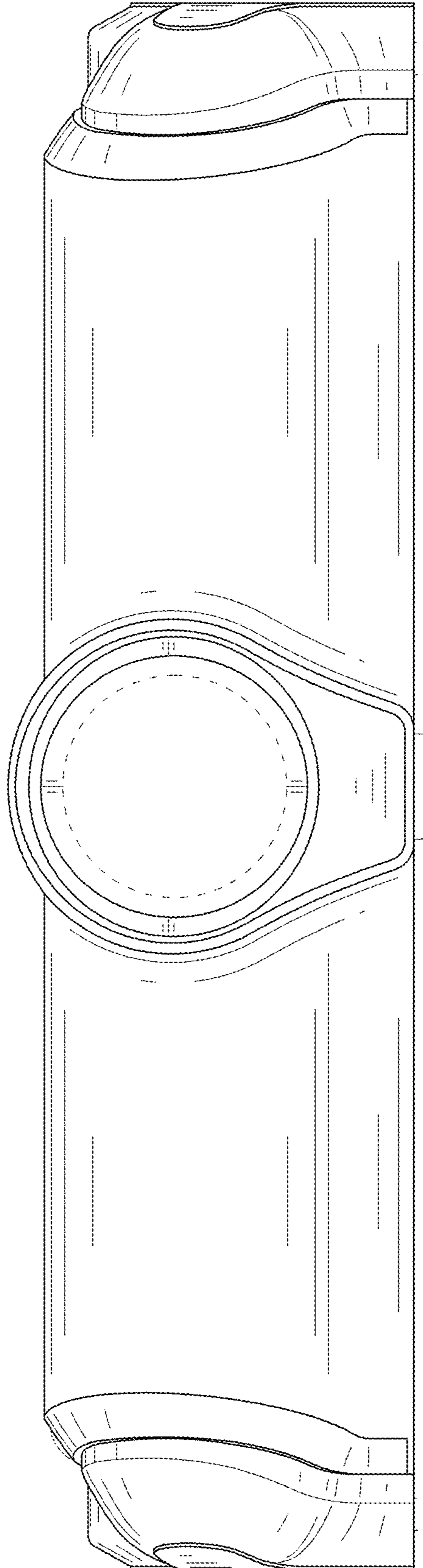


FIG. 4

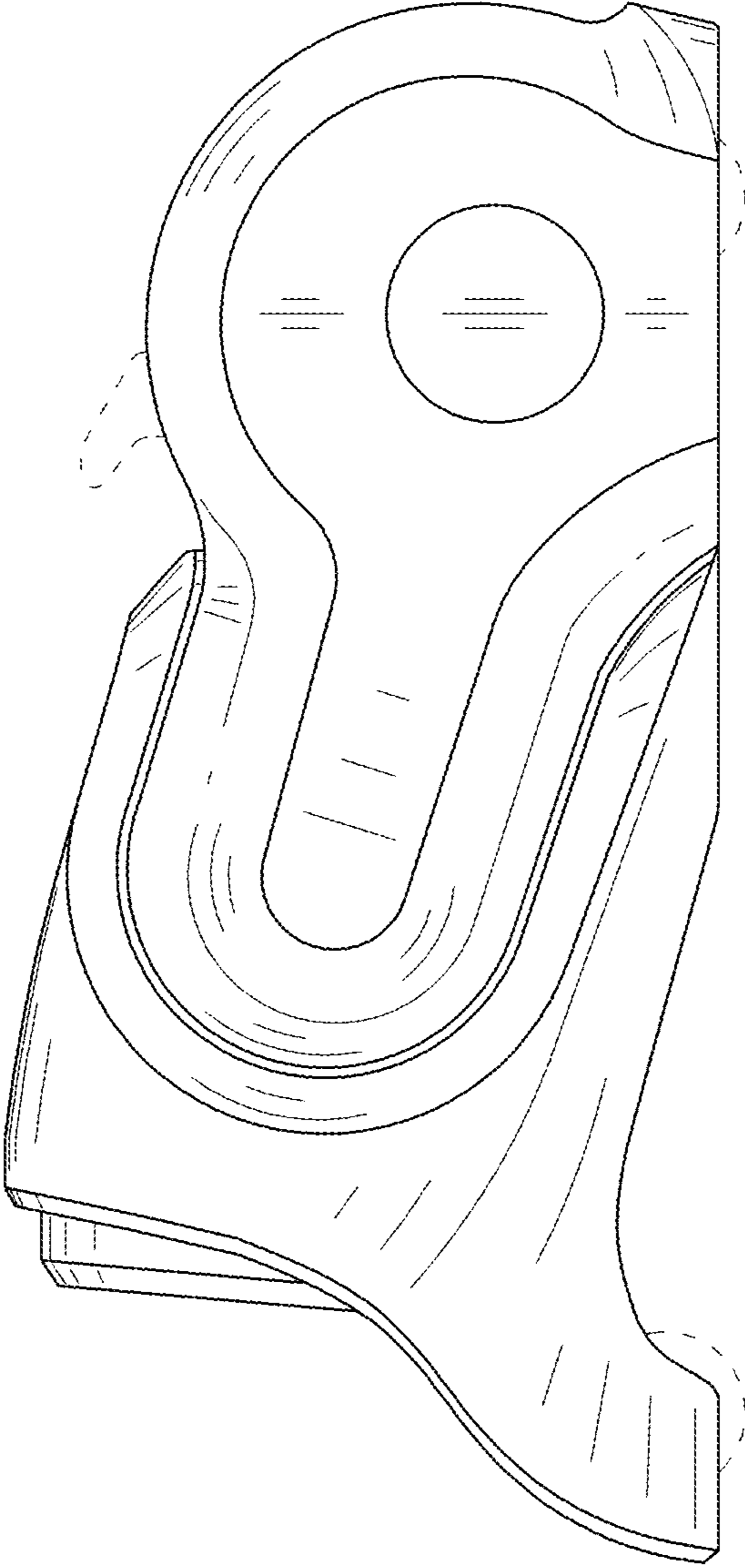


FIG. 5

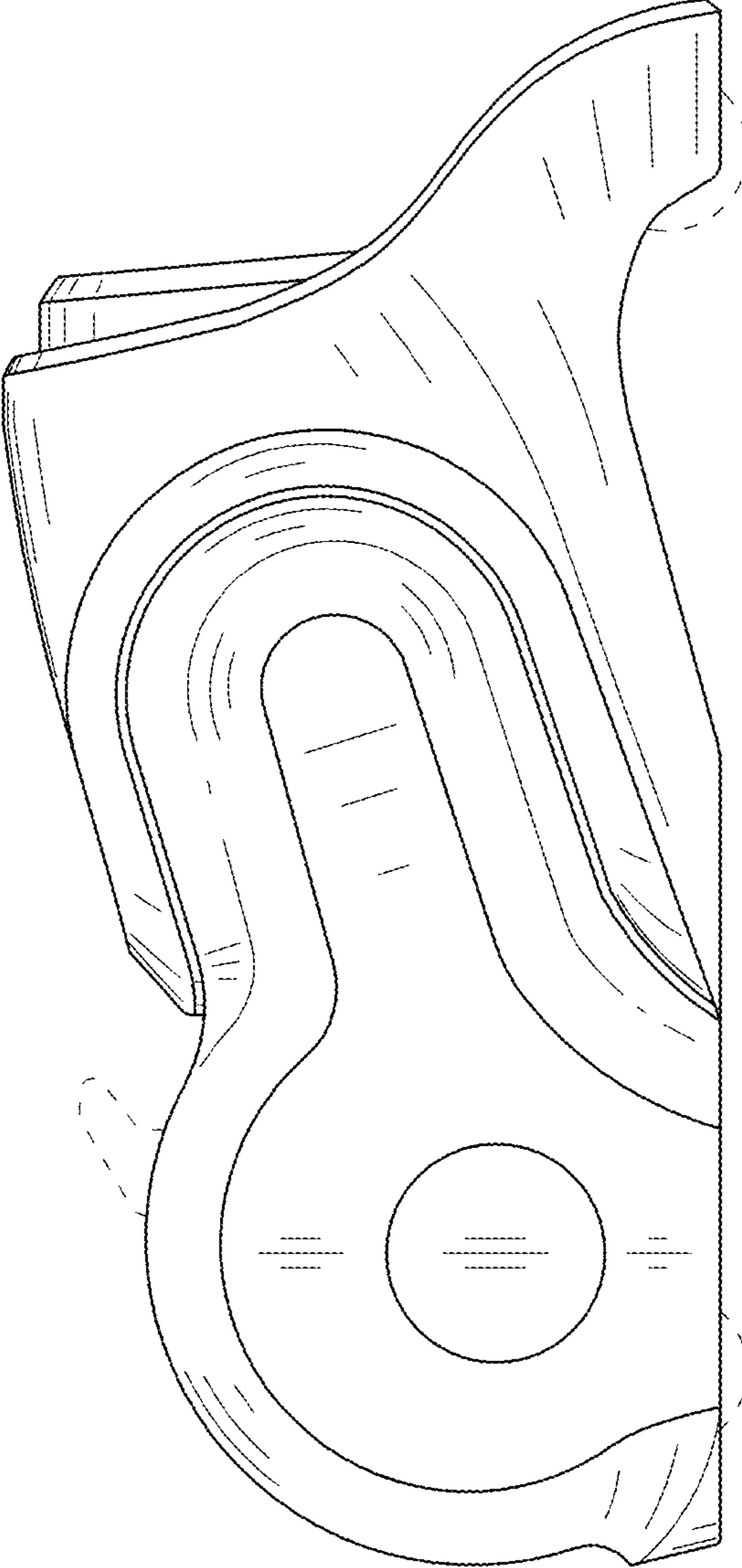


FIG. 6

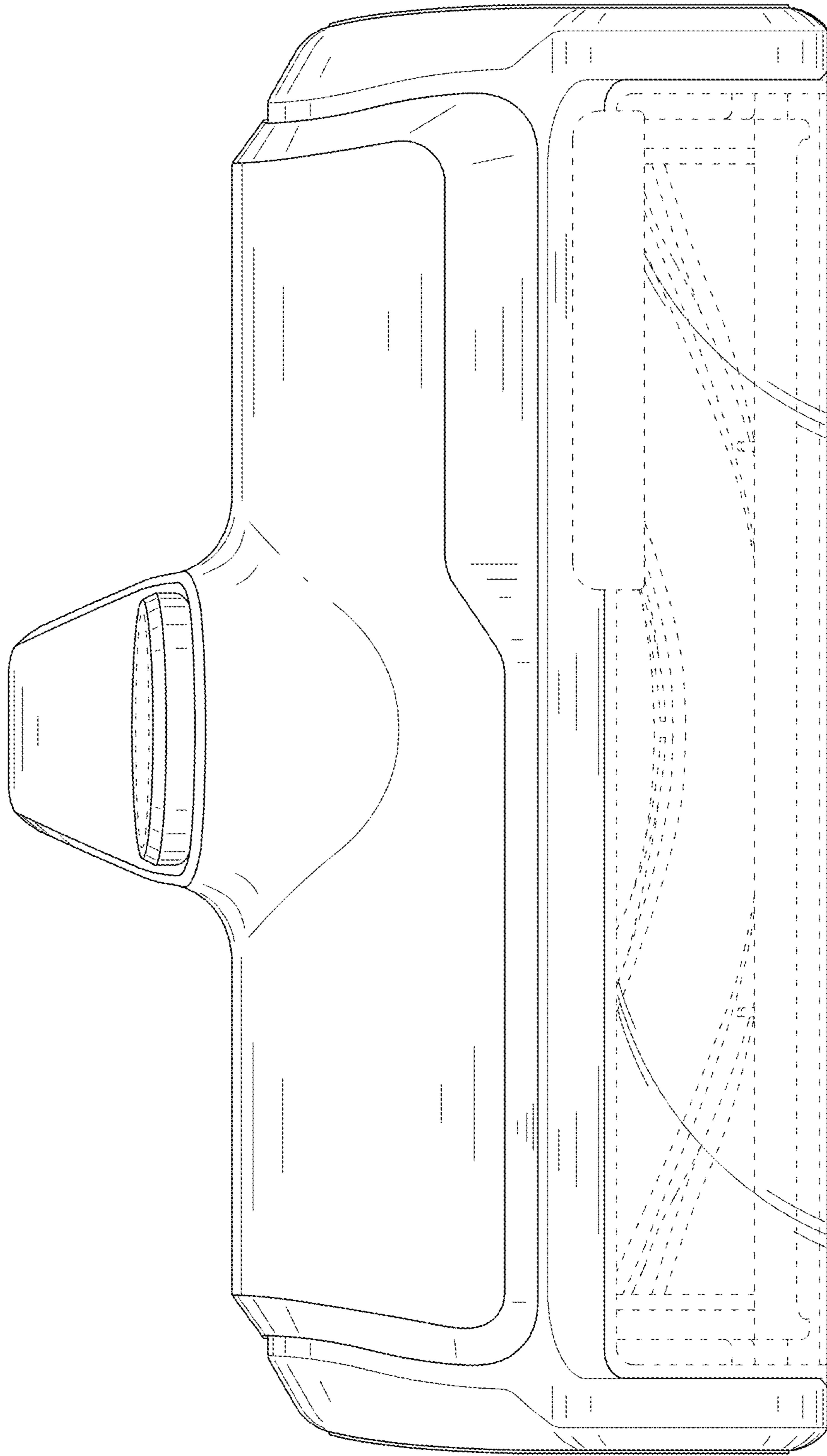


FIG. 7

