



US00D782740S

(12) **United States Design Patent**
Battaglieri

(10) **Patent No.:** **US D782,740 S**

(45) **Date of Patent:** **** Mar. 28, 2017**

(54) **BALLISTIC SHIELD**

(71) Applicant: **Enzo Battaglieri**, Geneva (CH)

(72) Inventor: **Enzo Battaglieri**, Geneva (CH)

(**) Term: **15 Years**

(21) Appl. No.: **29/551,442**

(22) Filed: **Jan. 13, 2016**

D569,043 S * 5/2008 Crye D29/100
D569,044 S * 5/2008 Crye D29/100
D569,046 S * 5/2008 Crye D29/100
D665,949 S * 8/2012 Jourde D29/101.3

* cited by examiner

Primary Examiner — Randall Gholson

(74) *Attorney, Agent, or Firm* — Black, McCuskey,
Souers & Arbaugh, LPA

Related U.S. Application Data

(62) Division of application No. 29/499,681, filed on Aug. 18, 2014, now Pat. No. Des. 748,336.

(51) **LOC (10) Cl.** **29-02**

(52) **U.S. Cl.**
USPC **D29/101.3**

(58) **Field of Classification Search**
USPC D29/10, 11, 99, 100, 101.2, 101.3; 2/2,
2/2.5, 27, 44.45, 69, 92, 102, 108, 268,
2/326, 410, 411, 412, 413; 428/113, 911;
89/36.01, 36.02, 36.05; D24/64;
280/290, 808
CPC F41H 1/00; A41D 1/00
See application file for complete search history.

(56) **References Cited**

U.S. PATENT DOCUMENTS

3,873,998 A * 4/1975 Norris F41H 1/02
2/2.5
D322,867 S * 12/1991 Peart D2/732
5,697,098 A * 12/1997 Miguel-Bettencourt F41H 5/0457
2/2.5

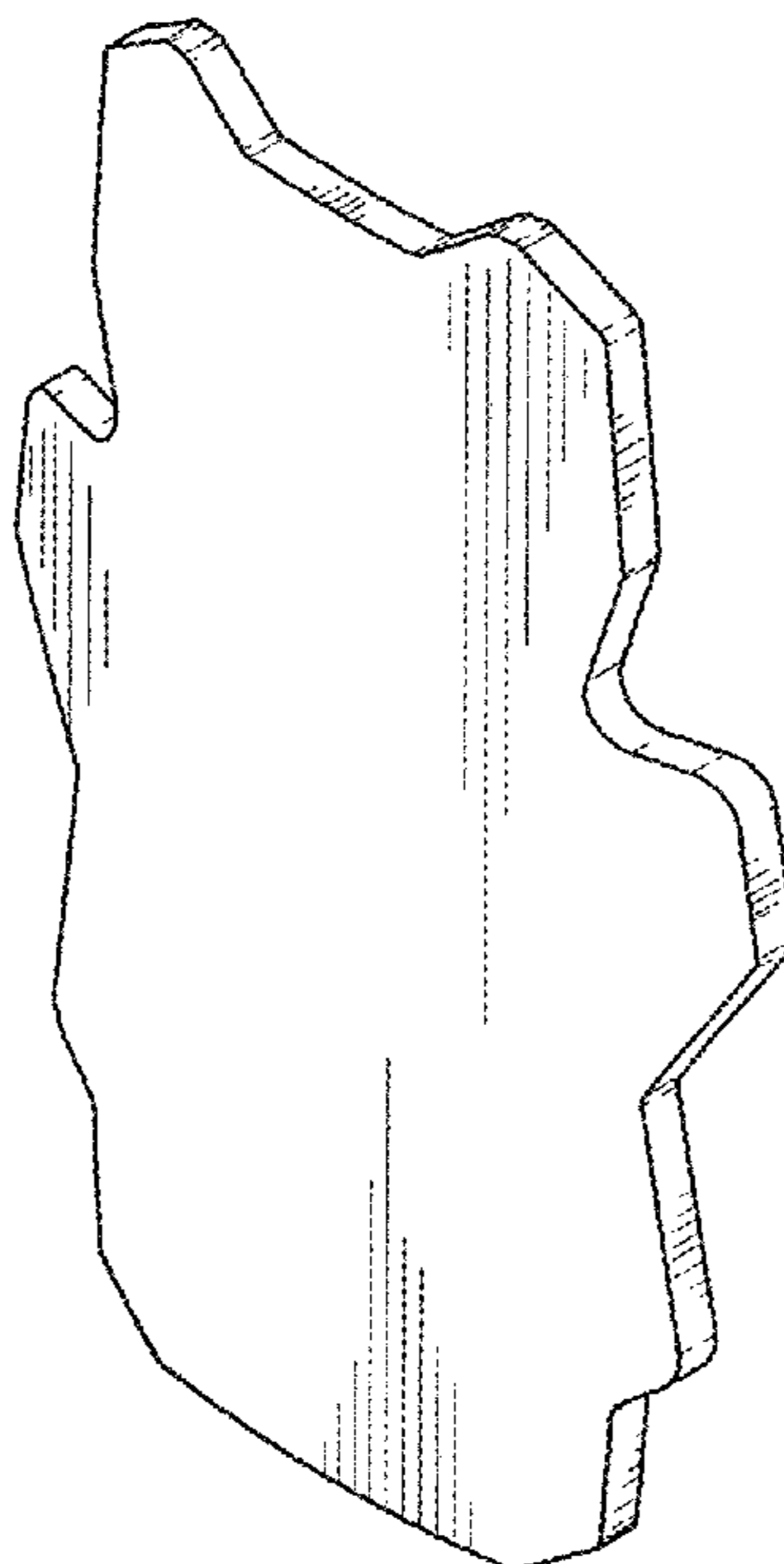
(57) **CLAIM**

The ornamental design for a ballistic shield, as shown and described.

DESCRIPTION

FIG. 1 is a perspective view of a ballistic shield;
FIG. 2 is a front view of the ballistic shield of FIG. 1;
FIG. 3 is a rear view of the ballistic shield of FIG. 1;
FIG. 4 is a lateral view of the ballistic shield of FIG. 1, the opposite lateral view being identical;
FIG. 5 is a top view of the ballistic shield of FIG. 1; and,
FIG. 6 is a bottom view of the ballistic shield of FIG. 1.

1 Claim, 1 Drawing Sheet



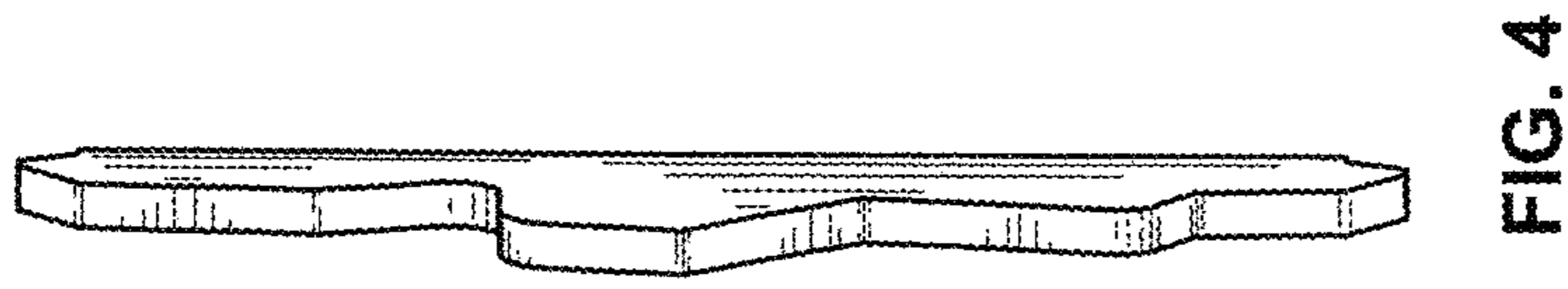


FIG. 4

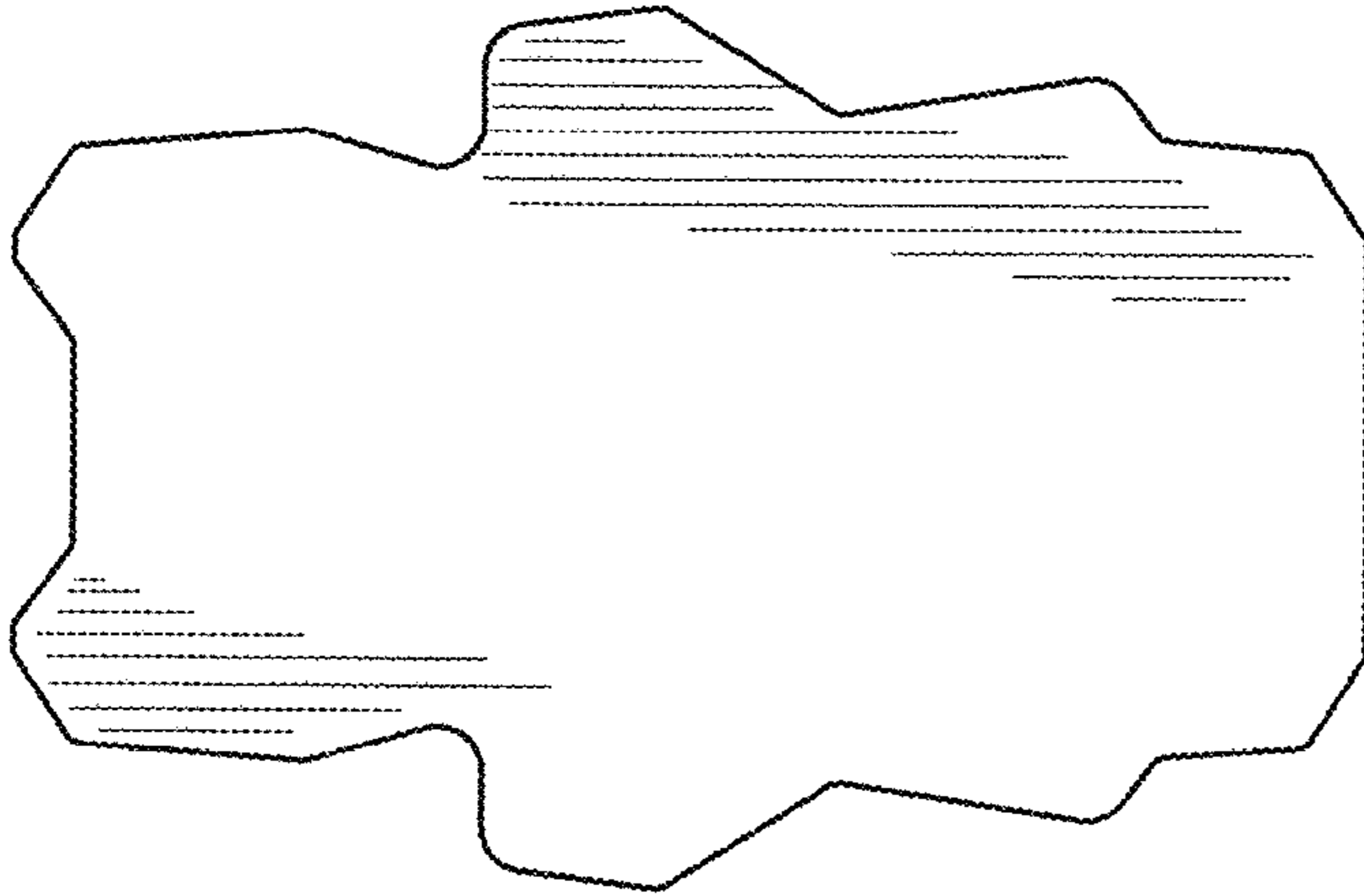


FIG. 3

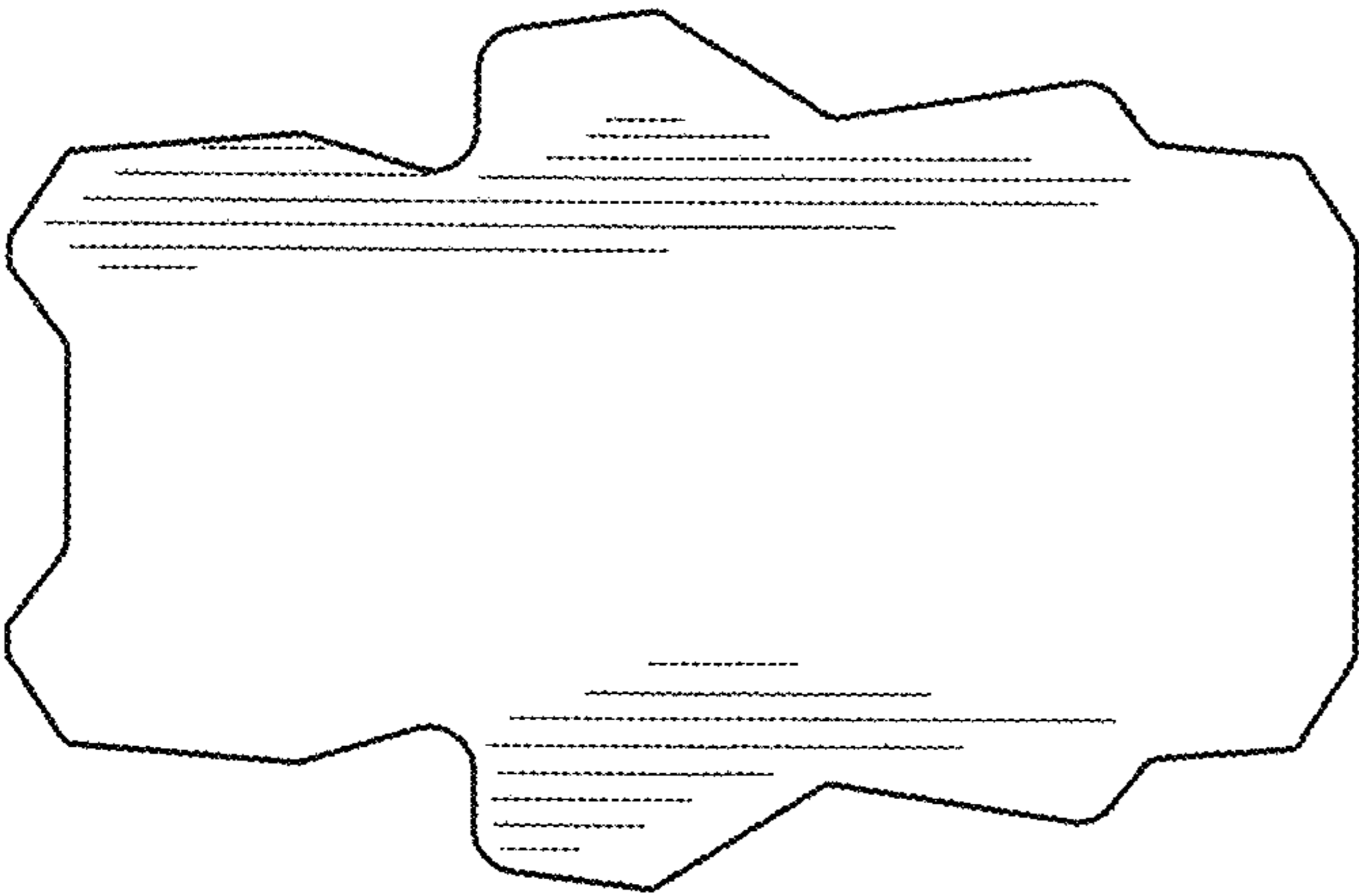


FIG. 2




FIG. 5

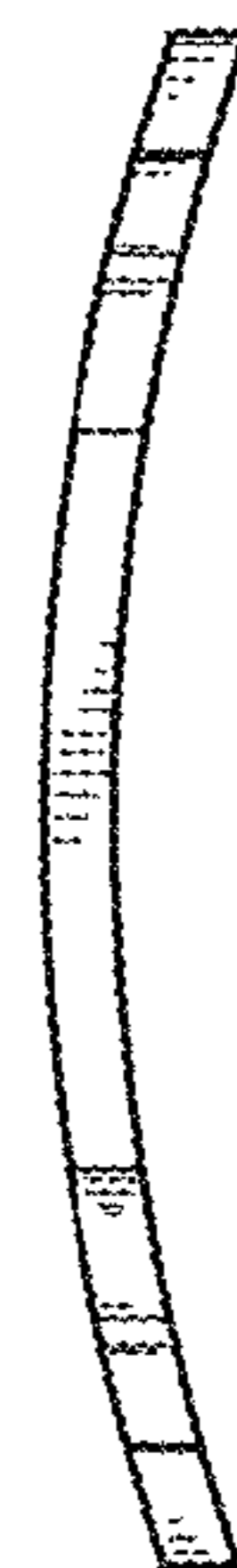


FIG. 6

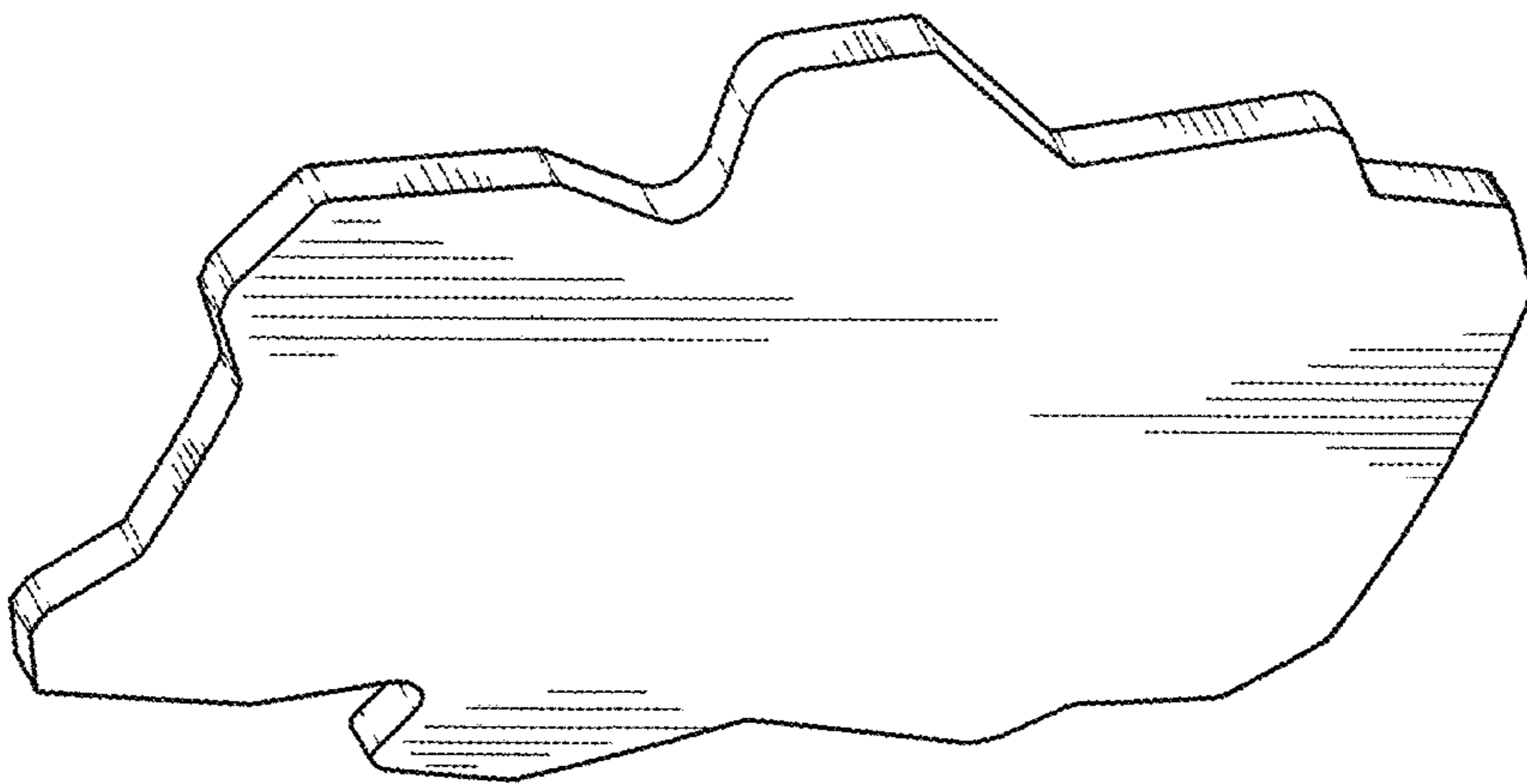


FIG. 1