



US00D782738S

(12) **United States Design Patent** (10) **Patent No.:** **US D782,738 S**  
**Wisse** (45) **Date of Patent:** **\*\* Mar. 28, 2017**

(54) **DEPILATORY DEVICE** 3,808,637 A \* 5/1974 Lapidus ..... A45D 26/0019  
452/71  
(71) Applicant: **RECKITT BENCKISER (BRANDS)** D303,175 S \* 9/1989 Wilson ..... D2/862  
**LIMITED**, Berkshire (GB) D382,911 S \* 8/1997 Magner ..... D20/22  
D543,592 S \* 5/2007 Singh ..... D21/377  
(72) Inventor: **Denis Wisse**, Chartres (FR) D672,919 S \* 12/2012 Campbell ..... D28/44.1  
2011/0202072 A1 \* 8/2011 Smith ..... A61K 8/02  
606/133  
(73) Assignee: **RECKITT BENCKISER (BRANDS)** 2012/0029530 A1 \* 2/2012 Gunstream ..... A45D 26/0019  
**LIMITED**, Slough, Berkshire (GB) 606/134

(Continued)

(\*\*) Term: **14 Years**

(21) Appl. No.: **29/521,316**

(22) Filed: **Mar. 23, 2015**

(30) **Foreign Application Priority Data**

Oct. 1, 2014 (EM) ..... 002549097-002  
Oct. 1, 2014 (EM) ..... 002549097-004

(51) **LOC (10) Cl.** ..... **28-03**

(52) **U.S. Cl.**  
USPC ..... **D28/44.1**

(58) **Field of Classification Search**  
USPC ..... D28/44-44.1; 606/133; 40/638; D20/22,  
D20/27, 40; D5/4, 7, 1-3, 56  
CPC ..... A45D 26/0014; A45D 26/0004; A45D  
26/0019; A45D 26/00; A45D 2200/1027;  
B31D 1/022; B31D 1/026; G09F  
2003/0264-2003/0269; A09F 3/10  
See application file for complete search history.

(56) **References Cited**

**U.S. PATENT DOCUMENTS**

2,377,774 A \* 6/1945 Gotham ..... A45D 26/00  
8/160  
2,425,696 A \* 8/1947 Herrmann ..... A45D 26/00  
606/134  
2,954,324 A \* 9/1960 Brummer ..... A61K 8/0208  
606/134

**FOREIGN PATENT DOCUMENTS**

WO WO 2012020245 A1 \* 2/2012 ..... A45D 26/0014

*Primary Examiner* — Jennifer Rivard

(74) *Attorney, Agent, or Firm* — Norris McLaughlin & Marcus PA

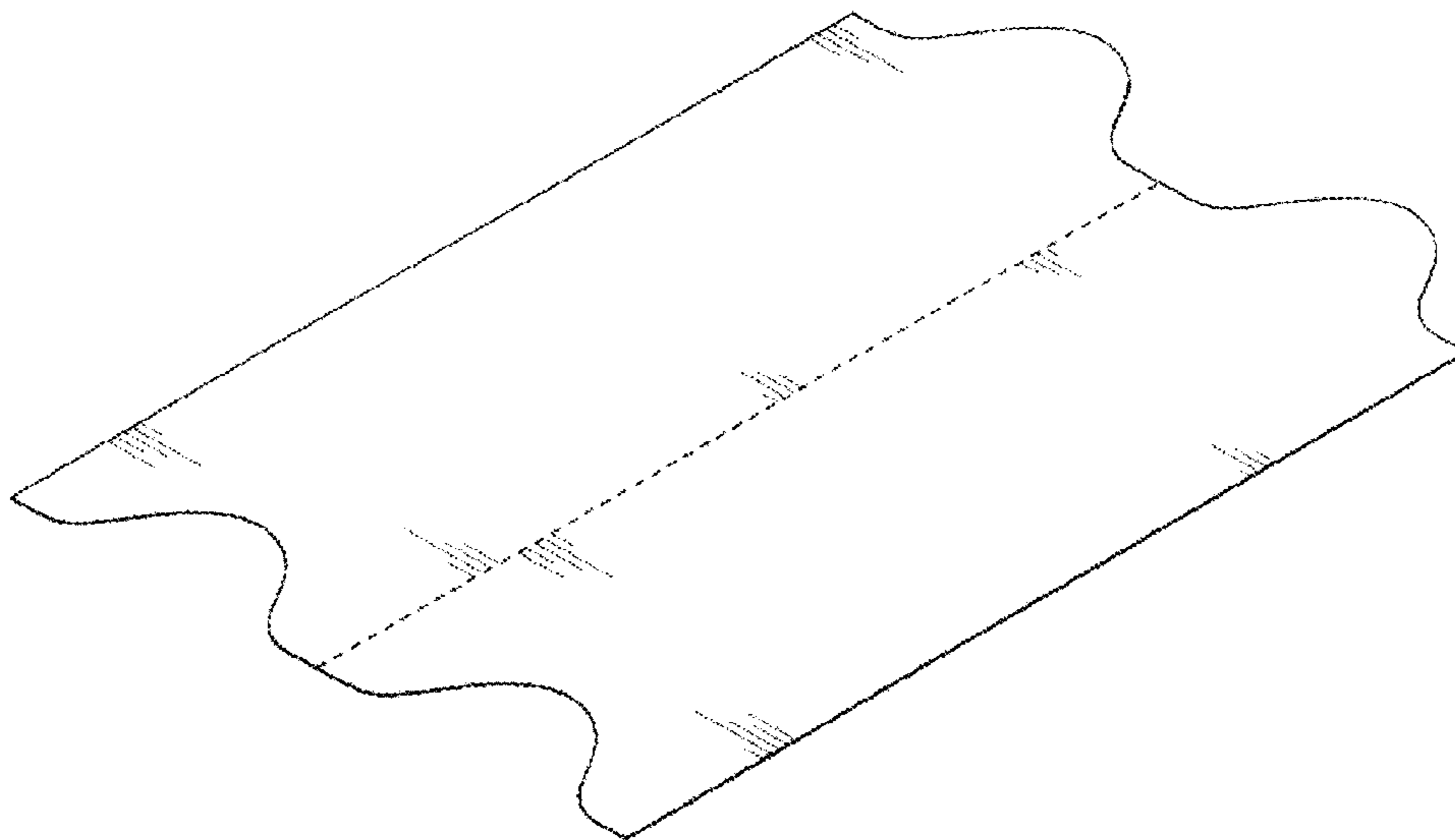
(57) **CLAIM**

The ornamental design for a depilatory device, as shown and described.

**DESCRIPTION**

FIG. 1 is a front and side perspective view of a first embodiment of my depilatory device;  
FIG. 2 is a front elevation view thereof;  
FIG. 3 is a rear elevation view thereof;  
FIG. 4 is a left side view thereof;  
FIG. 5 is a top plan view thereof;  
FIG. 6 is a front and right perspective view of a second embodiment of my depilatory device;  
FIG. 7 is a front elevation view thereof;  
FIG. 8 is a rear elevation view thereof;  
FIG. 9 is a left side view thereof; and,  
FIG. 10 is a top plan view thereof.  
The broken lines shown in FIGS. 6-8 illustrate perforations and form part of the claimed design.

**1 Claim, 10 Drawing Sheets**



(56)

**References Cited**

U.S. PATENT DOCUMENTS

2014/0350575 A1 \* 11/2014 DiSotto ..... A45D 26/0014  
606/134

\* cited by examiner

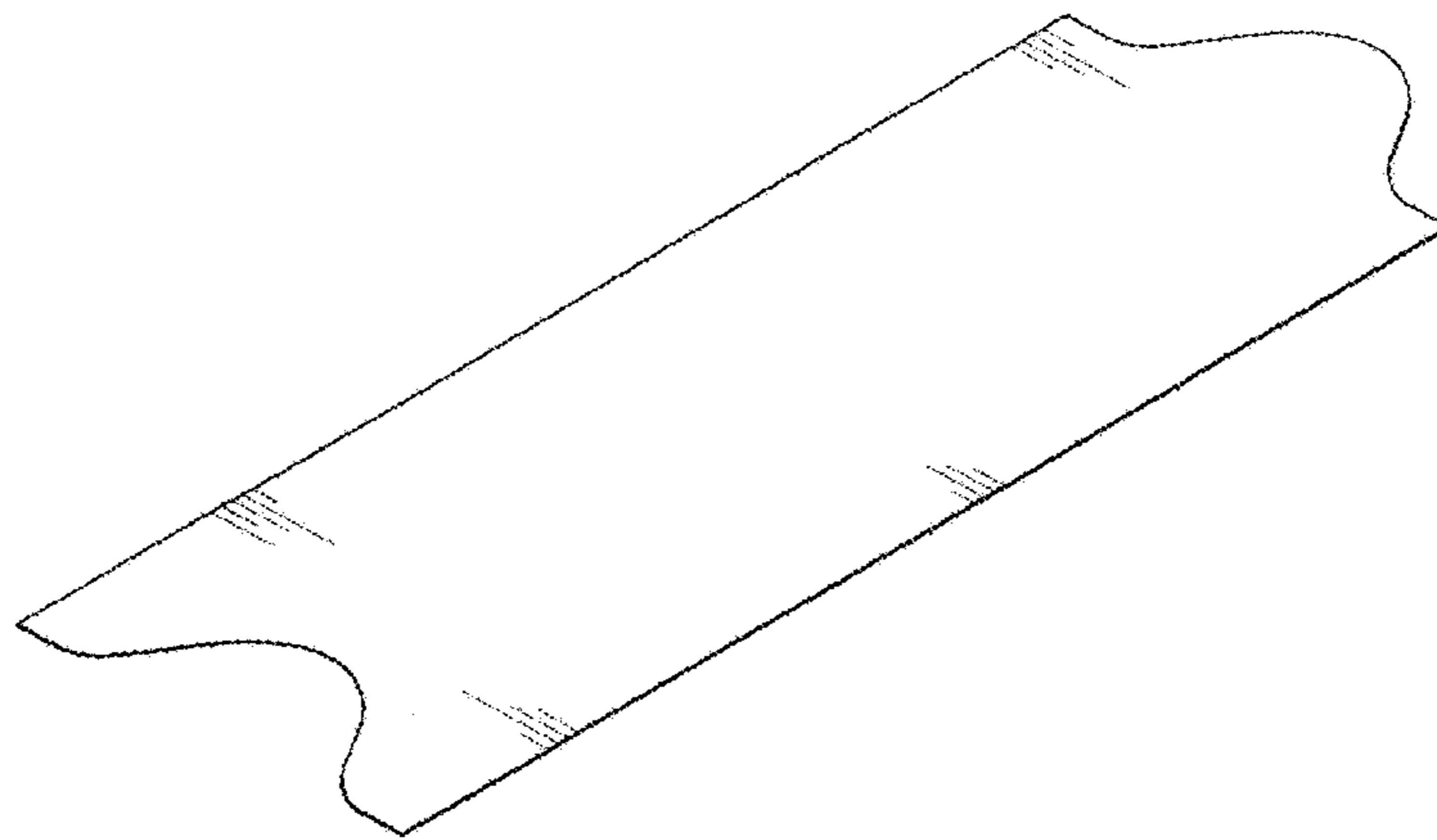


Fig. 1




Fig. 2




Fig. 3



Fig. 4



Fig. 5

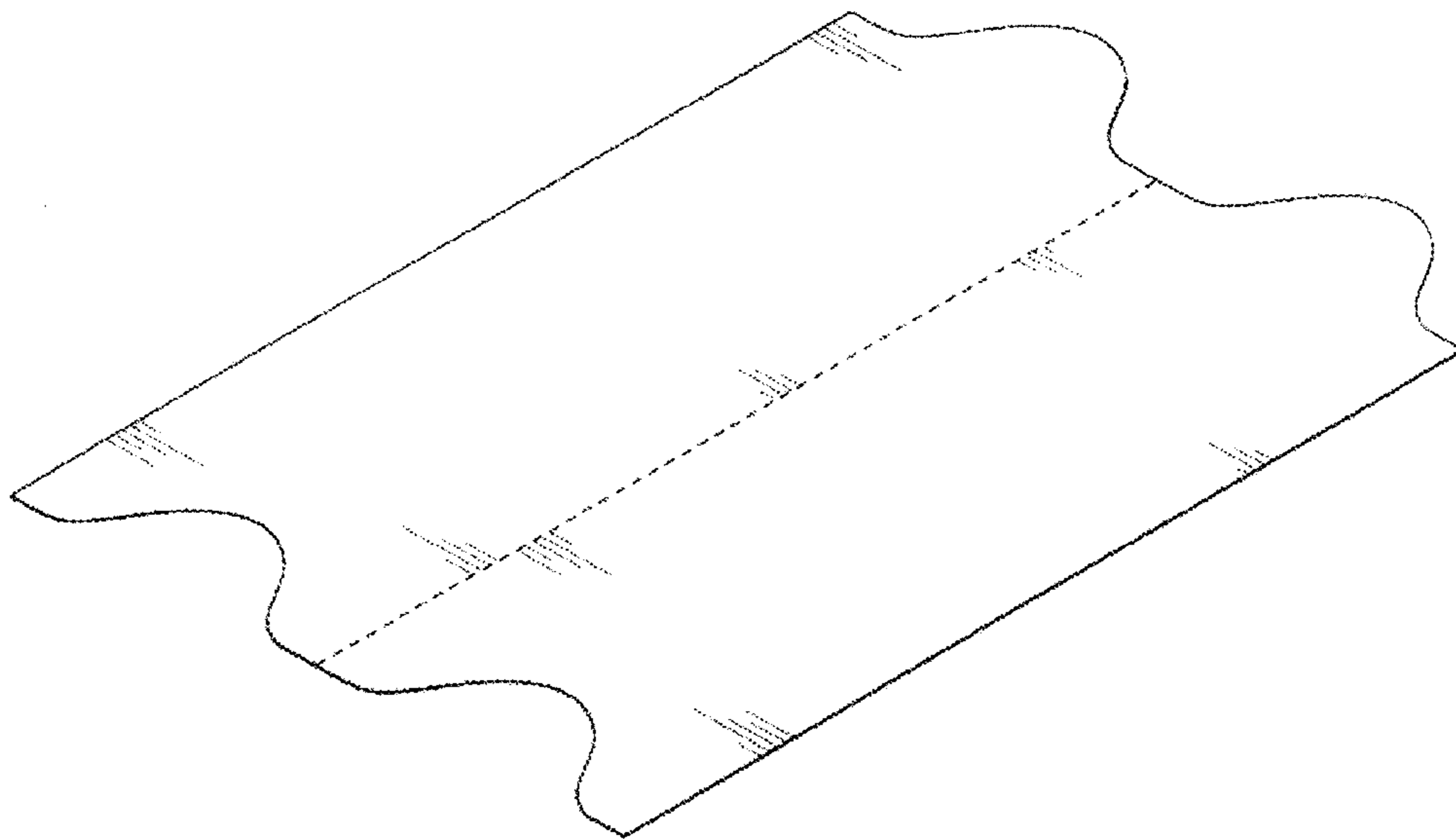


Fig. 6






Fig. 7

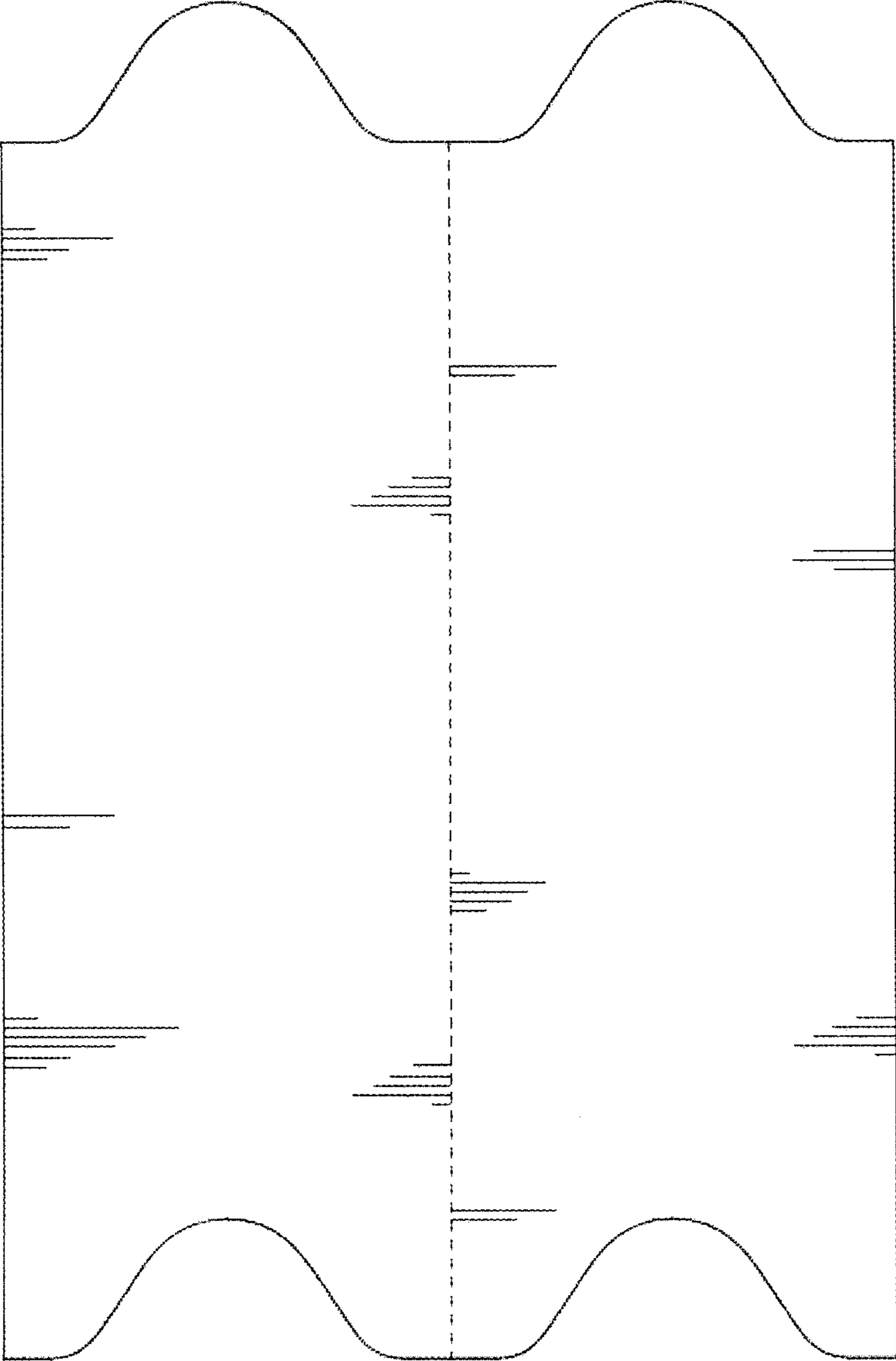


Fig. 8



Fig. 9

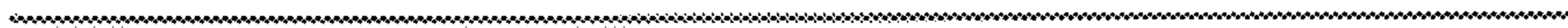


Fig. 10