



US00D782726S

(12) **United States Design Patent**  
**Thompson**

(10) **Patent No.:** **US D782,726 S**

(45) **Date of Patent:** **\*\* Mar. 28, 2017**

(54) **FLOOR LAMP**

2018/1807; F21S 6/002; F21S 6/003;  
F21S 6/005; F21V 21/06

See application file for complete search history.

(71) Applicant: **Mahdi Thompson**, Westfield, IN (US)

(56) **References Cited**

(72) Inventor: **Mahdi Thompson**, Westfield, IN (US)

U.S. PATENT DOCUMENTS

(\*\*) Term: **15 Years**

D557,855 S	*	12/2007	Schrade .....	D26/106
D674,958 S	*	1/2013	Ng .....	D26/106
D690,874 S	*	10/2013	Waldemeyer .....	D26/106
D774,658 S	*	12/2016	Andersen .....	D24/210

(21) Appl. No.: **29/549,715**

\* cited by examiner

(22) Filed: **Dec. 28, 2015**

*Primary Examiner* — Brian N Vinson

(51) **LOC (10) Cl.** ..... **26-03**

(74) *Attorney, Agent, or Firm* — C. John Brannon;  
Brannon Sowers & Cracraft PC

(52) **U.S. Cl.**

(57) **CLAIM**

USPC ..... **D26/93**

The ornamental design for a floor lamp, as shown and described.

(58) **Field of Classification Search**

**DESCRIPTION**

USPC ..... D26/24, 93, 104, 105, 110, 112

FIG. 1 is a front perspective view of a floor lamp showing my new design.

CPC ..... A61N 5/0616; A61N 5/0618; A61N

FIG. 2 is a left side elevation view thereof;

2005/0652; A61N 2005/0654; A61N

FIG. 3 is a top plan view thereof;

2005/0642; A61N 2005/0644; A61N

FIG. 4 is a front elevation view thereof;

2005/0636; A61N 2005/0626; A61N

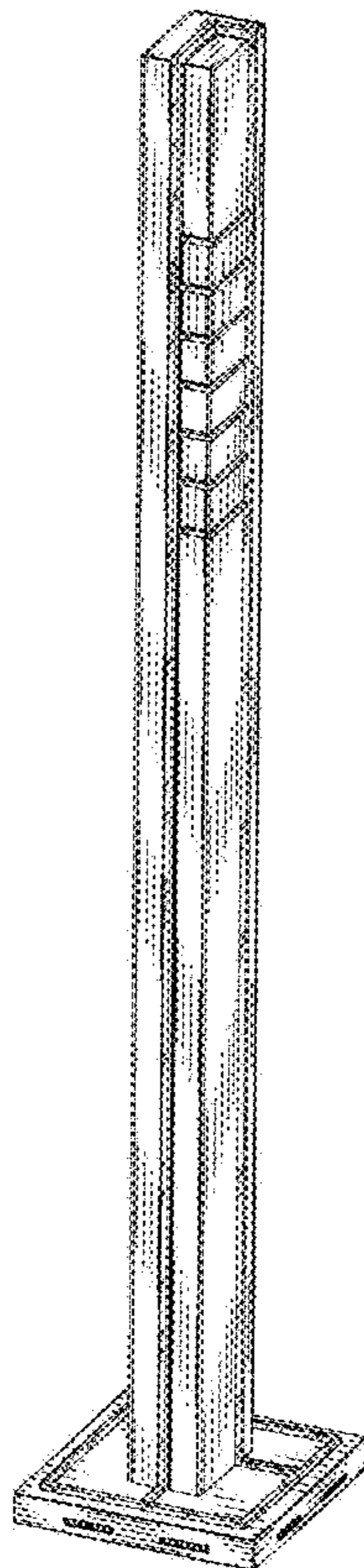
FIG. 5 is a rear elevation view thereof;

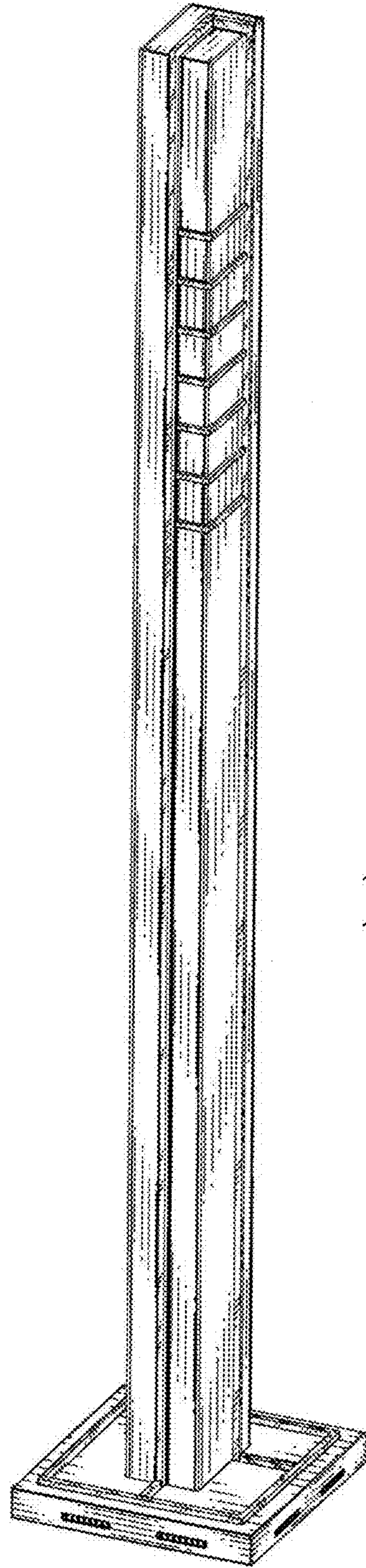
2005/0627; A61B 2018/00452; A61B

FIG. 6 is a right side elevation view thereof; and,

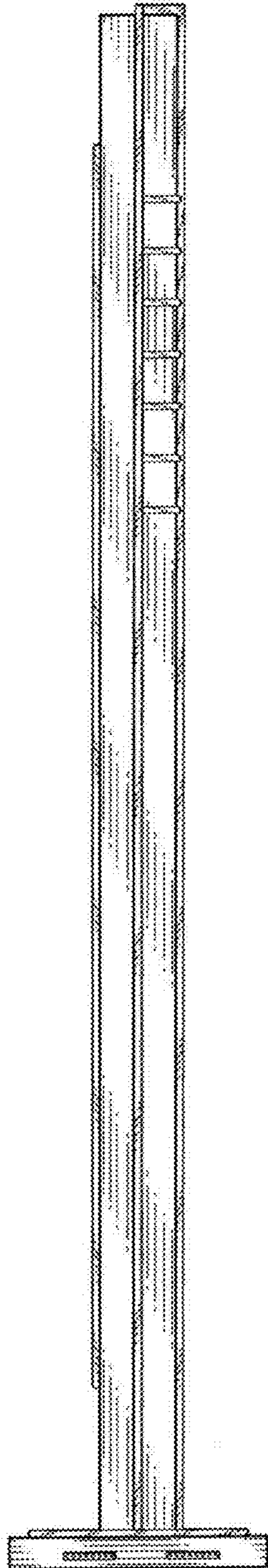
FIG. 7 is a rear perspective view thereof.

**1 Claim, 7 Drawing Sheets**



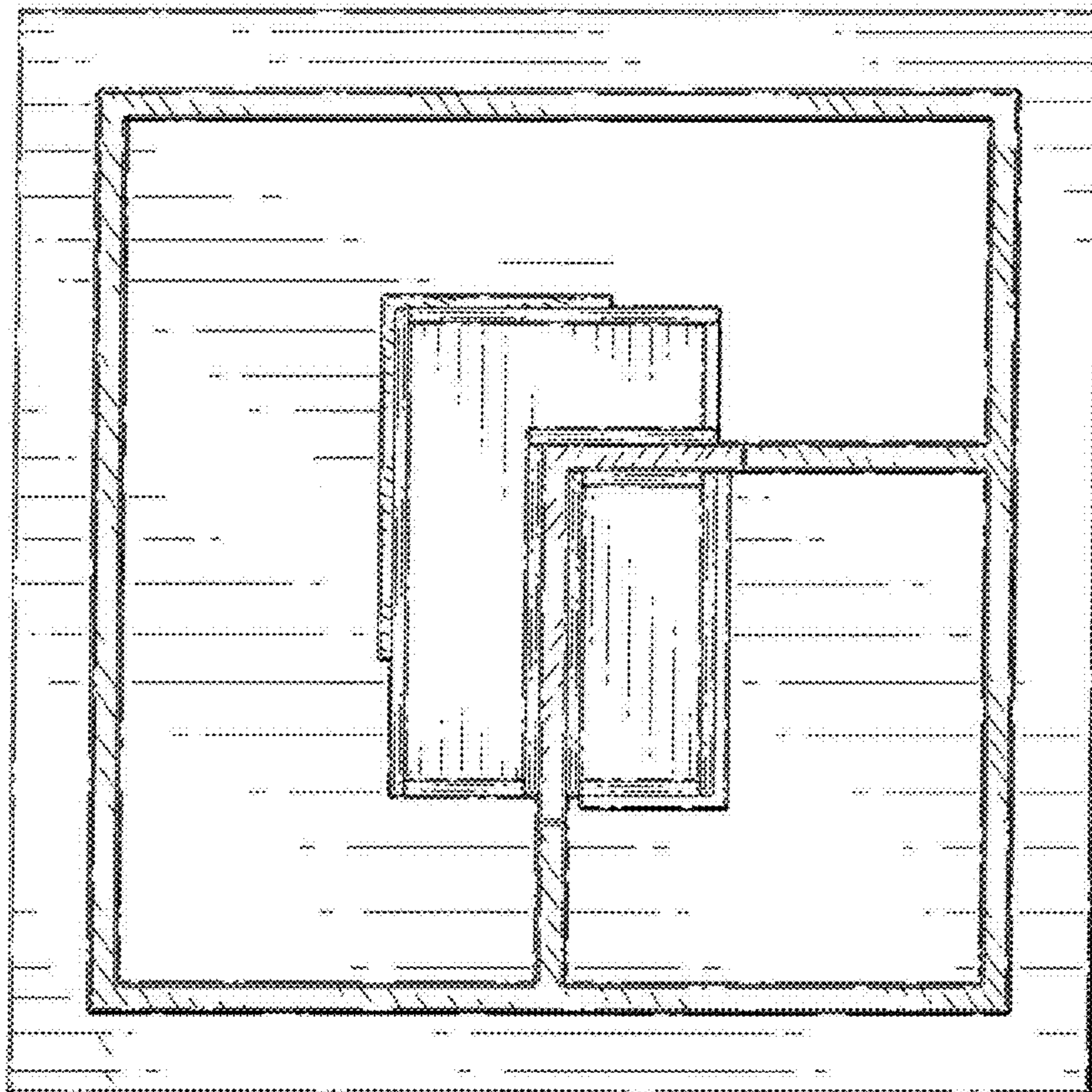


**Fig. 1**

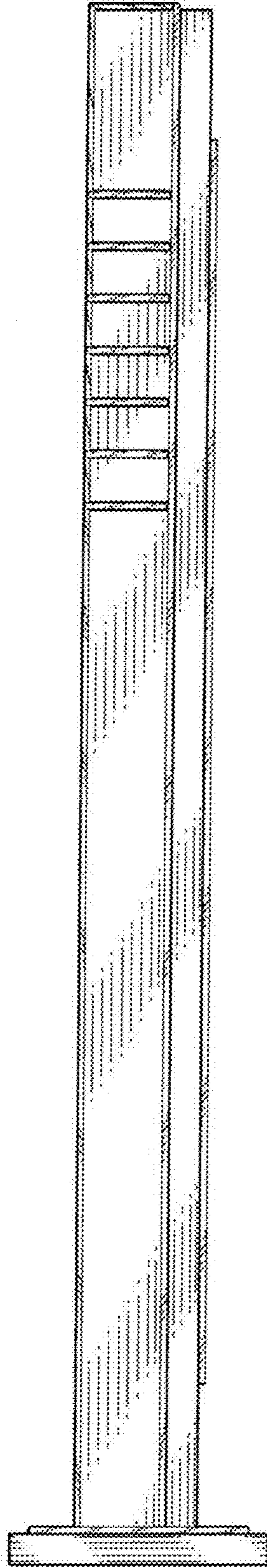


**Fig. 2**

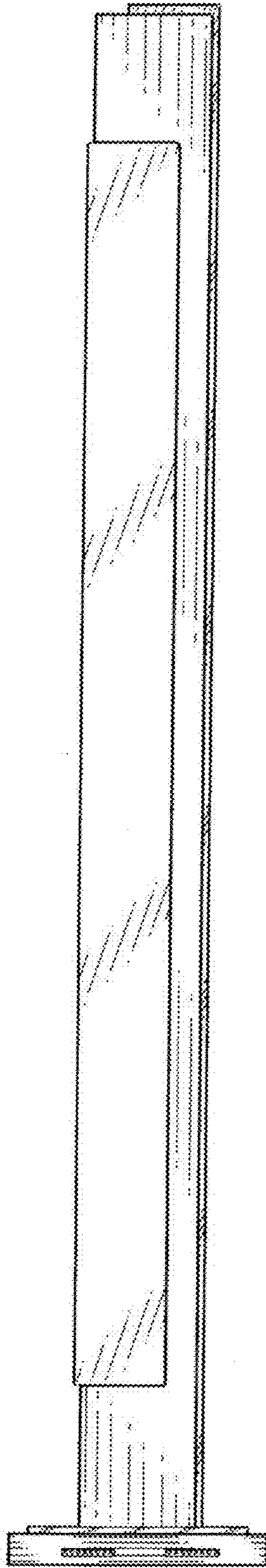




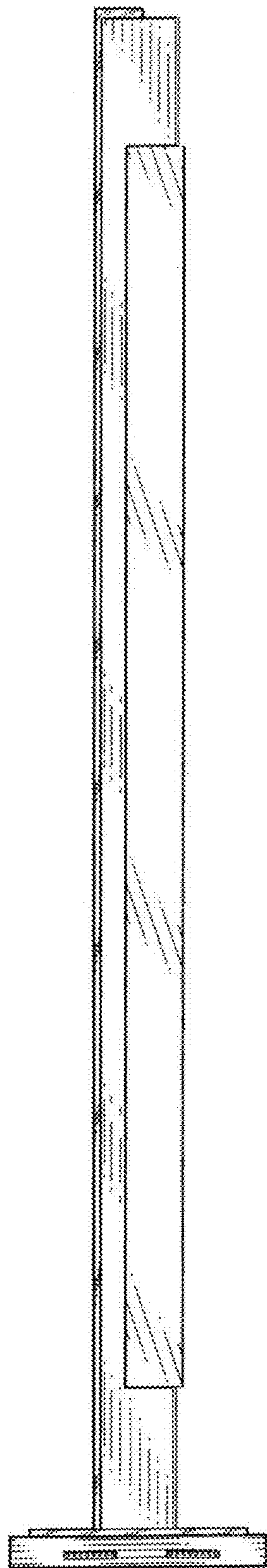
**Fig. 3**



**Fig. 4**

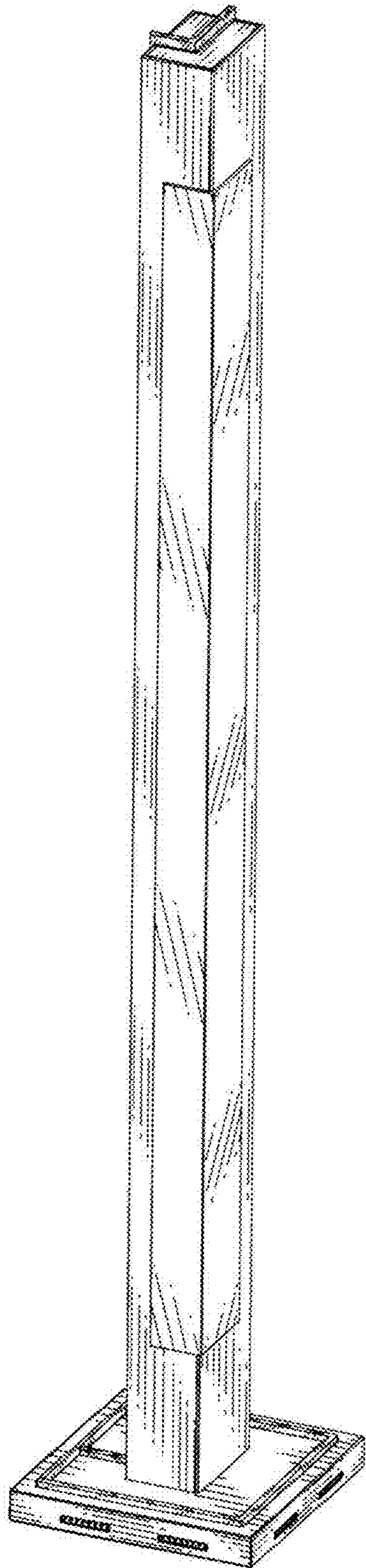


**Fig. 5**



**Fig. 6**





**Fig. 7**