



US00D782725S

(12) **United States Design Patent**  
**Kinnune et al.**

(10) **Patent No.:** **US D782,725 S**  
(45) **Date of Patent:** **\*\* Mar. 28, 2017**

(54) **LUMINAIRE**

(71) Applicant: **Cree, Inc.**, Durham, NC (US)

(72) Inventors: **Brian Kinnune**, Racine, WI (US);  
**David P. Goelz**, Milwaukee, WI (US);  
**Kurt S. Wilcox**, Libertyville, IL (US);  
**Andrew Dan Bendtsen**, Milwaukee,  
WI (US); **Sandeep Pawar**, Elmhurst, IL  
(US)

(73) Assignee: **Cree, Inc.**, Durham, NC (US)

(\*\*) Term: **14 Years**

(21) Appl. No.: **29/517,163**

(22) Filed: **Feb. 10, 2015**

(51) **LOC (10) Cl.** ..... **26-03**

(52) **U.S. Cl.**  
USPC ..... **D26/92**; D26/71

(58) **Field of Classification Search**  
USPC ..... D26/67-72, 92  
CPC .. F21S 8/033; F21S 8/036; F21S 8/085; F21S  
8/086; F21S 8/088; F21S 9/03; F21S  
9/032; F21S 9/035; F21S 9/037; F21W  
2131/103; F21W 2131/107  
See application file for complete search history.

(56) **References Cited**

**U.S. PATENT DOCUMENTS**

D545,988 S \* 7/2007 Goetz-Schaefer ..... D26/71  
D609,383 S \* 2/2010 Chang ..... D26/71  
D636,518 S \* 4/2011 Nevins ..... D26/71  
D649,694 S \* 11/2011 Kong ..... D26/142  
8,057,078 B1 \* 11/2011 Ko ..... F21S 8/088  
116/173  
D653,374 S \* 1/2012 Ham ..... D26/71

D693,511 S \* 11/2013 Larsen ..... D26/71  
D693,512 S \* 11/2013 Larsen ..... D26/71  
D694,449 S \* 11/2013 Walker ..... D26/63  
8,628,217 B2 \* 1/2014 Moshtagh ..... F21V 29/004  
362/267  
8,632,209 B2 \* 1/2014 Graeber ..... F21S 8/086  
362/231  
8,770,797 B2 \* 7/2014 Wang ..... F21V 15/011  
362/153

(Continued)

*Primary Examiner* — Clare E Heflin

(74) *Attorney, Agent, or Firm* — McCracken & Gillen  
LLC

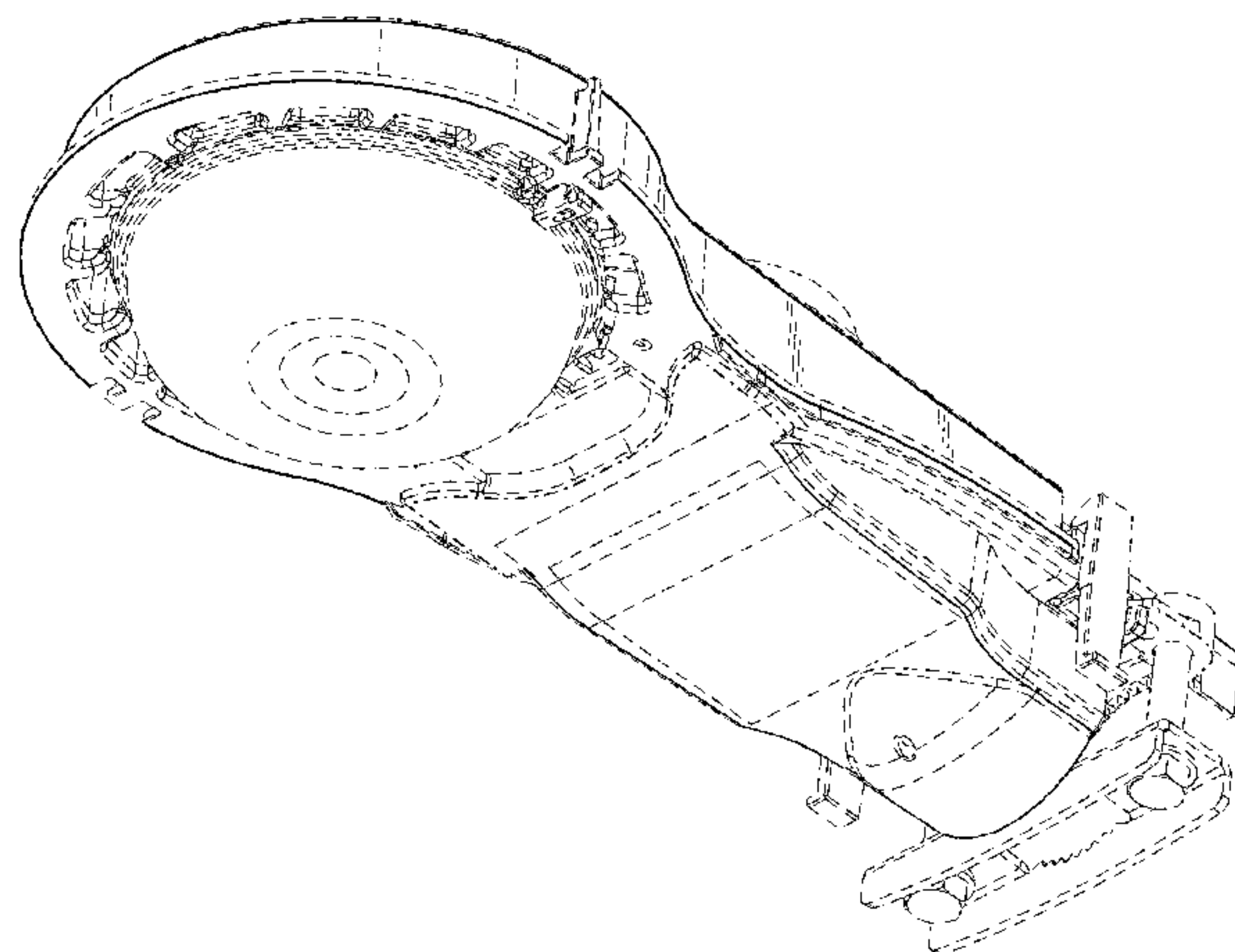
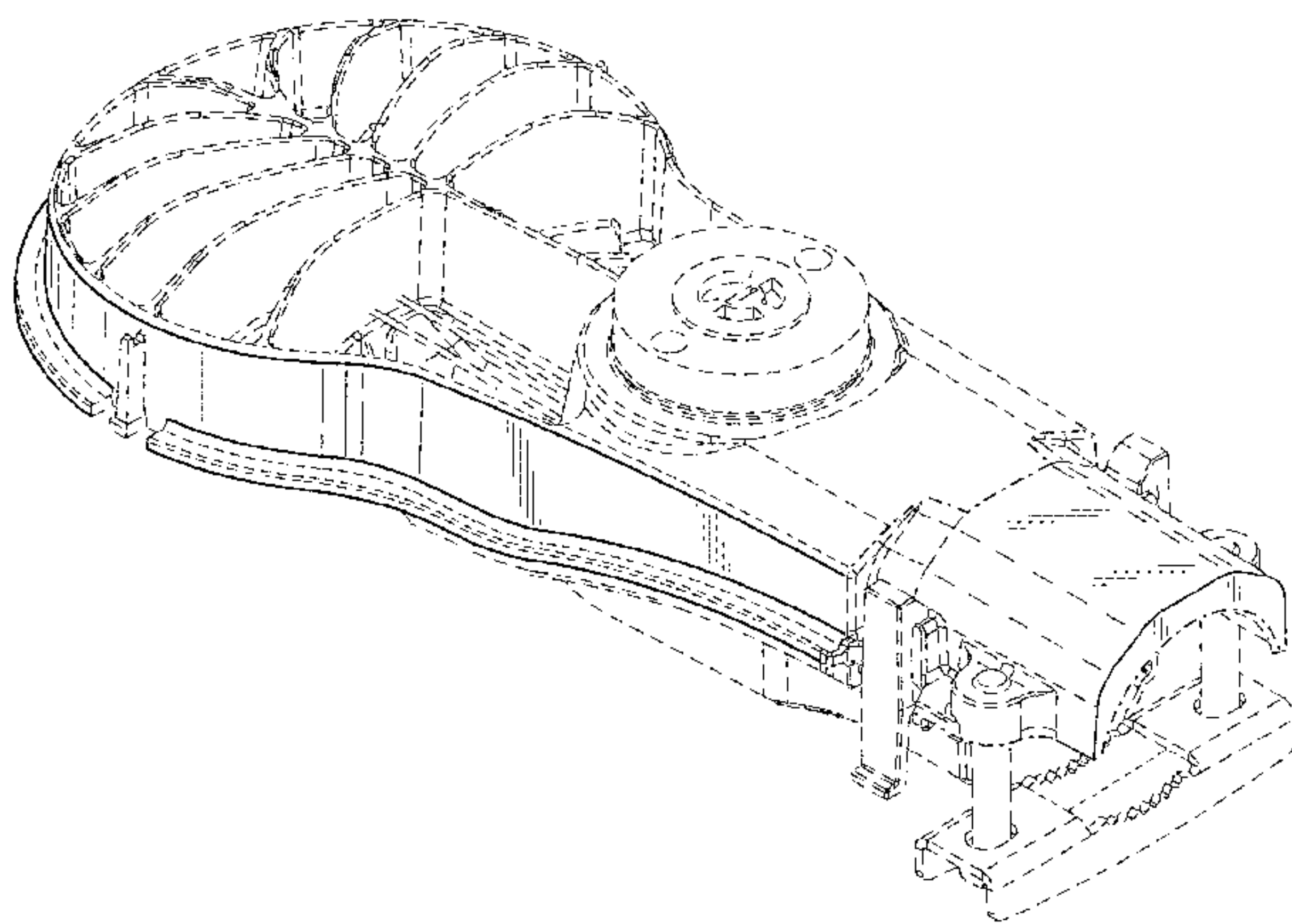
(57) **CLAIM**

The ornamental design for a luminaire, as shown and  
described.

**DESCRIPTION**

FIG. 1 is a top isometric view of an ornamental design for  
a luminaire;  
FIG. 2 is a bottom isometric view of the luminaire of FIG.  
1;  
FIG. 3 is a top plan view of the luminaire of FIG. 1;  
FIG. 4 is a right side elevational view of the luminaire of  
FIG. 1;  
FIG. 5 is a front elevational view of the luminaire of FIG. 1;  
FIG. 6 is a back elevational view of the luminaire of FIG. 1;  
FIG. 7 is a left side elevational view of the luminaire of FIG.  
1; and,  
FIG. 8 is a bottom plan view of the luminaire of FIG. 1.  
The broken lines (where present) in all FIGS. illustrate  
portions of the luminaire that form no part of the claimed  
design. The dash-dot lines (where present) are for the  
purpose of defining the bounds of the claimed design and  
form no part of the claimed design.

**1 Claim, 6 Drawing Sheets**



(56)

**References Cited**

U.S. PATENT DOCUMENTS

8,820,959 B2 *	9/2014	Nevins .....	F21V 23/04 362/230
9,028,087 B2 *	5/2015	Wilcox .....	F21V 29/83 362/101
9,028,096 B2 *	5/2015	Verdes .....	F21V 29/004 362/238

\* cited by examiner

FIG. 1

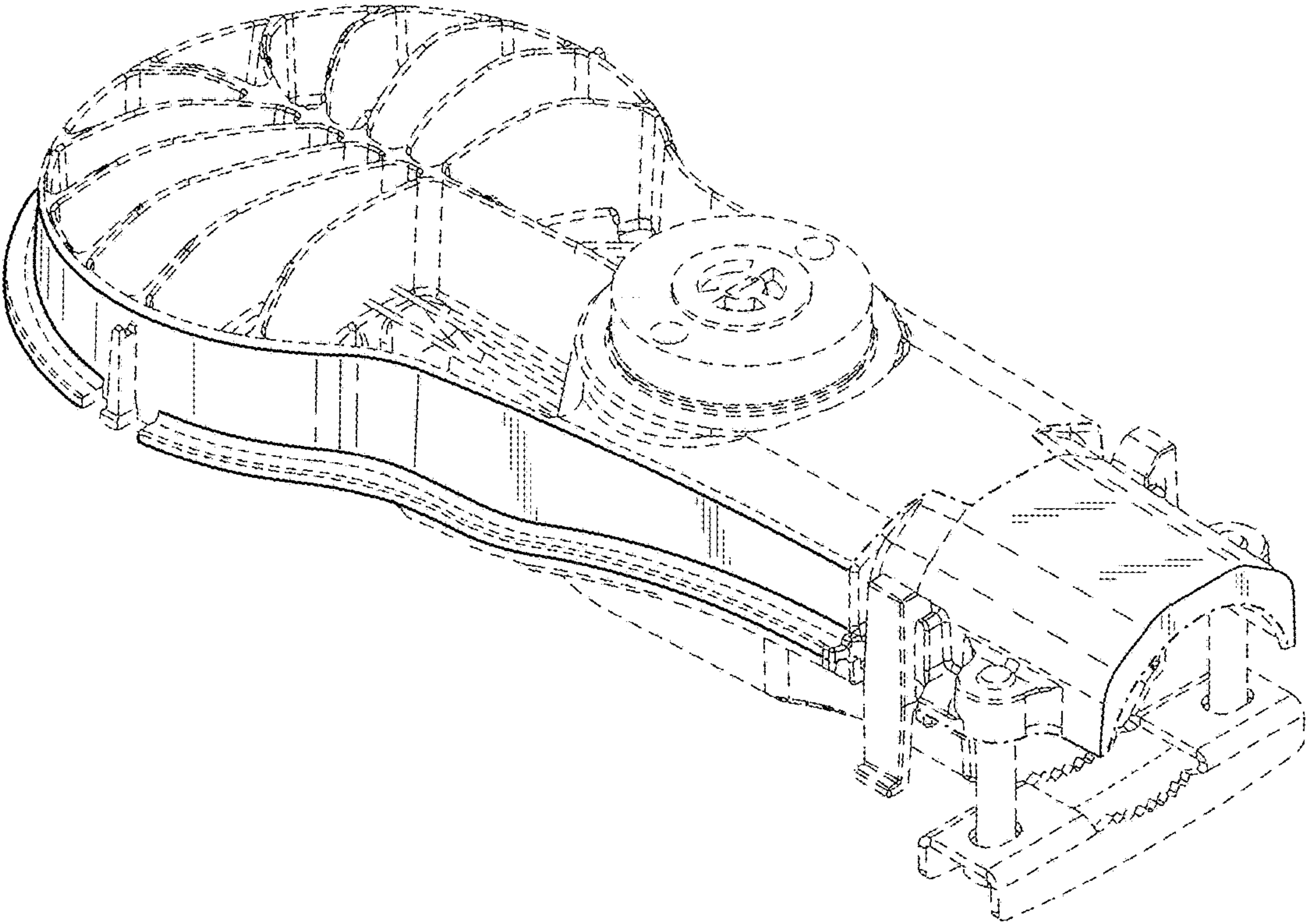


FIG. 2

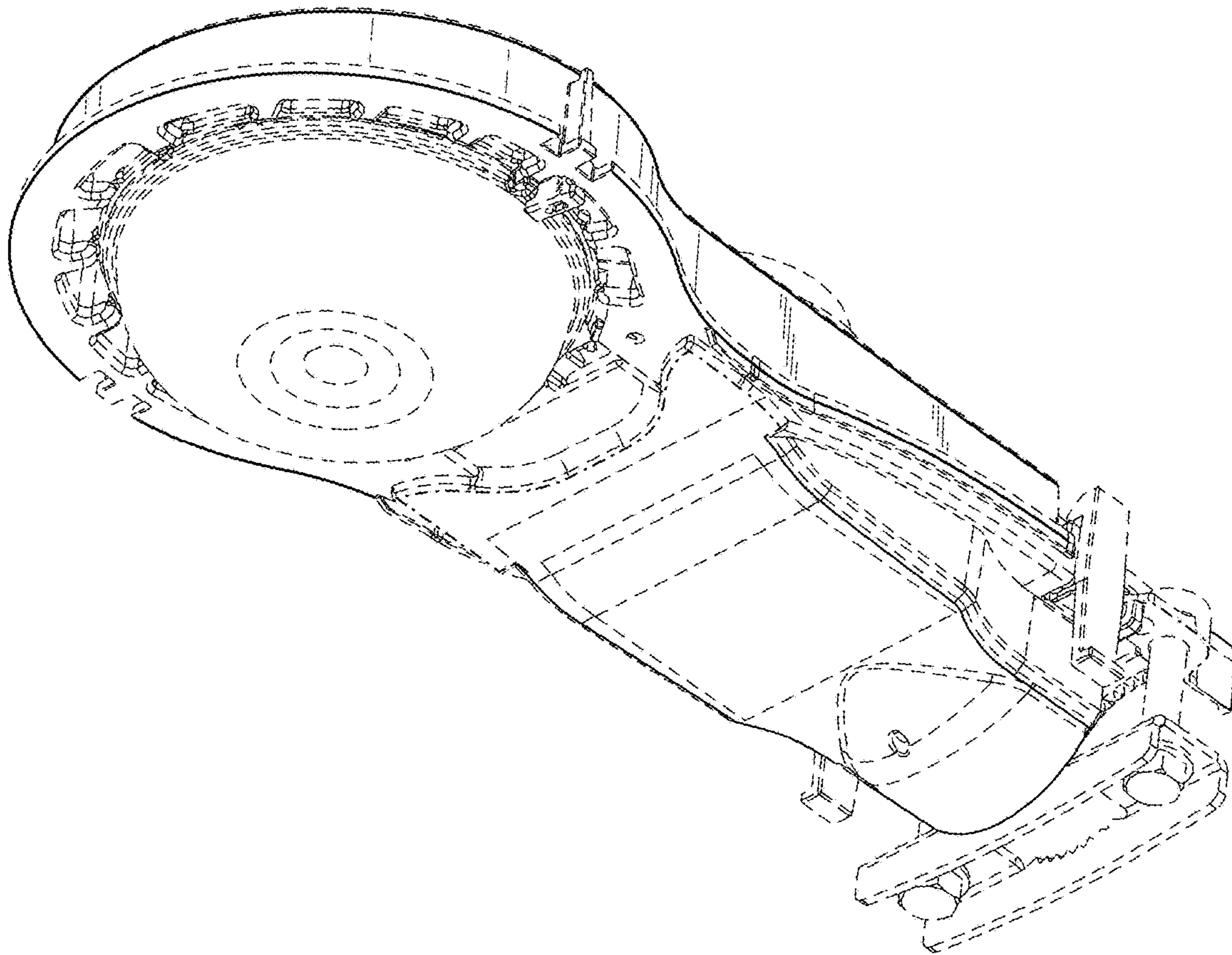




FIG. 3

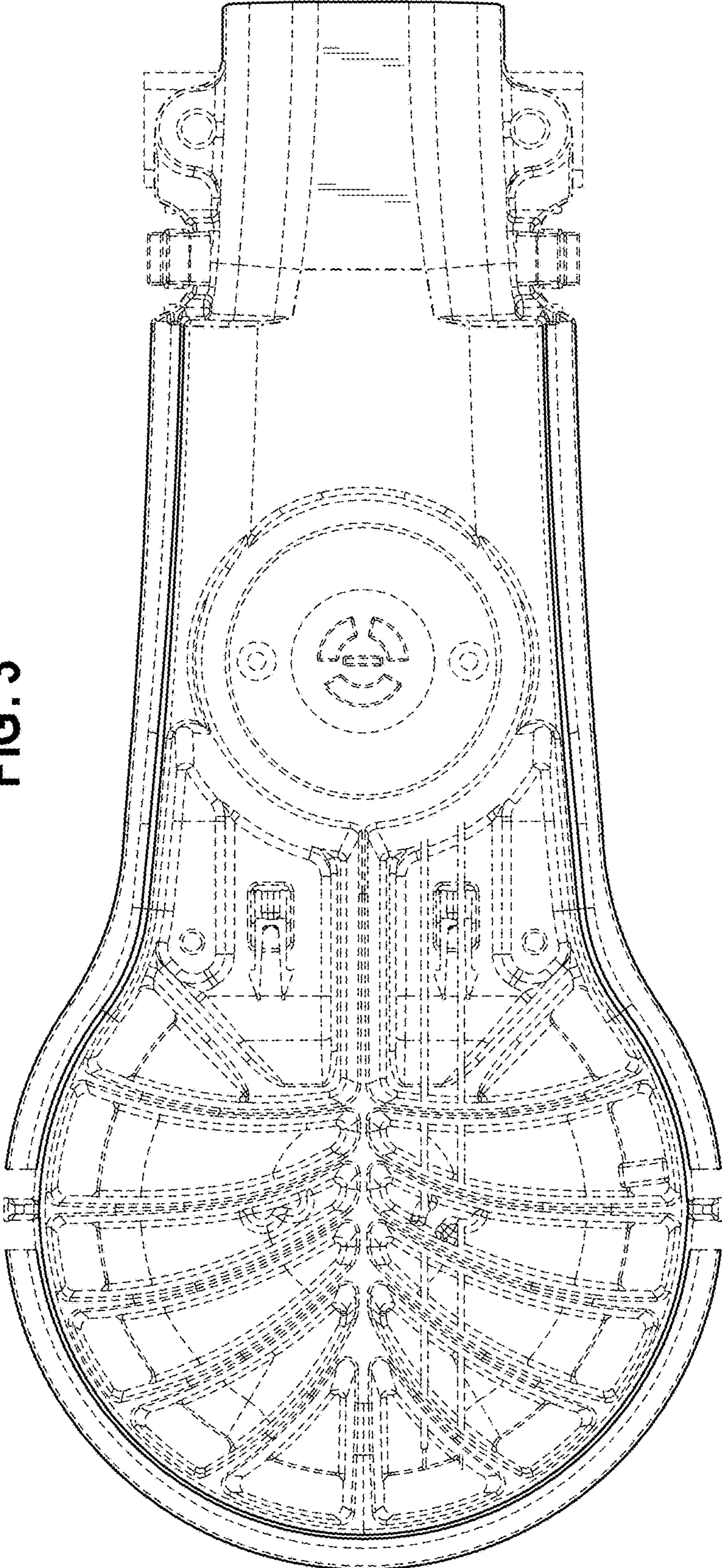


FIG. 4

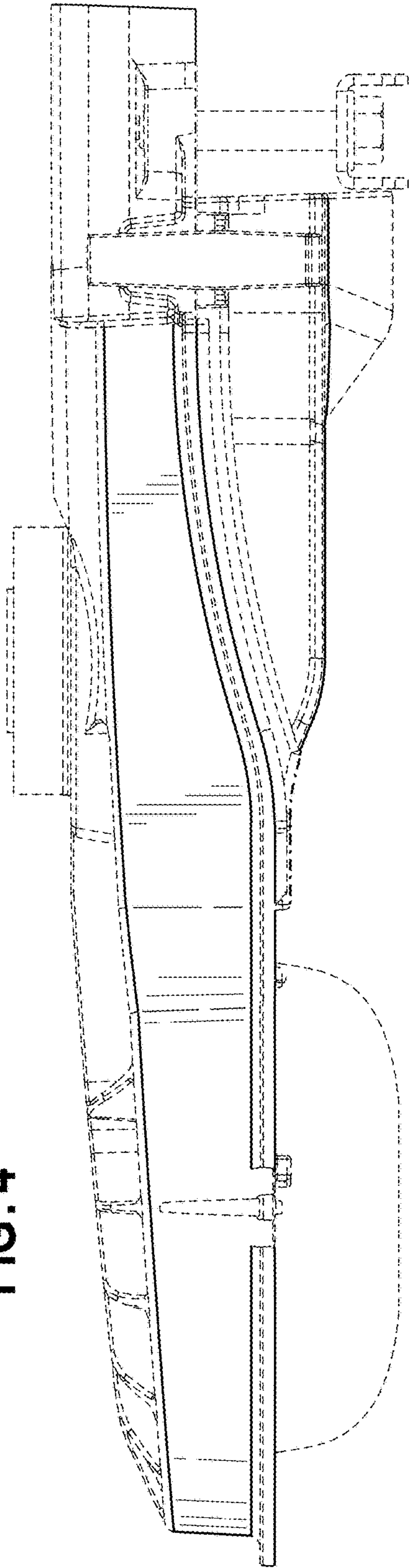


FIG. 5

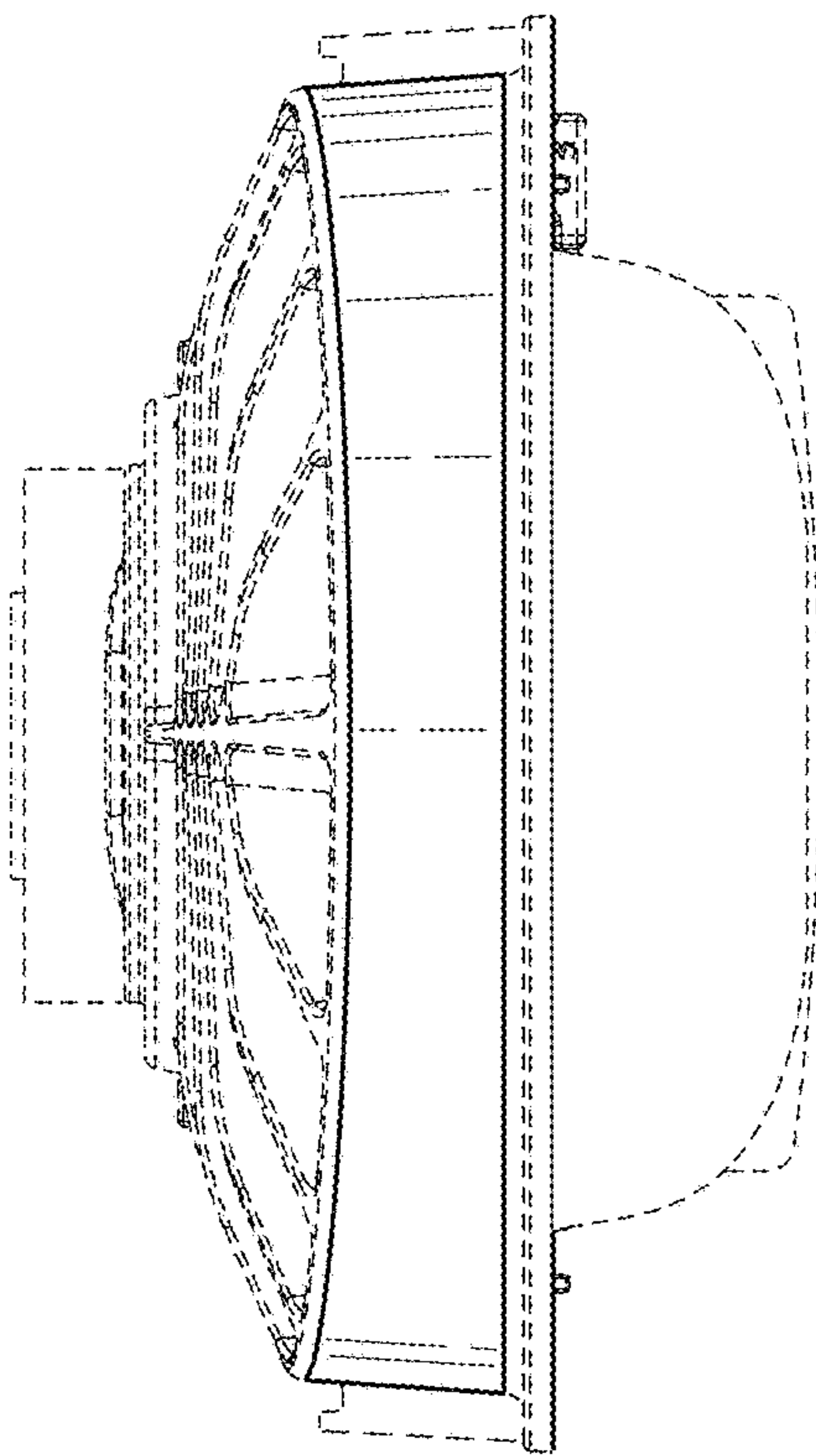


FIG. 6

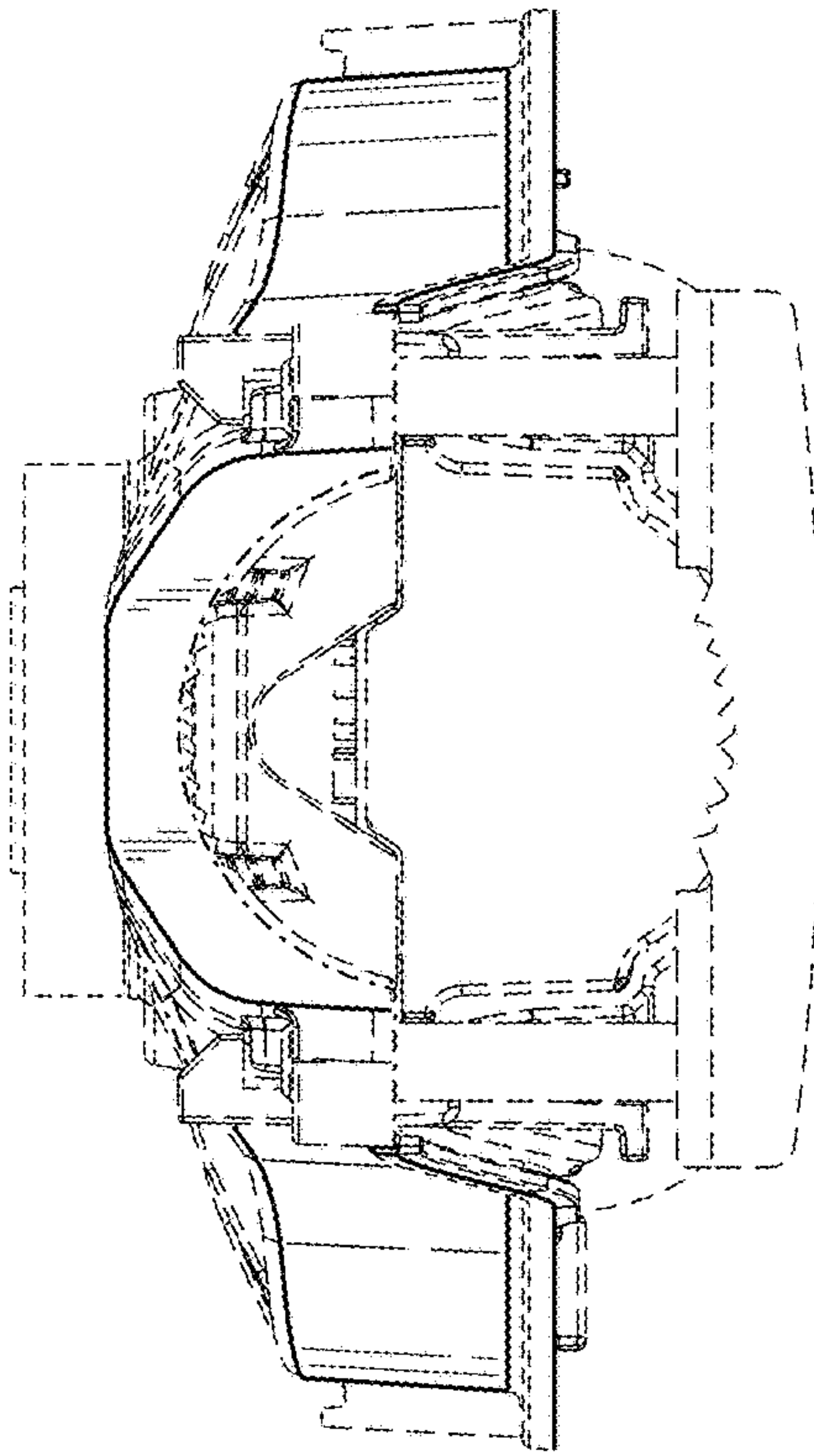


FIG. 7

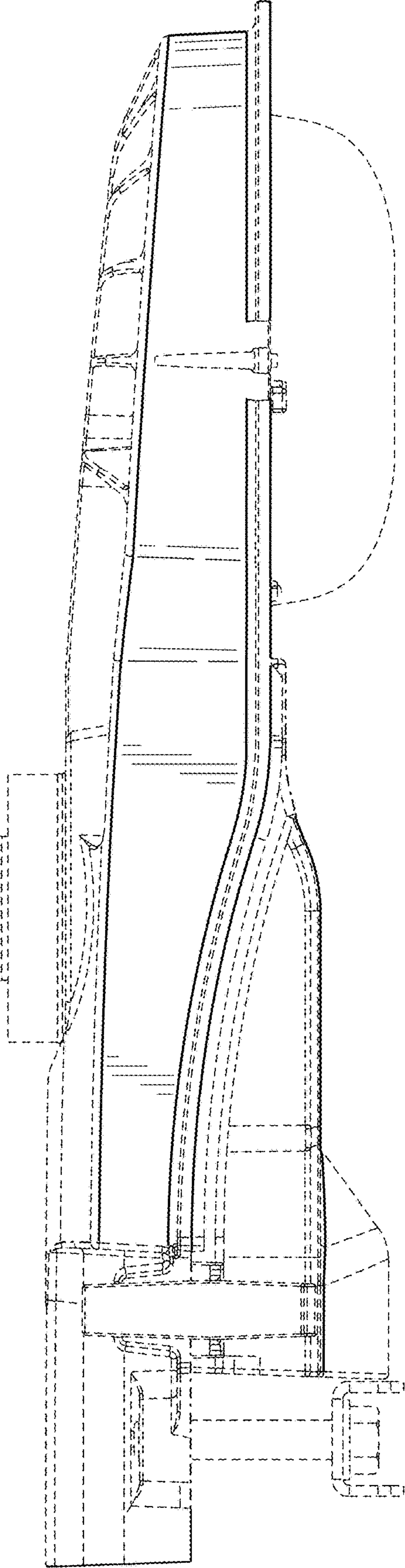




FIG. 8

