



US00D782708S

(12) **United States Design Patent**
Key et al.

(10) **Patent No.:** **US D782,708 S**

(45) **Date of Patent:** **** Mar. 28, 2017**

(54) **BASE FOR A SAFETY RAIL**
(71) Applicant: **DELTA PREVENTION**, Chambly (CA)
(72) Inventors: **Serge Key**, Beloeil (CA); **Alex Lajoie**, St-Damase (CA); **Sebastien Cossette**, Laval (CA); **Jacques Desbiens**, Montreal (CA)

6,902,153 B1 6/2005 Kenton
D513,536 S * 1/2006 Walker D25/133
D571,486 S * 6/2008 Miller D25/133
7,516,816 B2 4/2009 Higgs
D597,685 S * 8/2009 Gibson D25/68
7,571,898 B2 8/2009 Higgs
D627,487 S * 11/2010 Lopez D25/68
9,004,439 B2 * 4/2015 Gross E04H 12/2261
248/507
D742,210 S * 11/2015 Carrubba D8/382
D766,463 S * 9/2016 Moss D25/68
2015/0041744 A1 2/2015 Higgs

(73) Assignee: **DELTA PREVENTION**, Chambly (CA)

FOREIGN PATENT DOCUMENTS

(**) Term: **15 Years**

GB 2500451 B 9/2013

(21) Appl. No.: **29/545,004**

* cited by examiner

(22) Filed: **Nov. 9, 2015**

Primary Examiner — Brandon M Rosati

Assistant Examiner — Samantha Q Lawrence

(30) **Foreign Application Priority Data**

(74) *Attorney, Agent, or Firm* — Gwendoline Bruneau

May 29, 2015 (CA) 162630

(57) **CLAIM**

The ornamental design for a base for a safety rail, as shown and described.

(51) **LOC (10) Cl.** **25-01**

(52) **U.S. Cl.**
USPC **D25/133**

DESCRIPTION

(58) **Field of Classification Search**
USPC D25/133; 256/65.01, 73; 182/45, 113
See application file for complete search history.

FIG. 1 is a perspective view of a base for a safety rail;

FIG. 2 is a top view thereof;

FIG. 3 is a first side view thereof;

FIG. 4 is a second side thereof; and,

FIG. 5 is a bottom view thereof.

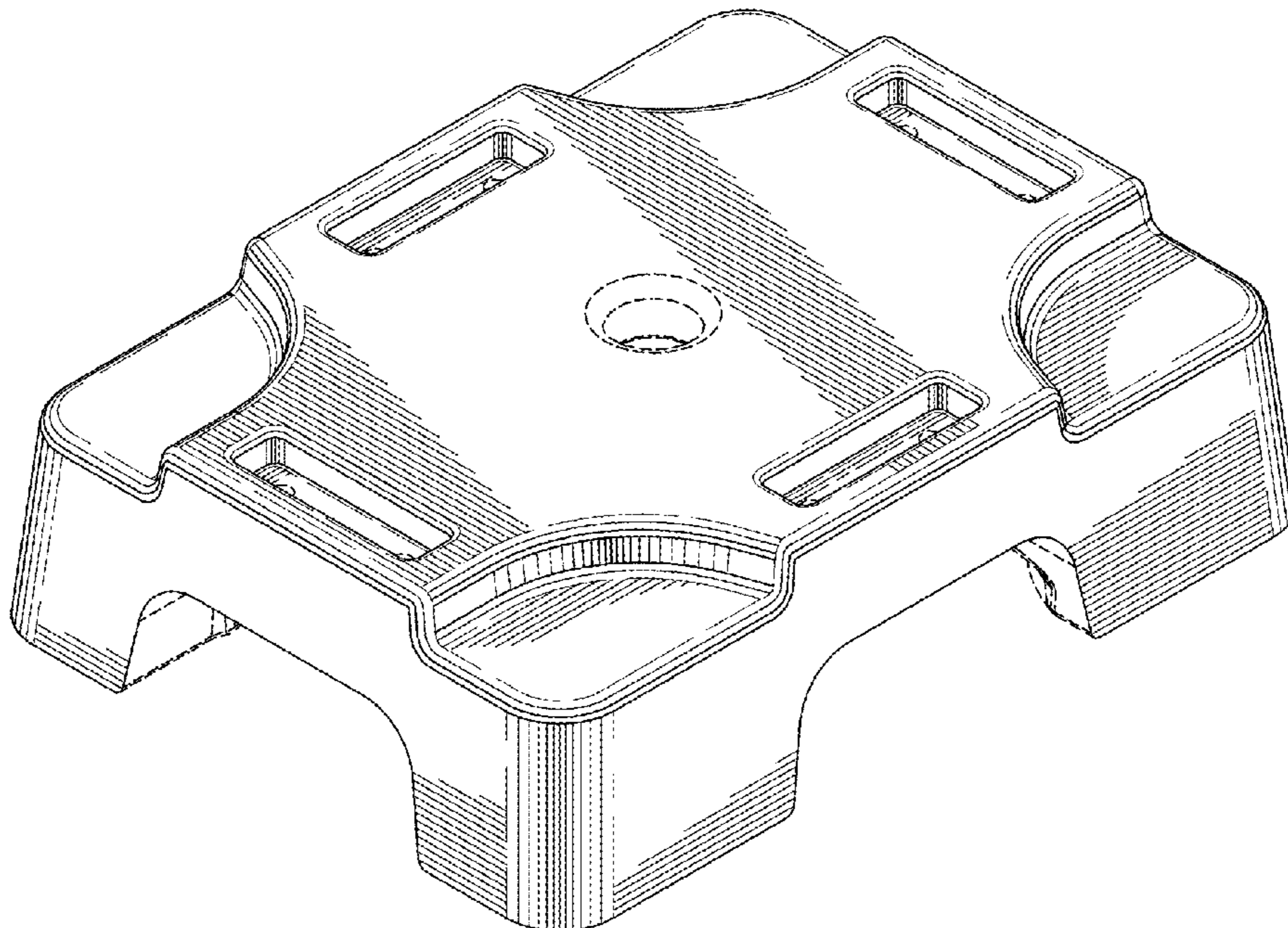
The broken lines shown in FIGS. 1-5 illustrate portions of the base for a safety rail that form no part of the claimed design.

(56) **References Cited**

U.S. PATENT DOCUMENTS

D392,753 S * 3/1998 Kohlberger D25/133
6,554,257 B1 4/2003 Kenton
6,845,970 B1 1/2005 Kenton

1 Claim, 3 Drawing Sheets



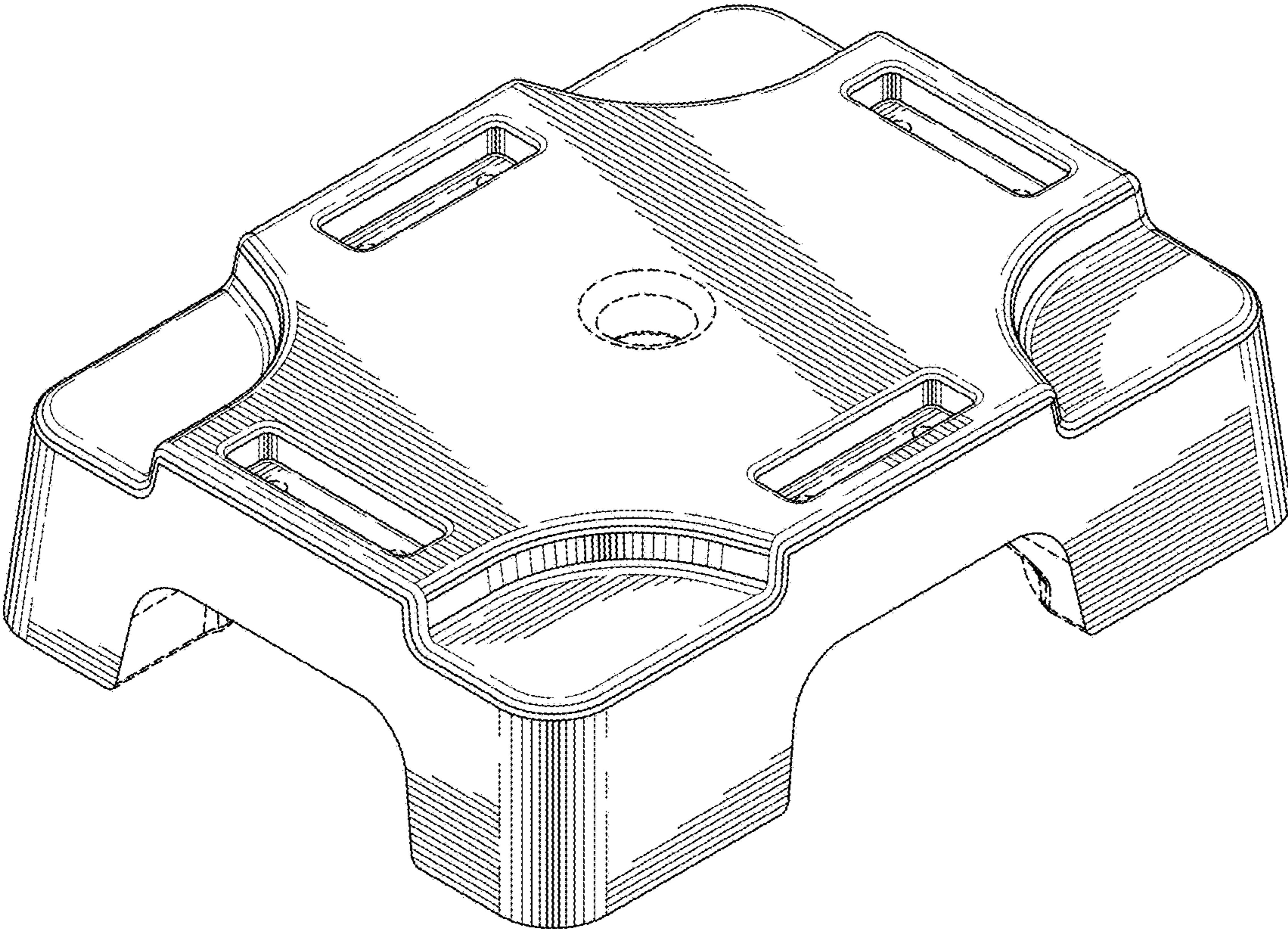


FIG. 1

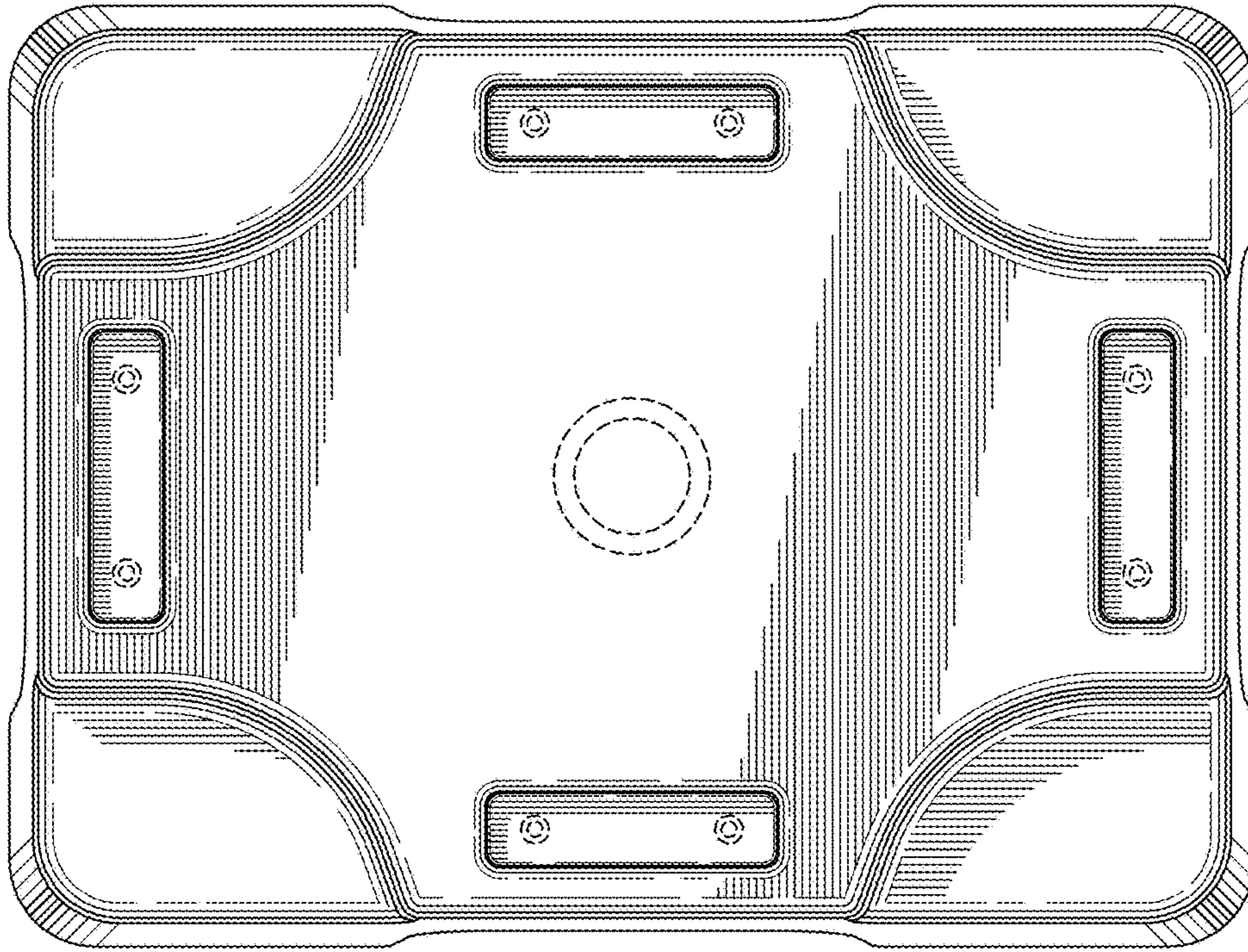


FIG. 2

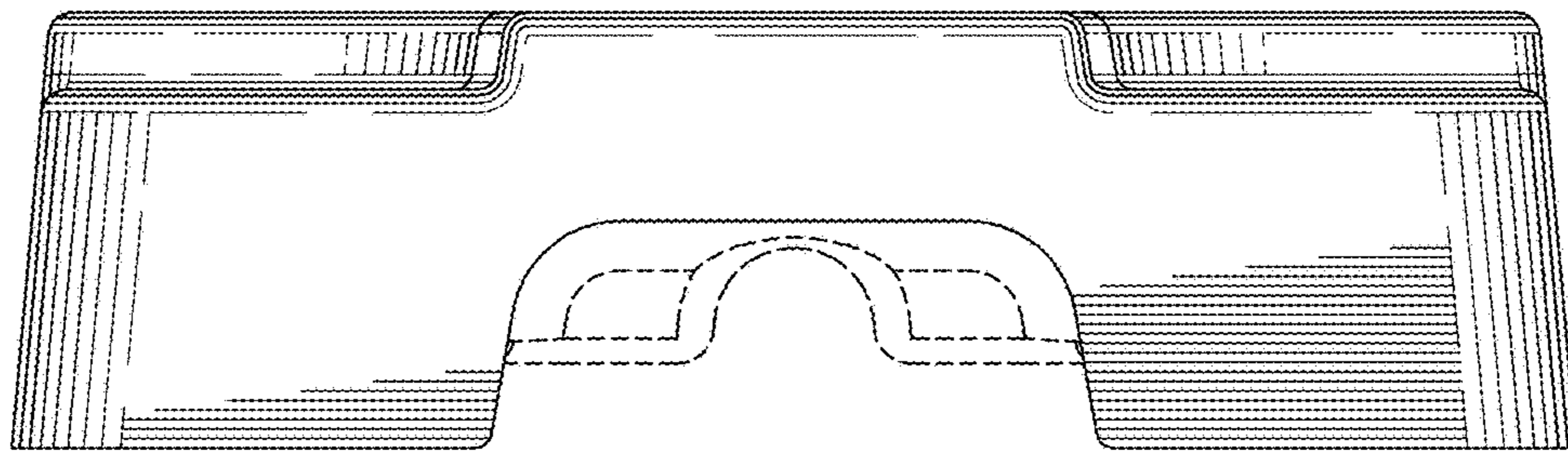


FIG. 3

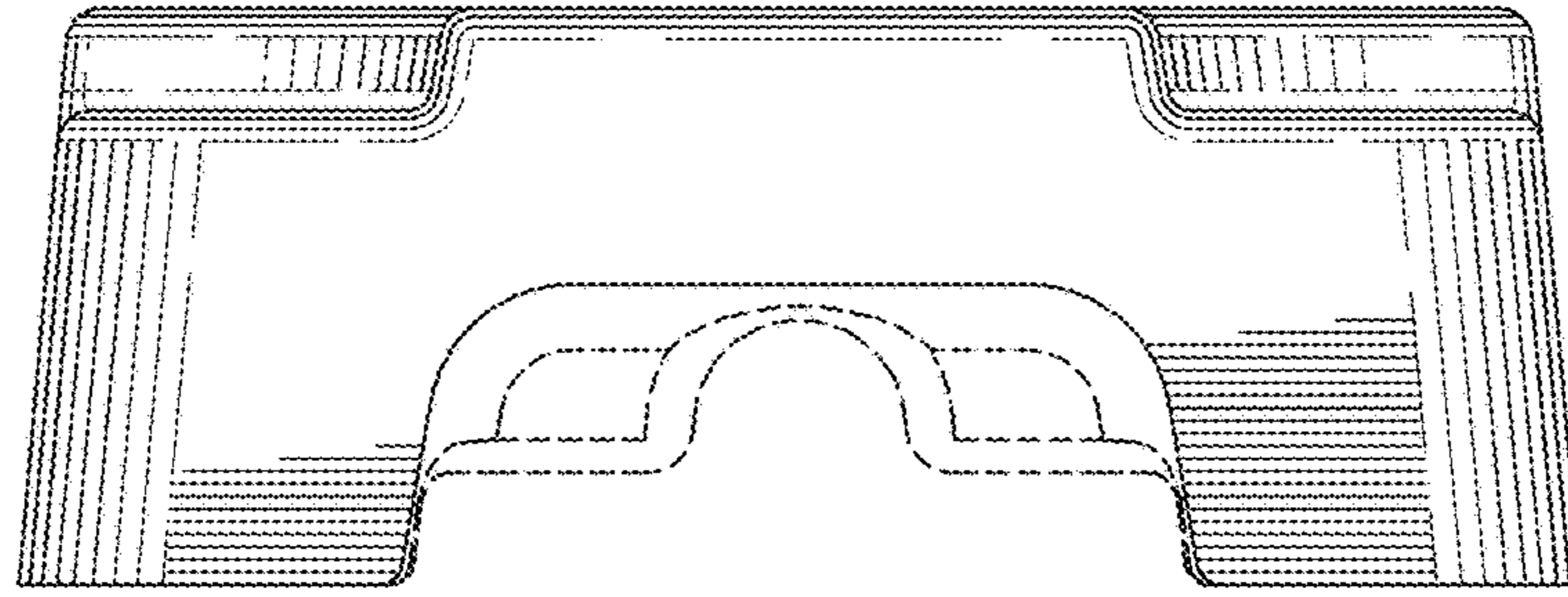


FIG. 4

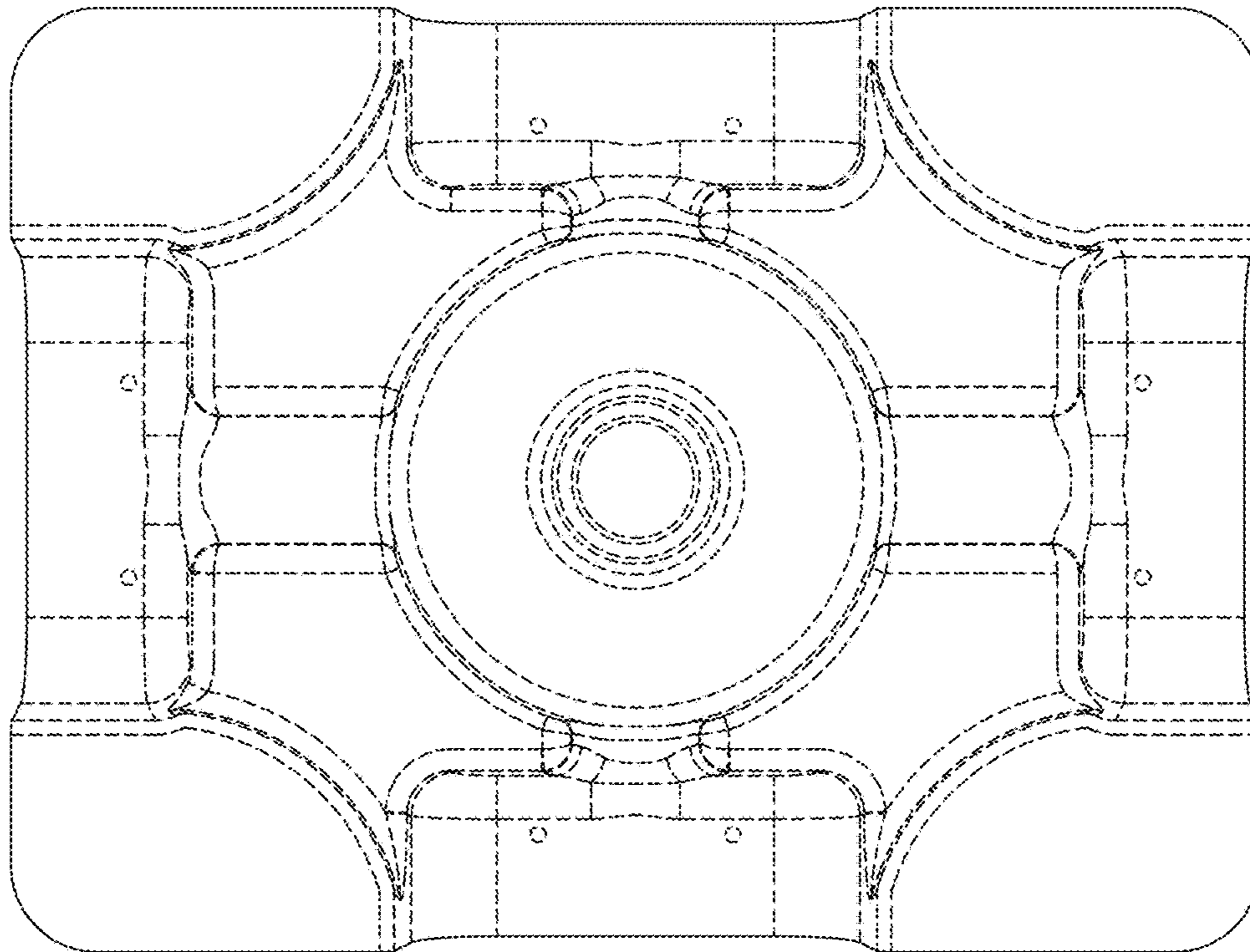


FIG. 5