



US00D782703S

(12) **United States Design Patent**
Riccobene et al.

(10) **Patent No.:** **US D782,703 S**
(45) **Date of Patent:** **** Mar. 28, 2017**

- (54) **LANDSCAPE EDGER**
- (71) Applicant: **Keystone Retaining Wall Systems LLC**, Minneapolis, MN (US)
- (72) Inventors: **Thomas S. Riccobene**, Albuquerque, NM (US); **Robert A. MacDonald**, Plymouth, MN (US); **Robert J. Lundell**, Stillwater, MN (US)
- (73) Assignee: **Keystone Retaining Wall Systems LLC**, Minneapolis, MN (US)
- (**) Term: **15 Years**
- (21) Appl. No.: **29/547,073**
- (22) Filed: **Dec. 1, 2015**
- (51) **LOC (10) Cl.** **25-01**
- (52) **U.S. Cl.**
USPC **D25/113**
- (58) **Field of Classification Search**
USPC D21/484-491, 499-504; D25/102-118, D25/136, 138, 140, 151, 152, 153, D25/156-162, 164; 52/503-505, 574, 52/575, 596-612; 404/27-42; 405/16, 405/284, 286
CPC E04D 13/08; E01C 11/227
See application file for complete search history.

5,441,364 A * 8/1995 Dressler E04D 13/08
405/119

D370,394 S 6/1996 Lilley
5,548,938 A 8/1996 Scheiwiller
D388,290 S 12/1997 Riccobene
D435,305 S 12/2000 Pullen et al.
(Continued)

FOREIGN PATENT DOCUMENTS

DE 4137814 5/1993
JP D1125678 * 11/2011
NL 110004 11/1964

OTHER PUBLICATIONS

Pavestone, Beautiful Edgers brochure; Published 2002.

Primary Examiner — Susan Bennett-Hattan
Assistant Examiner — Leanne Was-Englehart
(74) *Attorney, Agent, or Firm* — Greer, Burns & Crain, Ltd.

(57) **CLAIM**

The ornamental design for a landscape edger, as shown and described.

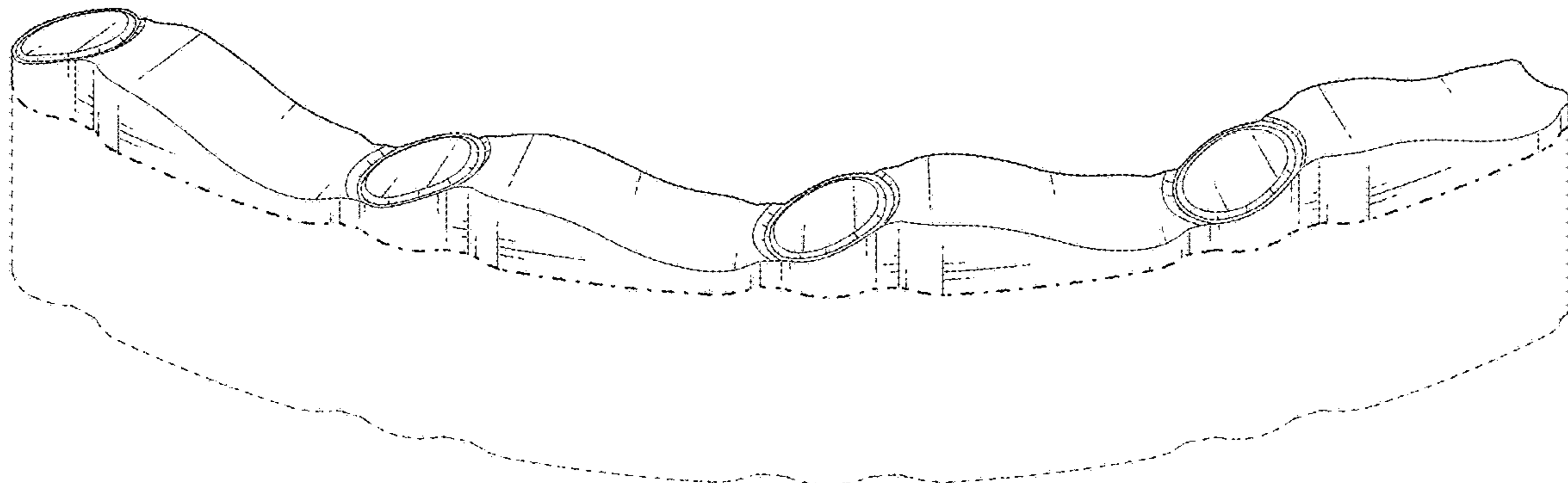
DESCRIPTION

FIG. 1 is a perspective view of a landscape edger showing the new design;
FIG. 2 is a top plan view thereof;
FIG. 3 is a bottom plan view thereof;
FIG. 4 is a front elevational view thereof;
FIG. 5 is a rear elevational view thereof.
FIG. 6 is a side elevational view thereof; and,
FIG. 7 is an opposite side elevational view thereof.
The evenly spaced broken lines depict portions of the landscape edger that form no part of the claimed design. The dot dash broken lines depict the bounds of the claimed design and form no part thereof.

1 Claim, 5 Drawing Sheets

(56) **References Cited**
U.S. PATENT DOCUMENTS

3,373,668 A	3/1968	Moore
4,326,817 A	4/1982	Boiardi
4,884,920 A	12/1989	Perazzi
5,003,746 A	4/1991	Wilston
5,080,523 A	1/1992	Steiner
5,108,219 A	4/1992	Hair
5,154,032 A	10/1992	Ritter



(56)

References Cited

U.S. PATENT DOCUMENTS

D448,857 S	10/2001	Staten et al.	
RE37,694 E	5/2002	Riccobene	
D462,786 S	9/2002	Ogawa	
D479,341 S	9/2003	Scullion et al.	
D480,818 S	10/2003	Ogawa et al.	
6,668,484 B2	12/2003	Riccobene	
D490,542 S	5/2004	MacDonald	
D491,675 S	6/2004	Ogawa et al.	
D512,784 S	12/2005	Quintana	
D557,428 S	12/2007	Doman	
D572,832 S	7/2008	Gratner et al.	
D586,925 S	2/2009	Riccobene	
D602,172 S	10/2009	Gratner	
D647,632 S	10/2011	MacDonald	
D657,890 S	4/2012	Riccobene	
D661,407 S *	6/2012	Riccobene	D25/113
D667,142 S *	9/2012	Riccobene	D25/113
D674,510 S	1/2013	Riccobene	
D701,974 S *	4/2014	Karau	D25/113
D753,967 S *	4/2016	London	D25/113

* cited by examiner

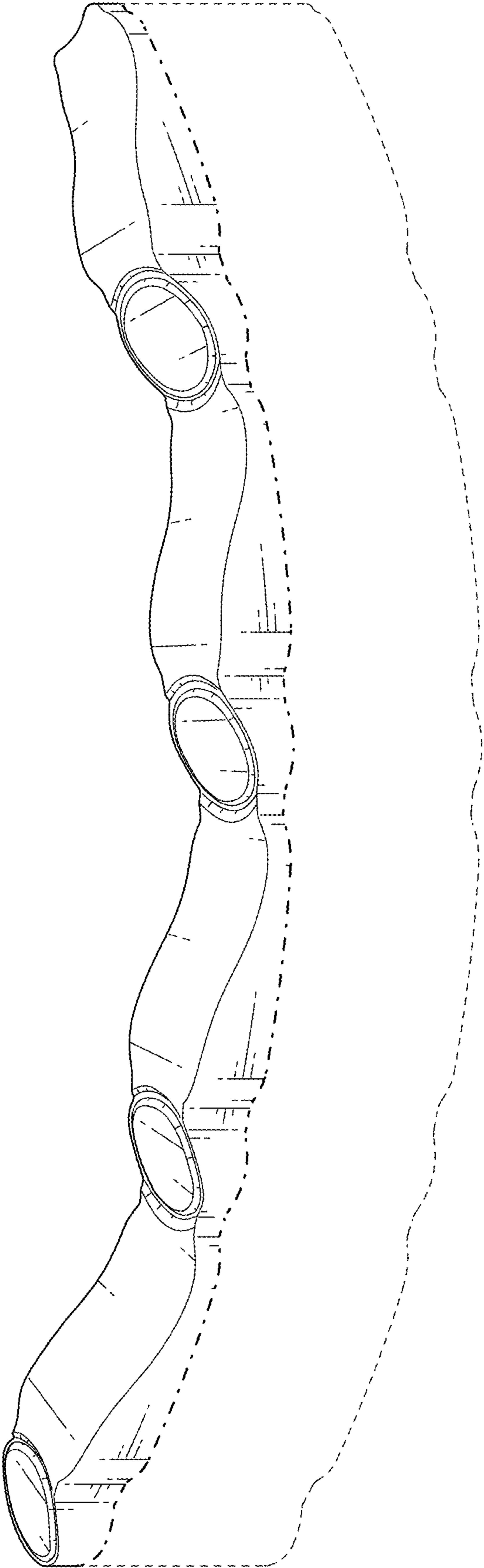


FIG. 1

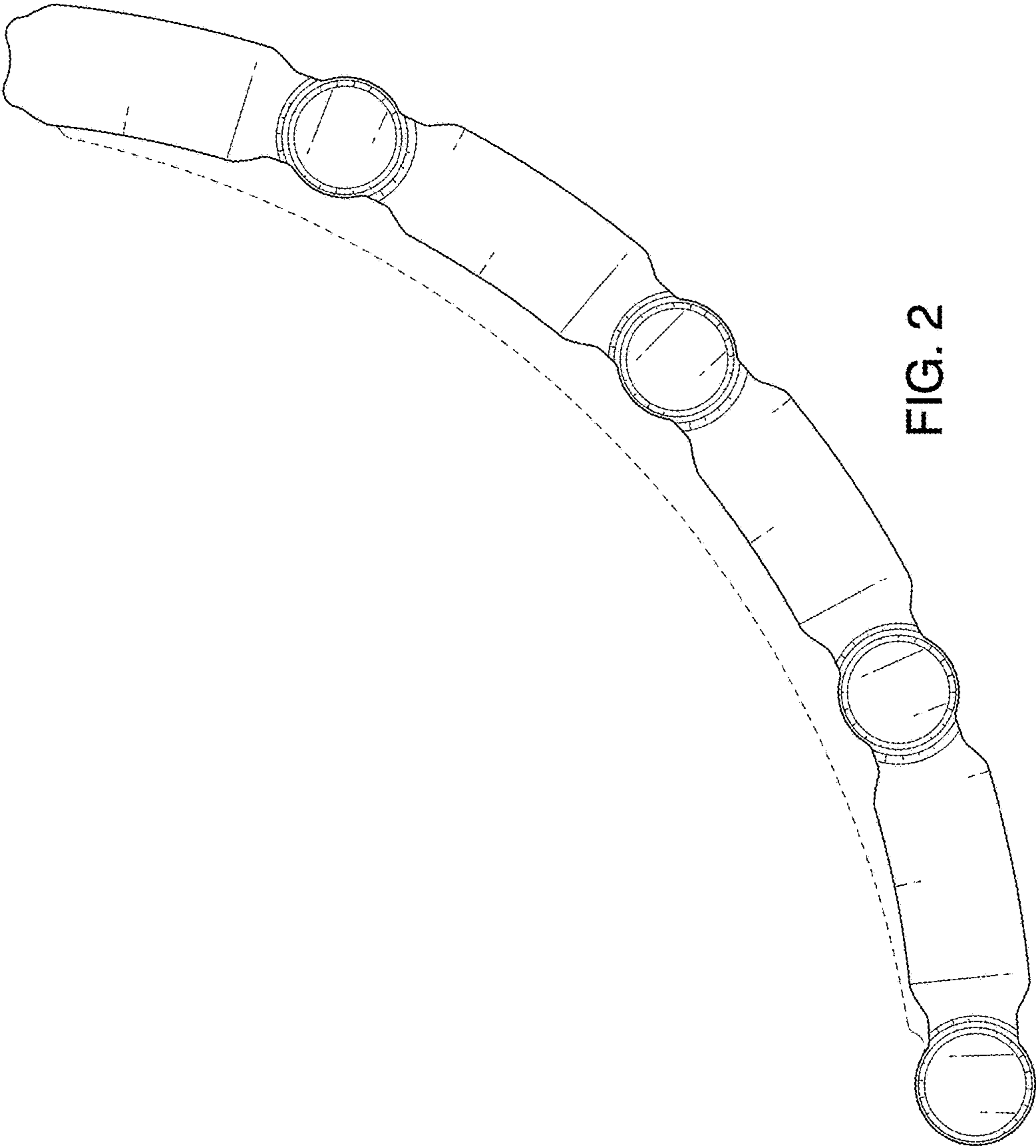
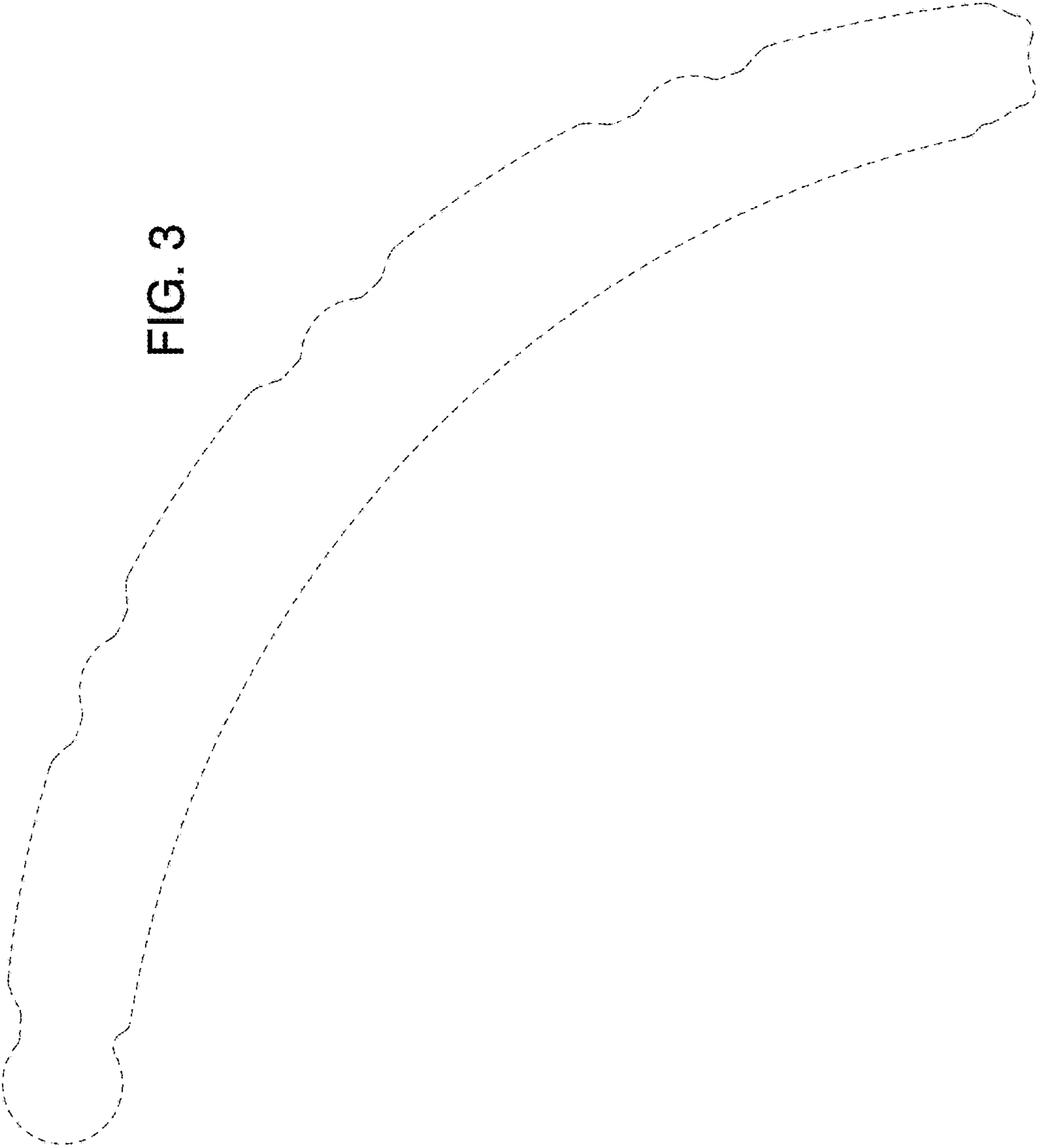


FIG. 2

FIG. 3



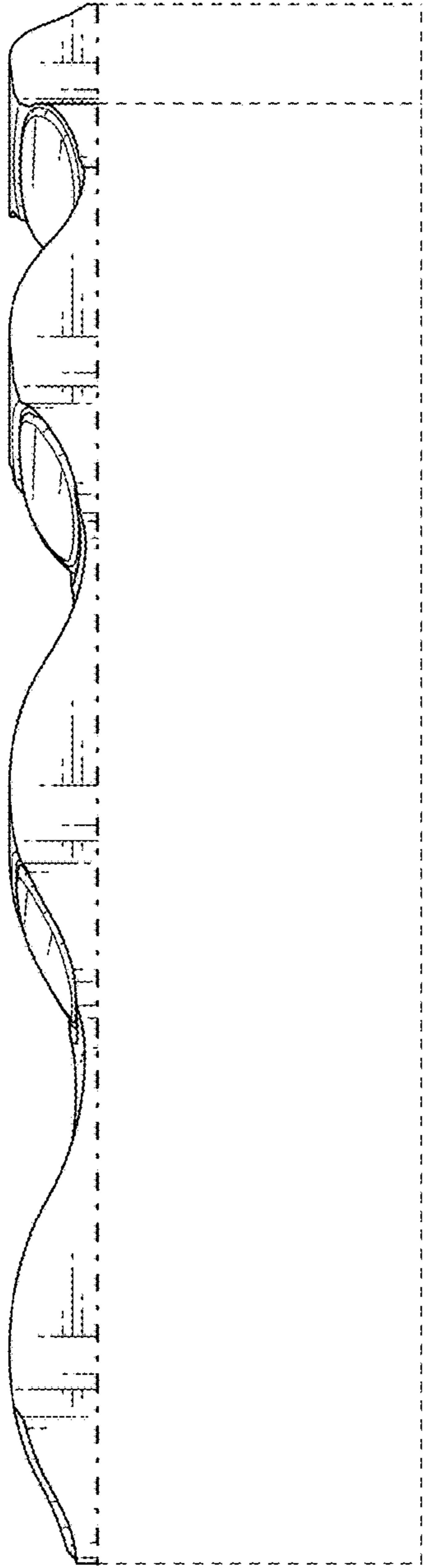


FIG. 4

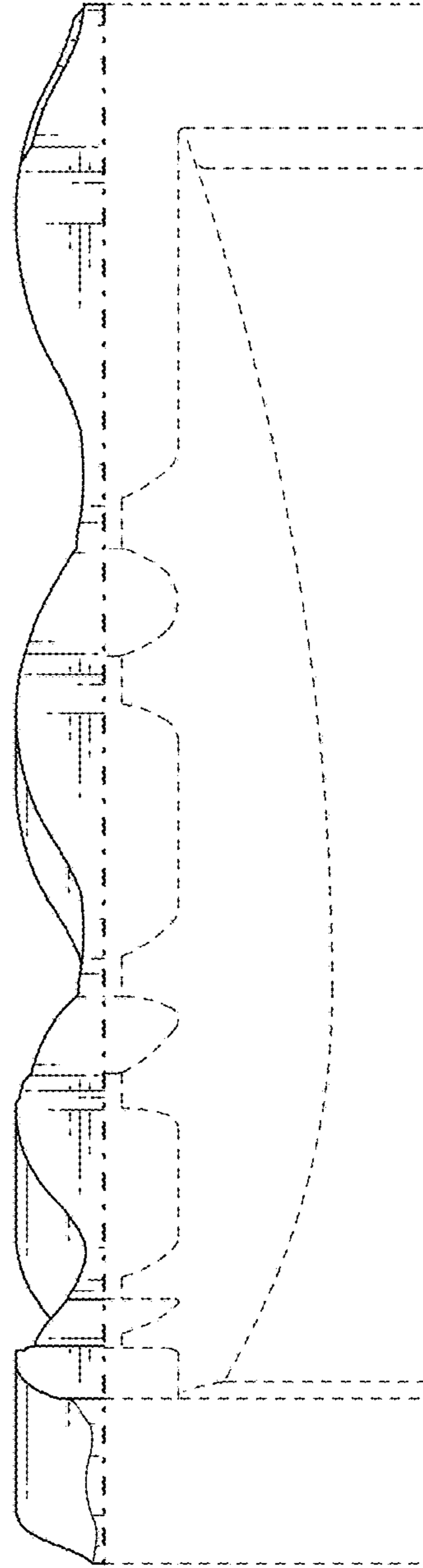


FIG. 5

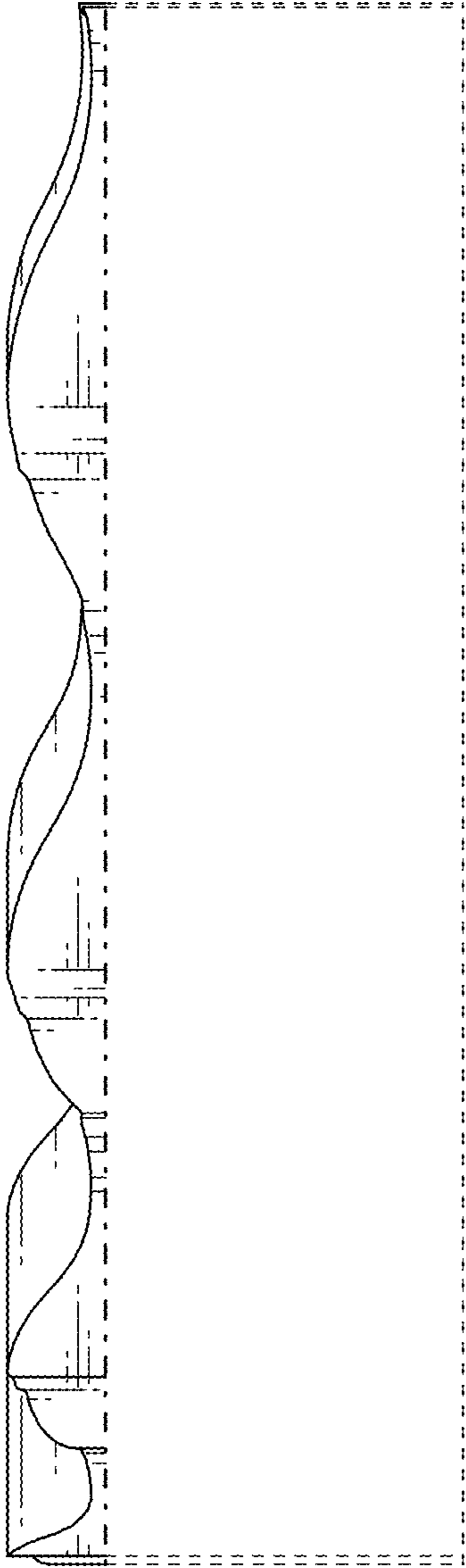


FIG. 6

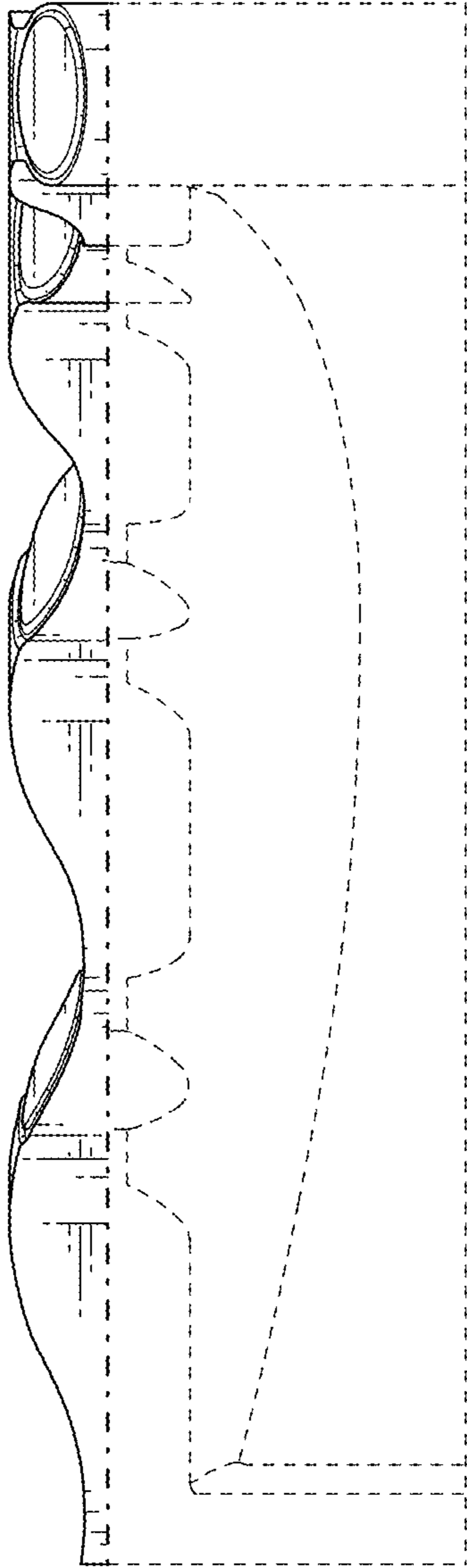


FIG. 7