



US00D782687S

(12) **United States Design Patent**
Mackay et al.

(10) **Patent No.:** **US D782,687 S**
(45) **Date of Patent:** **** Mar. 28, 2017**

(54) **PLURALITY OF STRIPS OF KINESIOLOGY TAPE WITH AN X-SHAPED CONFIGURATION**

4,699,133 A * 10/1987 Schafer A61F 13/00987
427/208.6
4,734,320 A 3/1988 Ohira
4,737,400 A 4/1988 Edison
4,807,753 A * 2/1989 Goldstein A61F 15/002
206/390

(71) Applicants: **John Mackay**, Alpine, UT (US); **Ryan Dewey**, Highland, UT (US); **Gregory C. Hahn**, Orem, UT (US)

(Continued)

(72) Inventors: **John Mackay**, Alpine, UT (US); **Ryan Dewey**, Highland, UT (US); **Gregory C. Hahn**, Orem, UT (US)

OTHER PUBLICATIONS

U.S. Appl. No. 29/499,881, filed Aug. 19, 2014, MacKay, et al.
(Continued)

(73) Assignee: **KT Health, LLC**, Lindon, UT (US)

Primary Examiner — Michael A. Pratt

Assistant Examiner — Michelle E Wilson

(**) Term: **14 Years**

(74) *Attorney, Agent, or Firm* — Maschoff Brennan

(21) Appl. No.: **29/499,880**

(57) **CLAIM**

The ornamental design for a plurality of strips of kinesiology tape with an X-shaped configuration, as shown and described.

(22) Filed: **Aug. 19, 2014**

DESCRIPTION

(51) **LOC (10) Cl.** **24-04**

(52) **U.S. Cl.**
USPC **D24/189**

(58) **Field of Classification Search**
USPC D24/189-192; D10/71; D19/67, 69
CPC A61F 15/002; A61F 13/00987; A61F 13/0273; A61F 13/0276; A61F 13/025; A61F 13/0279; A61F 5/0111; A61L 15/12
See application file for complete search history.

FIG. 1 is an upper view of a plurality of strips of kinesiology tape with an X-shaped configuration;
FIG. 2 is a top view of the plurality of strips of kinesiology tape with an X-shaped configuration;
FIG. 3 is a bottom view of the plurality of strips of kinesiology tape with an X-shaped configuration;
FIG. 4 is a left side view of plurality of strips of kinesiology tape with an X-shaped configuration;
FIG. 5 is a right side view of the plurality of strips of kinesiology tape with an X-shaped configuration;
FIG. 6 is a front view of the plurality of strips of kinesiology tape with an X-shaped configuration; and,
FIG. 7 is a rear view of the plurality of strips of kinesiology tape with an X-shaped configuration.


The broken line showing illustrates a portion of the design that forms no part of the claimed design.

(56) **References Cited**

U.S. PATENT DOCUMENTS

2,399,545 A 1/1946 Davis
2,508,885 A 5/1950 Brown
3,835,992 A * 9/1974 Adams, IV A61F 15/002
206/390

1 Claim, 4 Drawing Sheets



(56)

References Cited

U.S. PATENT DOCUMENTS

5,006,401 A * 4/1991 Frank A61L 15/12
128/898
D363,111 S * 10/1995 Walburn D22/122
5,480,377 A * 1/1996 Cartmell A61F 13/0273
602/42
5,685,833 A * 11/1997 Turngren A61F 13/0276
206/441
5,792,091 A 8/1998 Staudinger
5,861,348 A * 1/1999 Kase A61F 13/025
428/195.1
5,891,078 A * 4/1999 Turngren A61F 13/0279
206/441
D430,295 S 8/2000 Ierulli
D434,146 S 11/2000 Ierulli
D472,319 S * 3/2003 Oltmann D24/189
6,573,419 B2 * 6/2003 Naimer A61F 13/0273
602/41
D484,603 S 12/2003 Kocik
6,887,213 B2 * 5/2005 Smits A61F 5/0111
602/23
D513,768 S * 1/2006 Anduss D19/69
D515,628 S * 2/2006 Anduss D19/69
D516,728 S 3/2006 Wall
D572,156 S * 7/2008 Payne D10/71
D600,283 S * 9/2009 Alicea D19/69

D600,284 S * 9/2009 Yonestu D19/69
D621,051 S 8/2010 Kase
D621,053 S 8/2010 Kase
D633,213 S 2/2011 Cowles
D640,379 S * 6/2011 Hope D24/189
8,216,415 B2 7/2012 Quinn
D691,276 S 10/2013 Bushby
D696,400 S 12/2013 Brogden
D718,869 S 12/2014 Cameron
D737,986 S * 9/2015 Arbesman D24/189
D760,083 S * 6/2016 Rodman D9/443
2001/0056252 A1 12/2001 Bodenschatz
2002/0040202 A1 4/2002 Levin
2003/0069530 A1 4/2003 Satou
2008/0154169 A1 6/2008 Kase
2010/0298747 A1 11/2010 Quinn
2011/0271854 A1 11/2011 Quinn
2011/0275969 A1 11/2011 Quinn
2011/0276040 A1 11/2011 Quinn
2013/0334084 A1 12/2013 Arbesman
2014/0102632 A1 4/2014 Quinn

OTHER PUBLICATIONS

U.S. Appl. No. 29/499,882, filed Aug. 19, 2014, MacKay, et al.
Notice of Allowance from U.S. Appl. No. 29/499,882, dated Oct.
13, 2015.

* cited by examiner

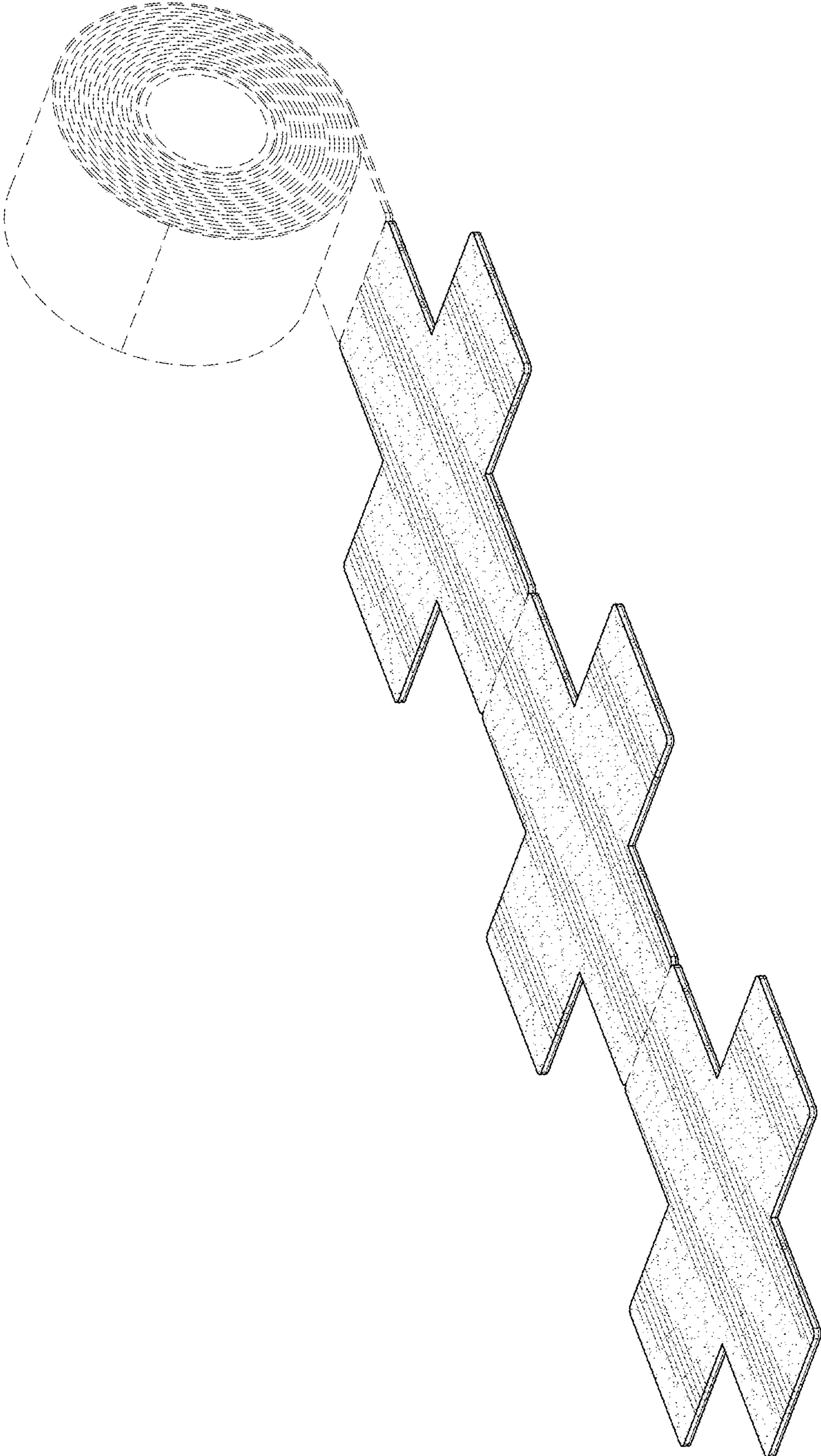


Fig. 1

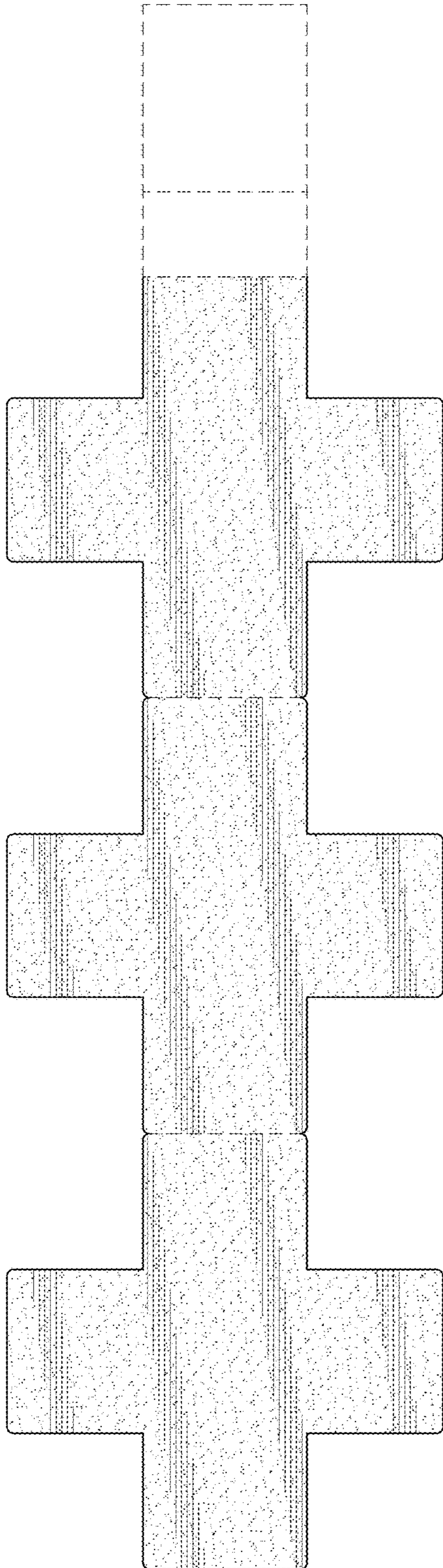


Fig. 2

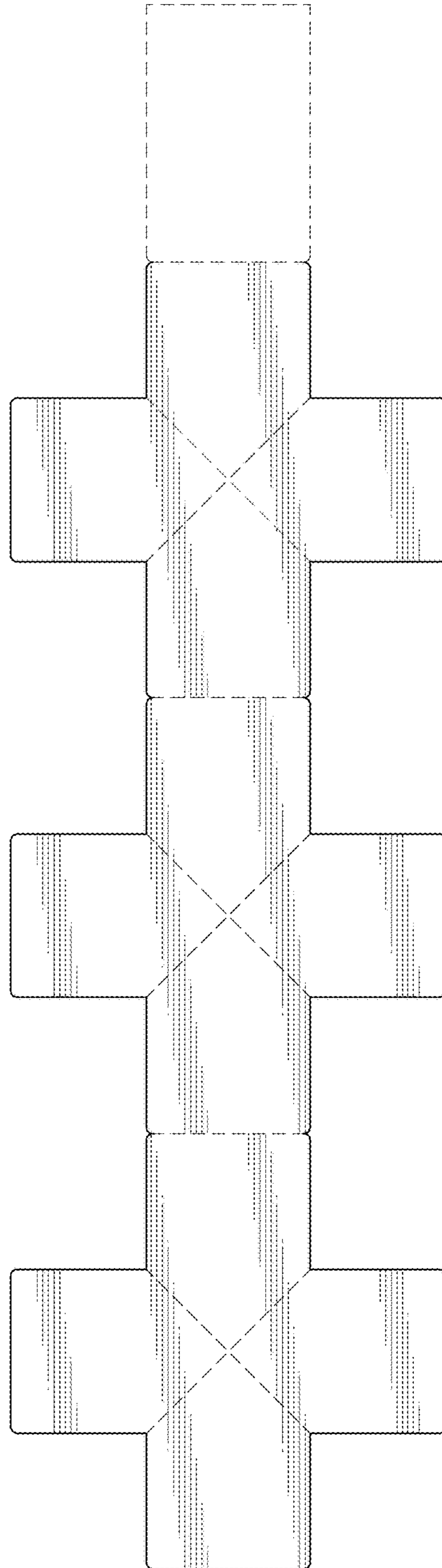


Fig. 3



Fig. 4

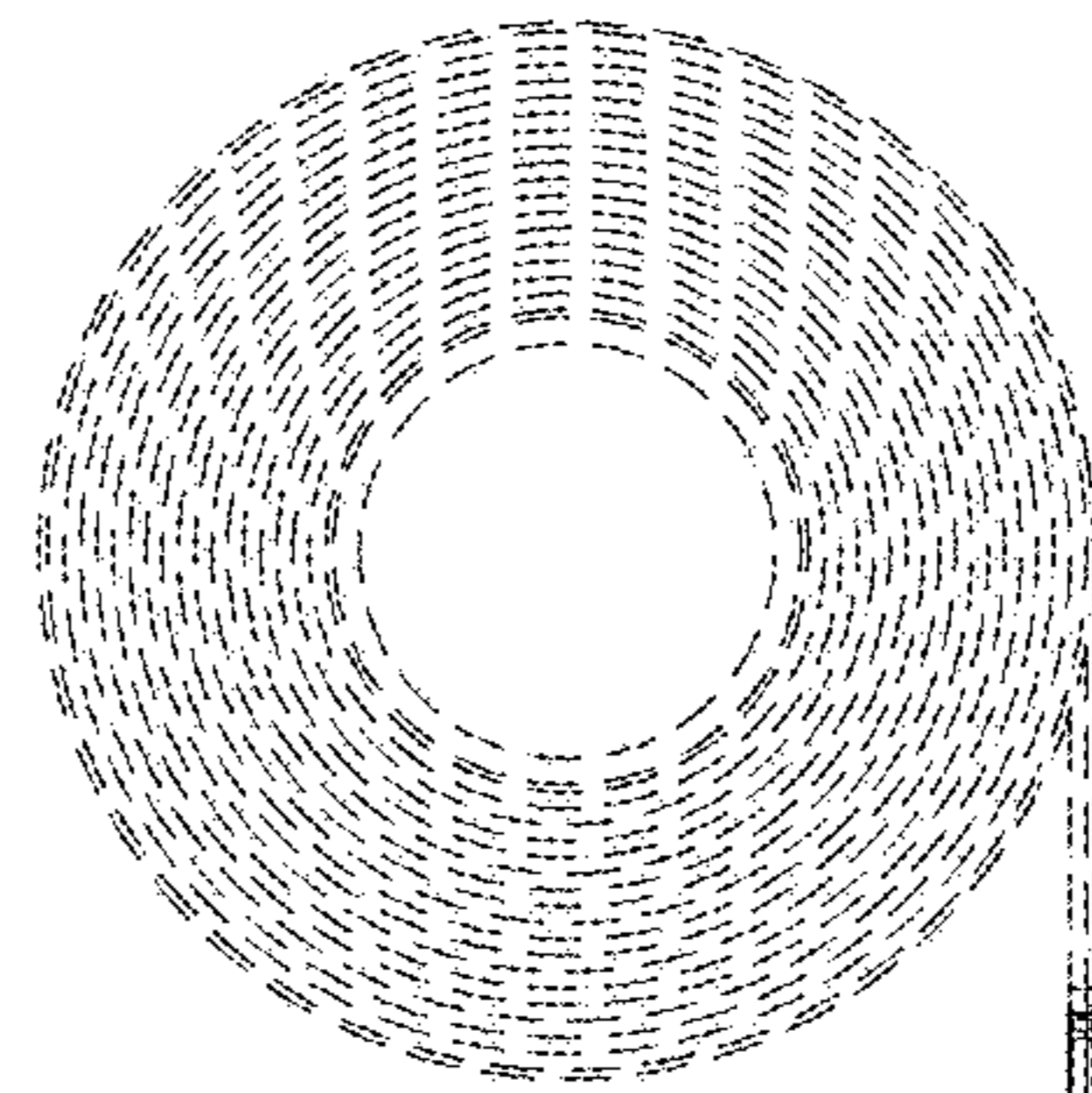


Fig. 5




Fig. 6




Fig. 7