



US00D782678S

(12) **United States Design Patent**
Chong

(10) **Patent No.:** **US D782,678 S**
(45) **Date of Patent:** **** Mar. 28, 2017**

- (54) **ORTHOKEY**
- (71) Applicant: **Christopher Chong**, San Francisco, CA (US)
- (72) Inventor: **Christopher Chong**, San Francisco, CA (US)
- (**) Term: **15 Years**
- (21) Appl. No.: **29/557,838**
- (22) Filed: **Mar. 11, 2016**
- (51) **LOC (10) Cl.** **24-02**
- (52) **U.S. Cl.**
USPC **D24/147; D24/146**
- (58) **Field of Classification Search**
USPC D24/130, 133, 146, 147, 151, 158;
D8/14, 92, 93, 95, 98, 99; D19/110, 115;
D7/649; 30/151, 162, 338, 339; 606/4, 5,
606/6, 41, 44, 45, 49, 51, 107, 167, 172,
606/181-188
CPC A61F 9/00763; A61F 7/00754; A61B
10/0275; A61B 10/04
See application file for complete search history.

- 6,319,272 B1 * 11/2001 Brenneman A61B 17/0401
128/898
- D590,946 S * 4/2009 Baynham D24/146
- D629,896 S * 12/2010 Horton D24/133
- D636,873 S * 4/2011 Palmer D24/146
- 8,079,988 B2 * 12/2011 Beechie A61M 3/0262
604/275
- 8,529,568 B2 * 9/2013 Bouadi A61B 17/1604
606/84
- D735,856 S * 8/2015 Koch D24/147
- D736,378 S * 8/2015 Salehi D24/147
- D771,256 S * 11/2016 Weber D24/146
- D772,399 S * 11/2016 Beechie D24/119
- D772,412 S * 11/2016 Efinger D24/147

* cited by examiner

Primary Examiner — Prabhakar Deshmukh

(57) **CLAIM**

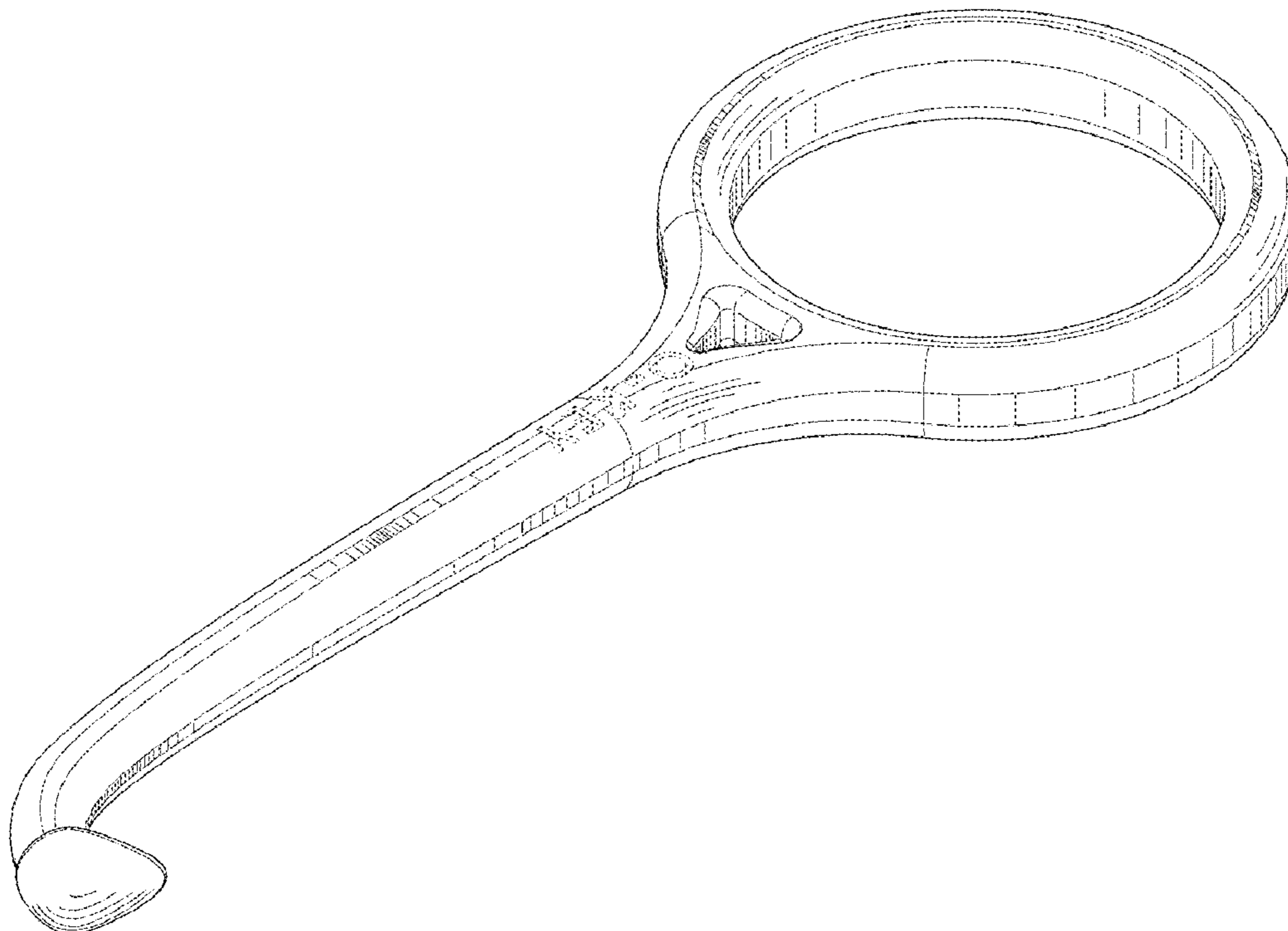
The ornamental design for a orthokey, as shown and described.

DESCRIPTION

FIG. 1 is top perspective view of an orthokey showing my new design;
 FIG. 2 is a bottom perspective view thereof;
 FIG. 3 is a front view thereof;
 FIG. 4 is a right view thereof;
 FIG. 5 is a rear view thereof;
 FIG. 6 is a left view thereof;
 FIG. 7 is a top view thereof; and,
 FIG. 8 is a bottom view thereof.
 My orthodontic aligner removal tool design is characterized by a circular loop, angled neck, multi surface hook end and the written expression "O-KEY."

1 Claim, 8 Drawing Sheets

- (56) **References Cited**
U.S. PATENT DOCUMENTS
6,096,041 A * 8/2000 Gellman A61B 17/0401
606/916
6,241,736 B1 * 6/2001 Sater A61B 17/0483
606/104



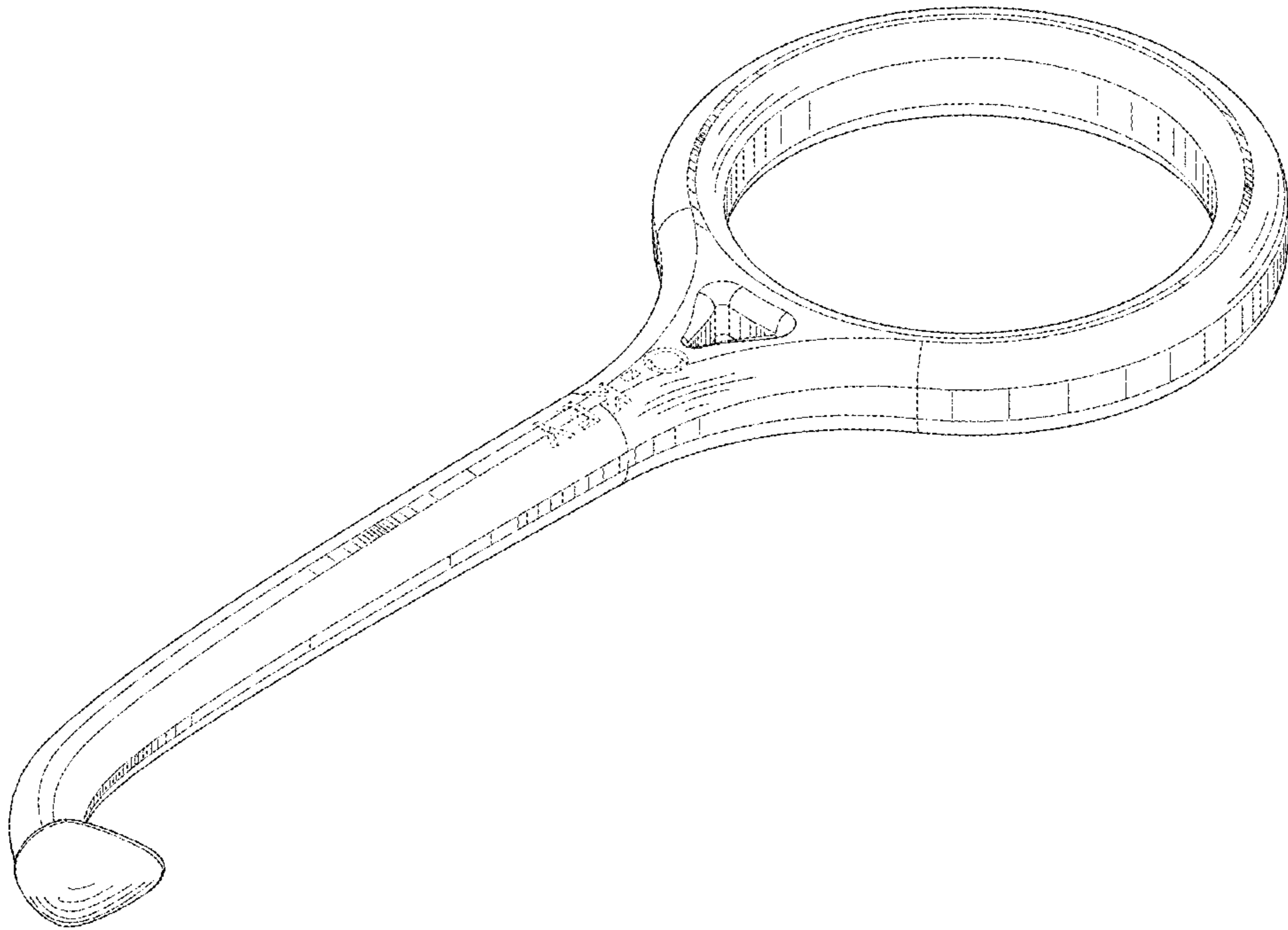


FIG. 1

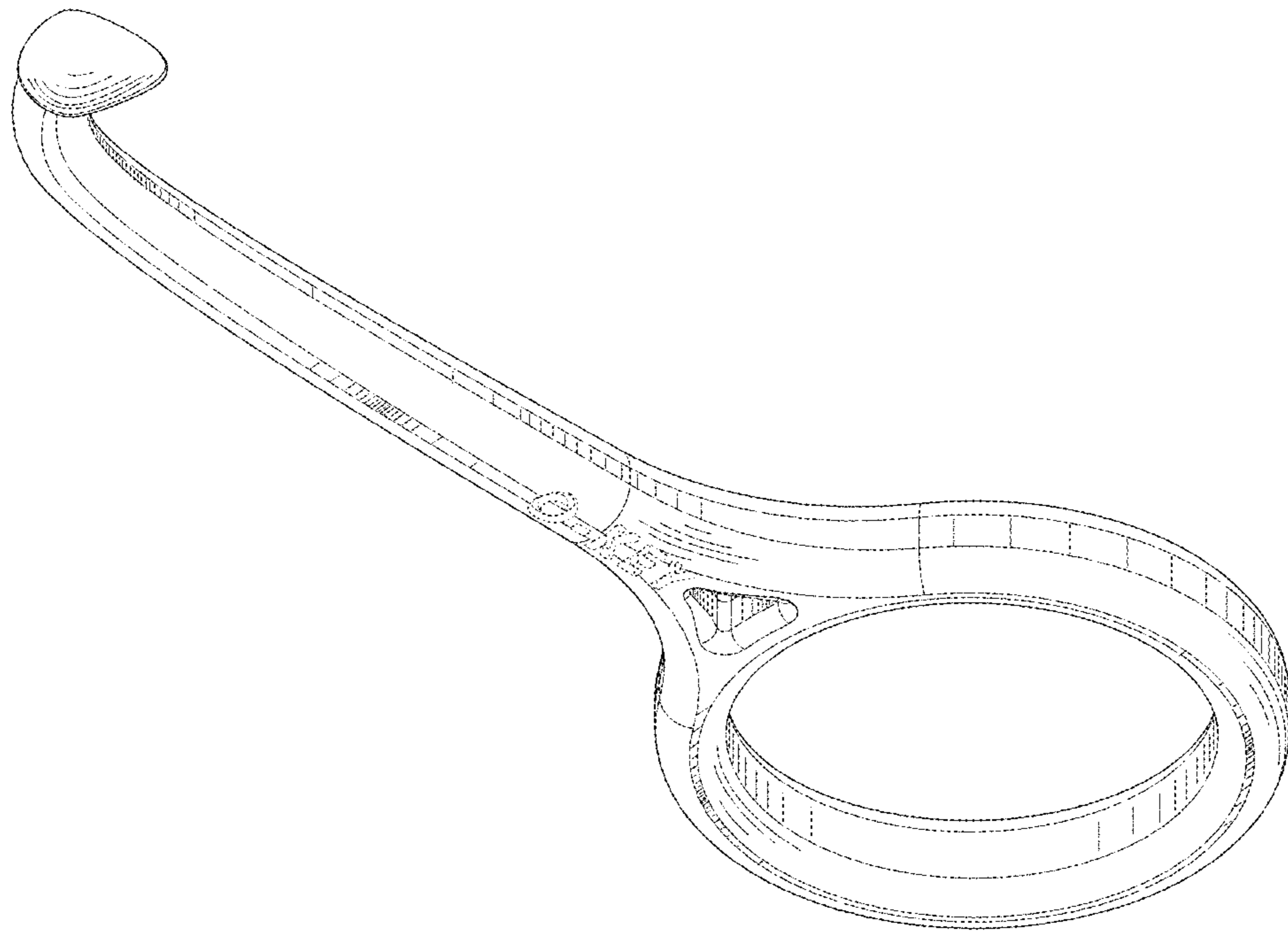


FIG. 2

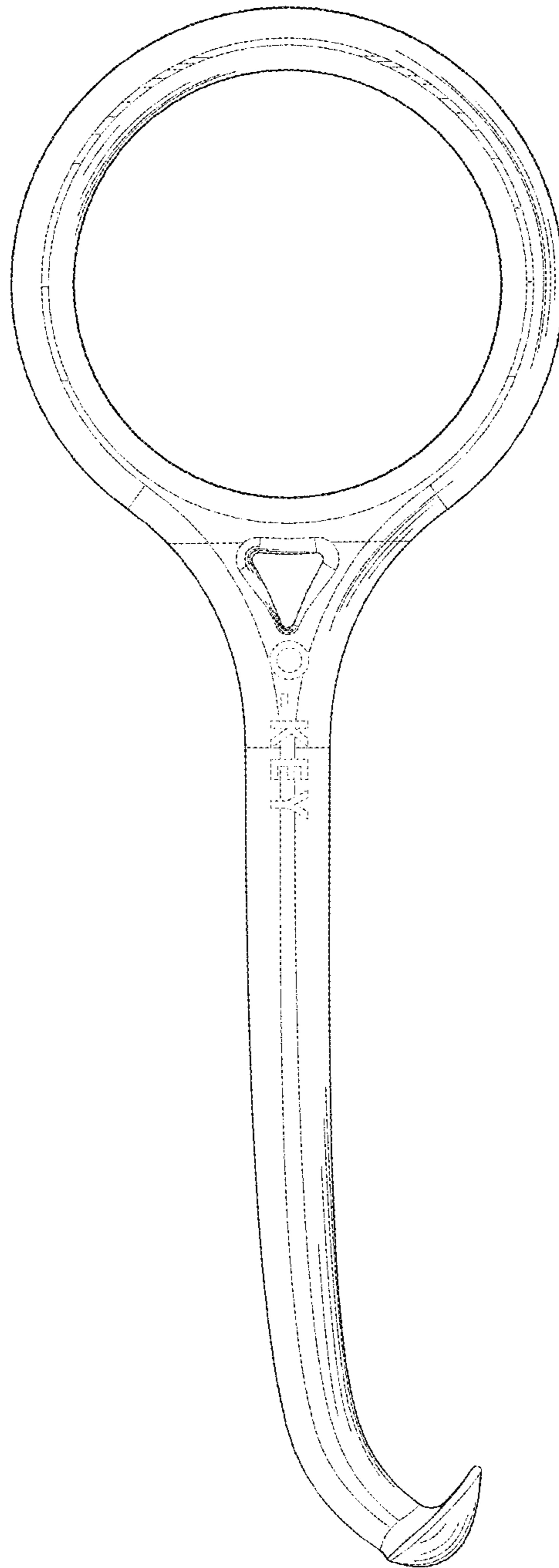


FIG. 3

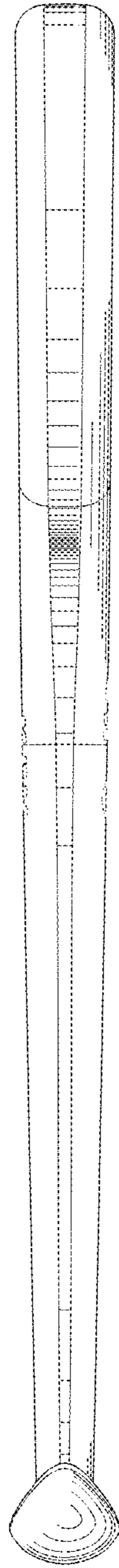


FIG. 4

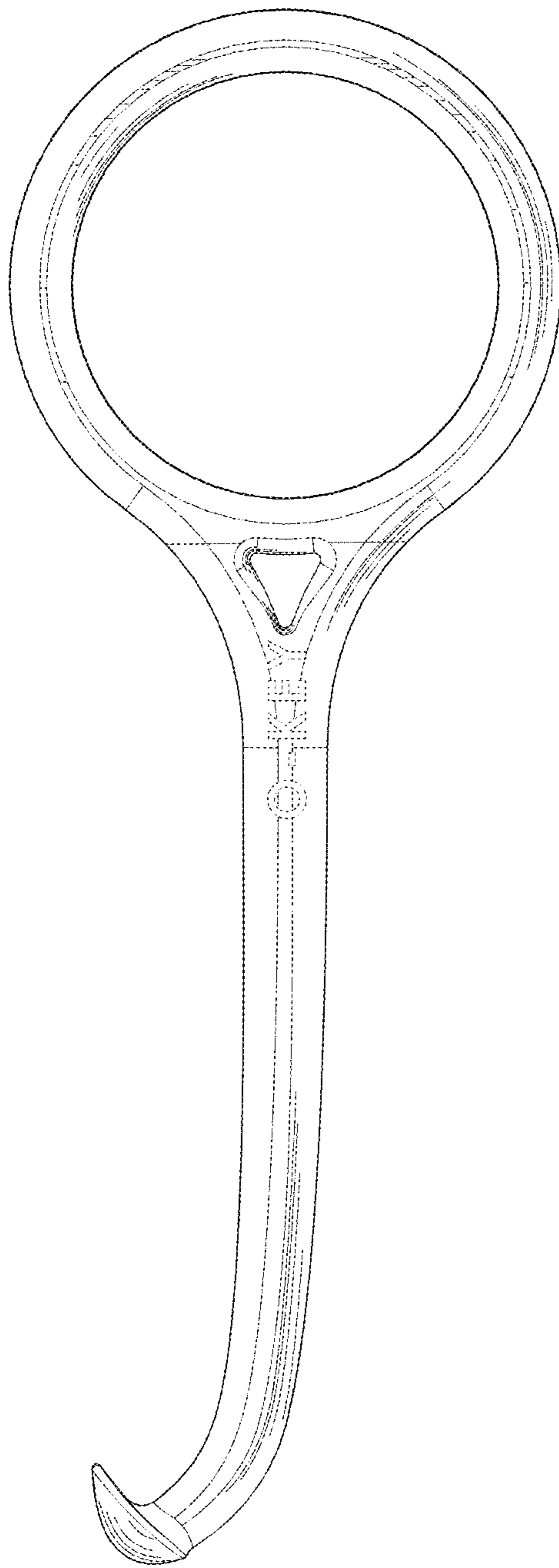


FIG. 5

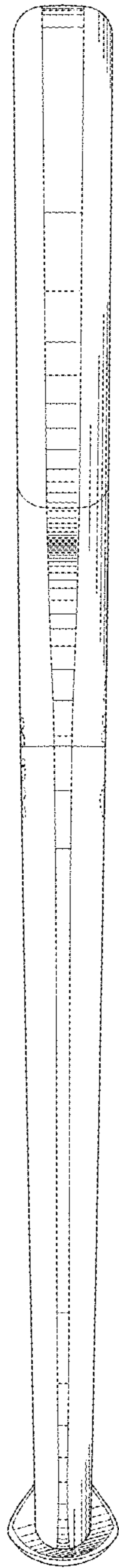


FIG. 6

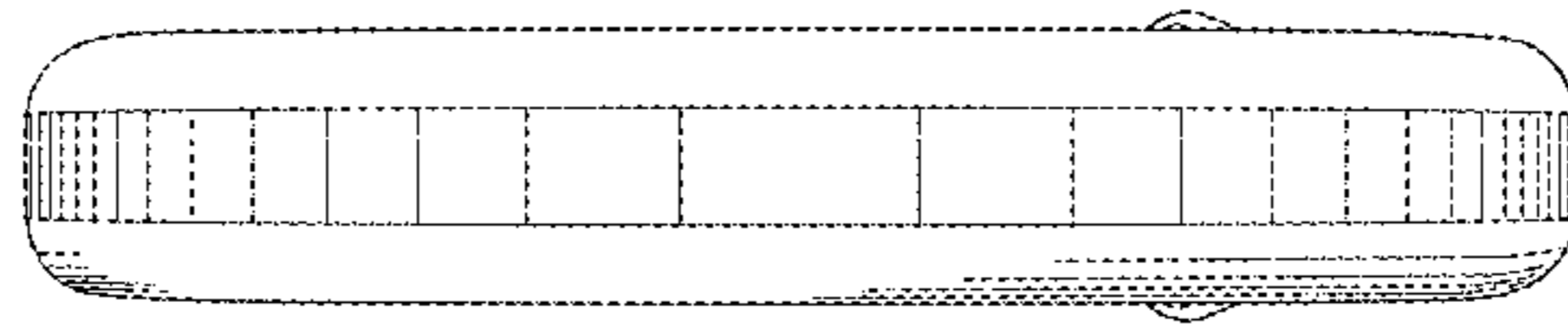


FIG. 7

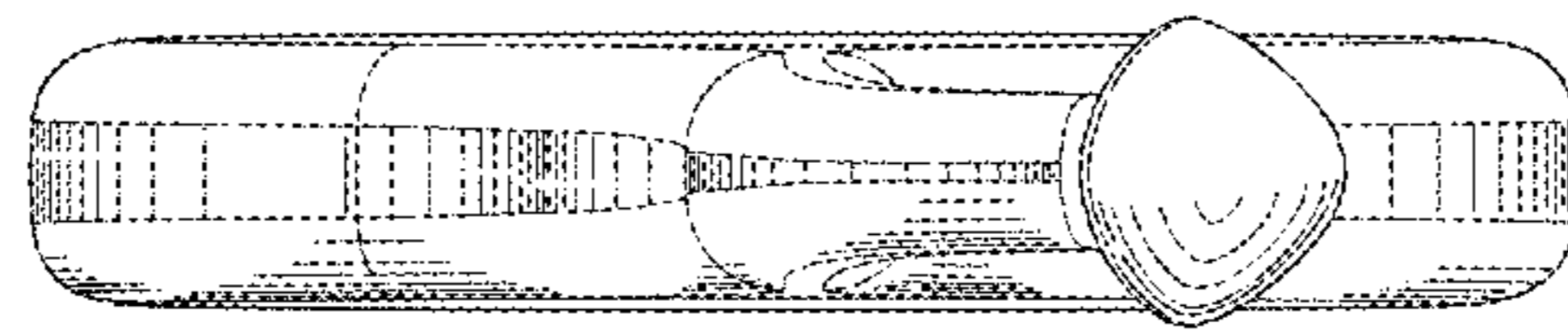


FIG. 8