



US00D782648S

(12) **United States Design Patent**  
**Fosbury et al.**

(10) **Patent No.:** **US D782,648 S**  
(45) **Date of Patent:** **\*\* \*Mar. 28, 2017**

(54) **RESPIRATORY APPARATUS**

- (71) Applicant: **Teva Pharmaceutical Industries Limited**, Petach Tikva (IL)
- (72) Inventors: **Hugh Fosbury**, Horsham, PA (US);  
**Nicole McInerney**, Woodcliff Lake, NJ (US)
- (73) Assignee: **TEVA Pharmaceutical Industries Limited**, Petach Tikva (IL)
- (\*) Notice: This patent is subject to a terminal disclaimer.
- (\*\*) Term: **14 Years**
- (21) Appl. No.: **29/487,272**
- (22) Filed: **Apr. 7, 2014**

(30) **Foreign Application Priority Data**

Oct. 8, 2013 (EM) ..... 002322222

(51) **LOC (10) Cl.** ..... **29-02**

(52) **U.S. Cl.**  
USPC ..... **D24/110**

(58) **Field of Classification Search**  
USPC ..... D24/107, 108, 110, 111, 164;  
128/200.14, 200.23, 202.21, 203.15,  
128/203.21, 205.24  
CPC ..... A61M 2202/064; A61M 15/009; A61M  
15/0065; A61M 15/0091; A61M 15/0021;  
A61M 15/0026; A61M 15/00; A61M  
11/00

See application file for complete search history.

(56) **References Cited**

**U.S. PATENT DOCUMENTS**

- D311,443 S \* 10/1990 Long et al. .... D24/110
- D348,929 S \* 7/1994 Paton ..... D24/110
- D370,726 S \* 6/1996 Padfield ..... D24/110
- D395,147 S \* 6/1998 Vidgren et al. .... D24/110

(Continued)

**OTHER PUBLICATIONS**

Inhaler with a Drug on a White Background. Colourbox. Apr. 25, 2011. <<https://www.colourbox.com/image/inhaler-with-a-drug-on-a-white-background-image-1776103>>.\*

*Primary Examiner* — Brandon M Rosati

*Assistant Examiner* — Lilyana Bekic

(74) *Attorney, Agent, or Firm* — Christensen O'Connor Johnson Kindness PLLC

(57) **CLAIM**

The ornamental design for a respiratory apparatus, as shown and described.

**DESCRIPTION**

The file of this patent contains at least one figure executed in color. Copies of this patent with color figures will be provided by the Office upon request and payment of the necessary fee.

FIG. 1 is a right side perspective view of a respiratory apparatus according to our new design;

FIG. 2 is a left side perspective view of the respiratory apparatus of FIG. 1;

FIG. 3 is a right side elevation view of the respiratory apparatus of FIG. 1;

FIG. 4 is a front elevation view of the respiratory apparatus of FIG. 1;

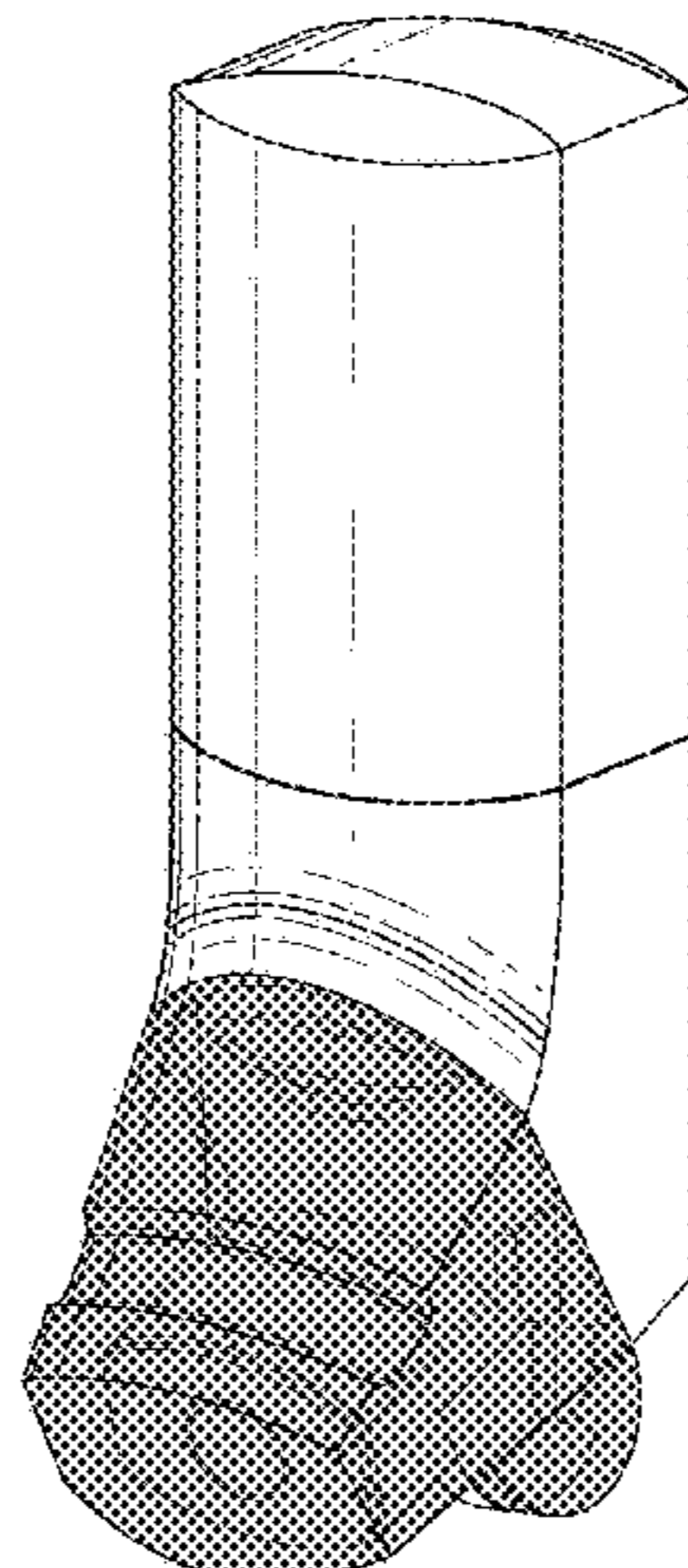
FIG. 5 is a rear elevation view of the respiratory apparatus of FIG. 1;

FIG. 6 is a bottom plan view of the respiratory apparatus of FIG. 1; and,

FIG. 7 is a top plan view of the respiratory apparatus of FIG. 1.

The broken lines shown in the drawings illustrate portions of the respiratory apparatus that form no part of the claimed design.

**1 Claim, 6 Drawing Sheets**  
**(6 of 6 Drawing Sheet(s) Filed in Color)**



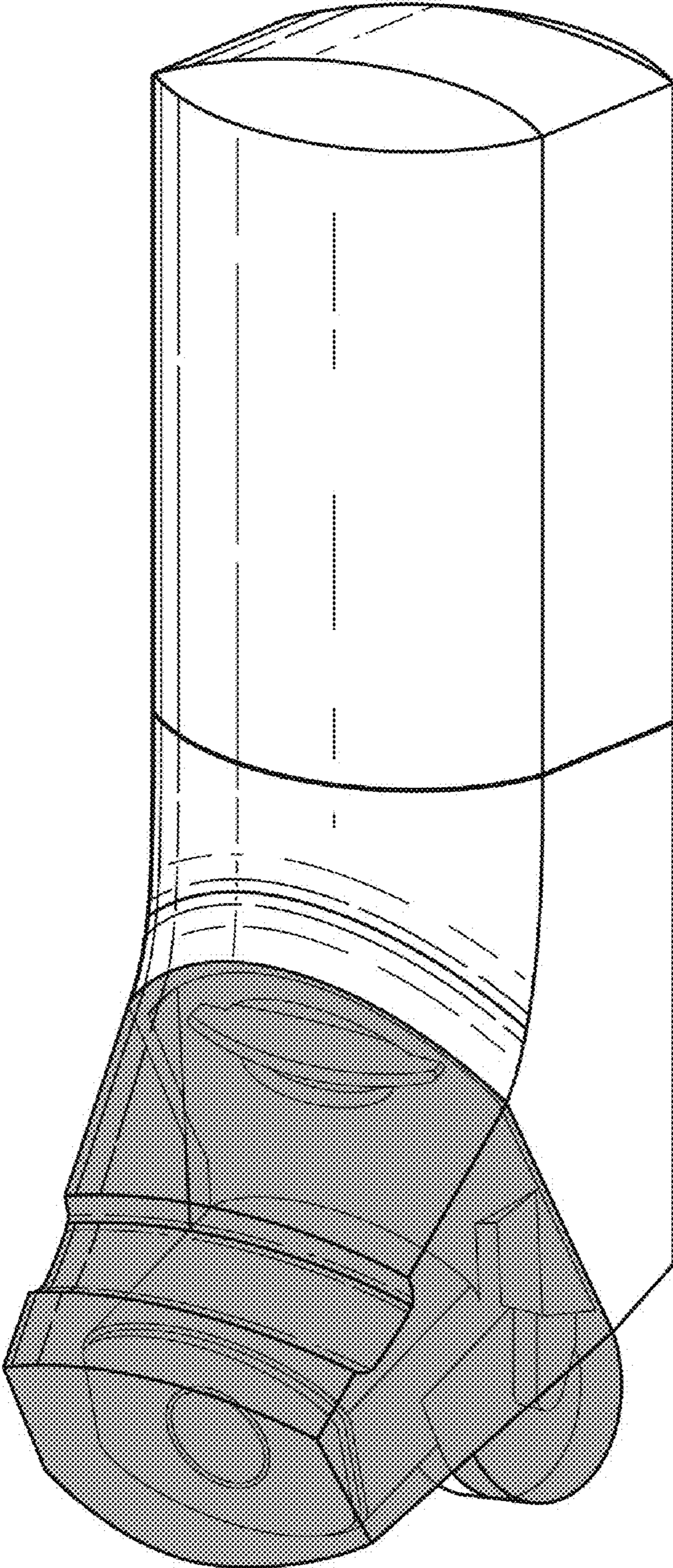
(56)

## References Cited

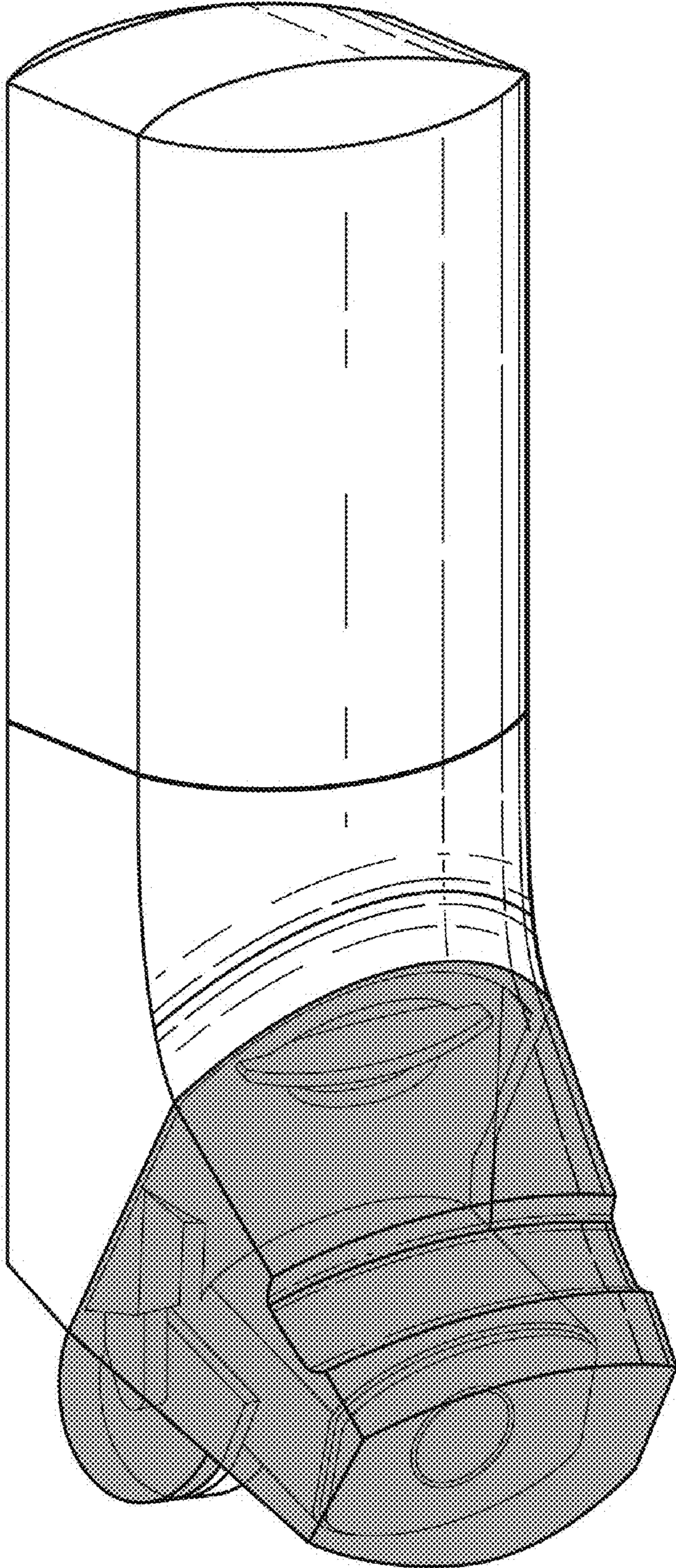
## U.S. PATENT DOCUMENTS

D433,502 S \* 11/2000 Rand ..... D24/110  
 D439,325 S \* 3/2001 Frost ..... D24/110  
 D455,208 S \* 4/2002 Bacon et al. .... D24/110  
 D461,239 S \* 8/2002 Cassidy ..... D24/110  
 6,701,917 B2 \* 3/2004 O'Leary ..... 128/200.23  
 D509,898 S \* 9/2005 Bunce et al. .... D24/110  
 D515,203 S \* 2/2006 Huxham et al. .... D24/110  
 D529,605 S \* 10/2006 Huxham et al. .... D24/110  
 D571,001 S \* 6/2008 Warby et al. .... D24/110  
 D582,543 S \* 12/2008 Lucking ..... D24/110  
 D582,544 S \* 12/2008 Meziere ..... D24/110  
 D598,536 S \* 8/2009 Parkes ..... D24/110  
 D629,504 S \* 12/2010 Zuyderhoudt ..... D24/110  
 D629,507 S 12/2010 Zuyderhoudt  
 D629,508 S 12/2010 Zuyderhoudt  
 D629,889 S 12/2010 Zuyderhoudt  
 7,845,346 B2 \* 12/2010 Langford et al. .... 128/200.23  
 D660,410 S 5/2012 Zuyderhoudt  
 D660,411 S 5/2012 Zuyderhoudt  
 D663,830 S 7/2012 Sears  
 D681,803 S 5/2013 Sheehy  
 D681,804 S 5/2013 Sheehy  
 8,651,103 B2 \* 2/2014 Barney et al. .... 128/203.15  
 8,714,149 B2 \* 5/2014 Blair et al. .... 128/203.15  
 D716,936 S \* 11/2014 Jensen et al. .... D24/110  
 2001/0032644 A1 \* 10/2001 Hodson et al. .... 128/200.23  
 2002/0073996 A1 \* 6/2002 O'Leary ..... 128/203.15  
 2006/0237009 A1 \* 10/2006 Jones et al. .... 128/203.15  
 2007/0056580 A1 \* 3/2007 Jones et al. .... 128/200.23  
 2007/0095342 A1 \* 5/2007 Olfati et al. .... 128/200.23  
 2008/0105253 A1 \* 5/2008 Pearson et al. .... 128/200.14  
 2008/0314383 A1 \* 12/2008 Barney et al. .... 128/203.15  
 2011/0108030 A1 \* 5/2011 Blair et al. .... 128/203.15  
 2011/0283997 A1 \* 11/2011 Walsh et al. .... 128/200.23

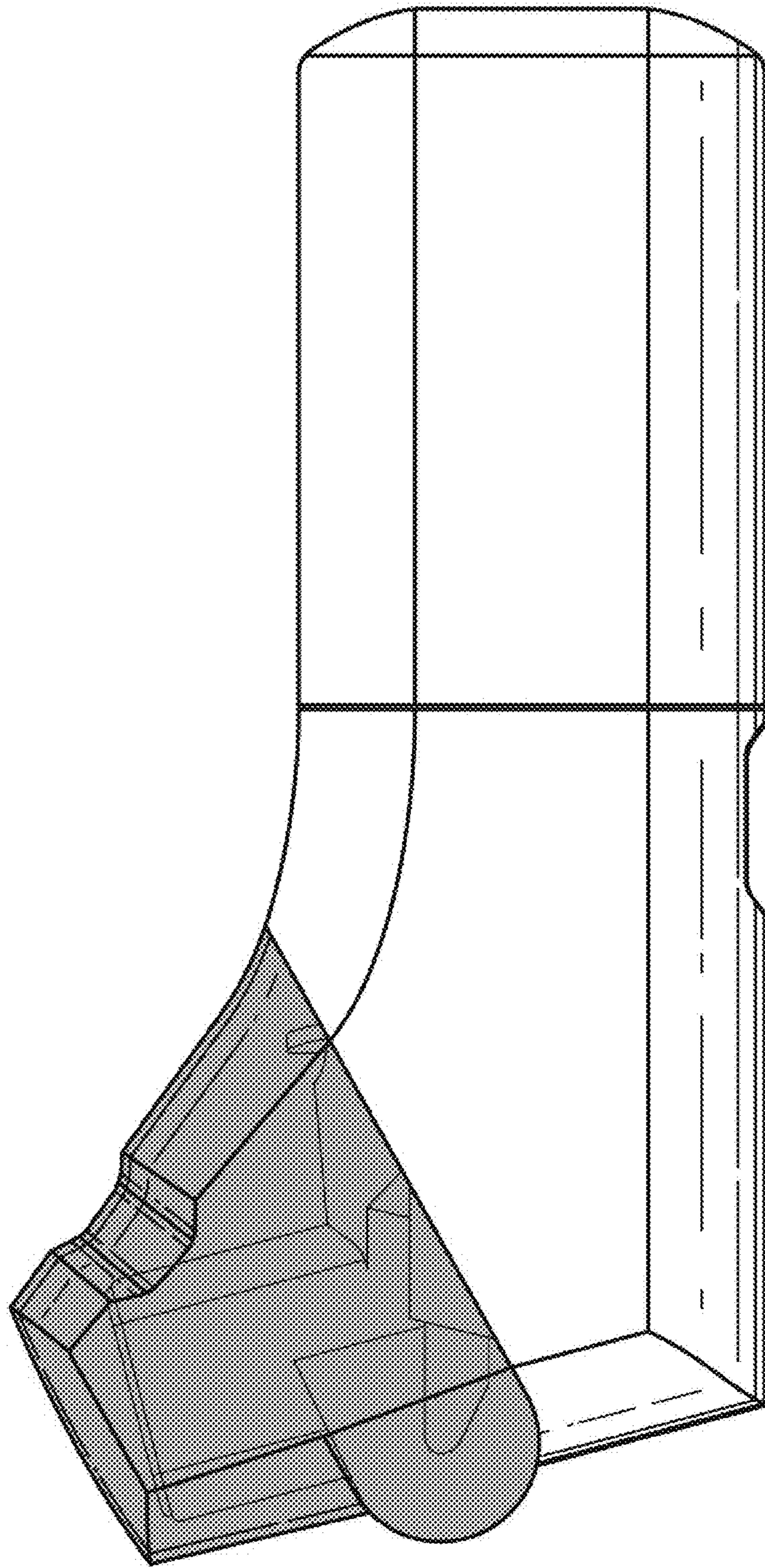
\* cited by examiner



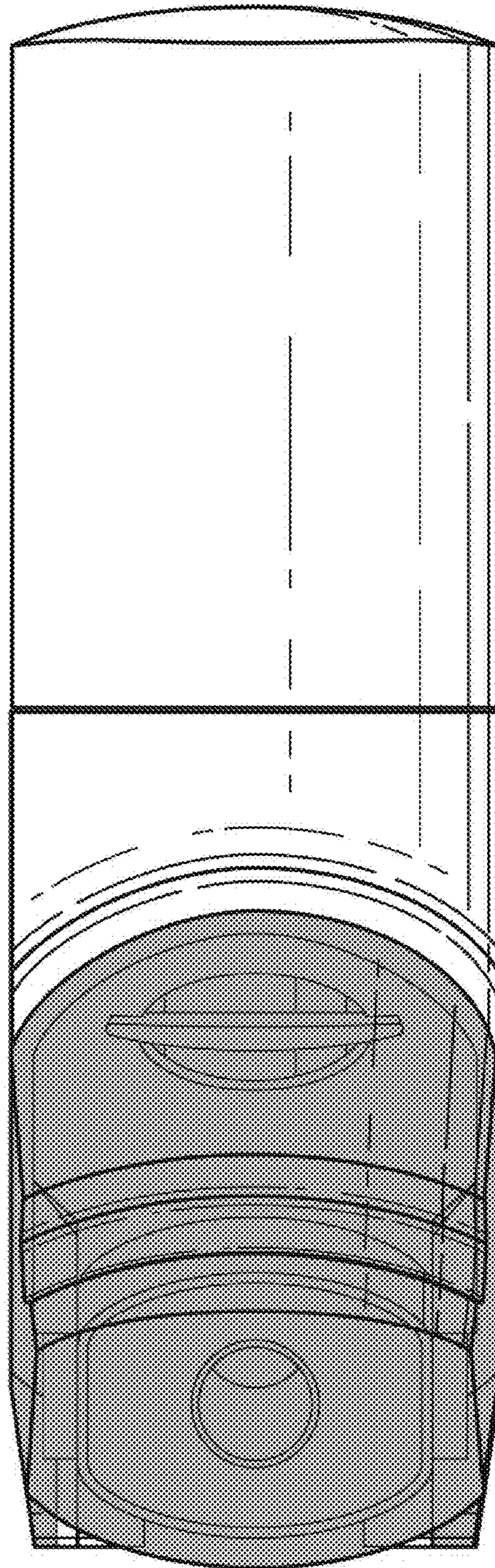
**FIG. 1**



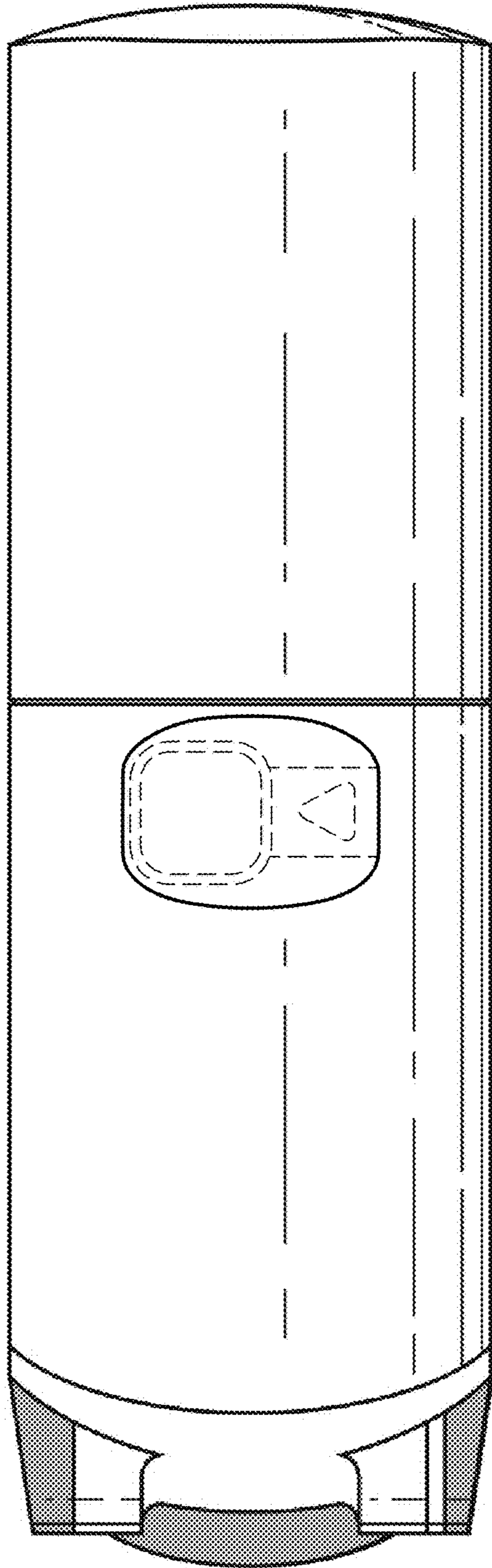
***FIG. 2***



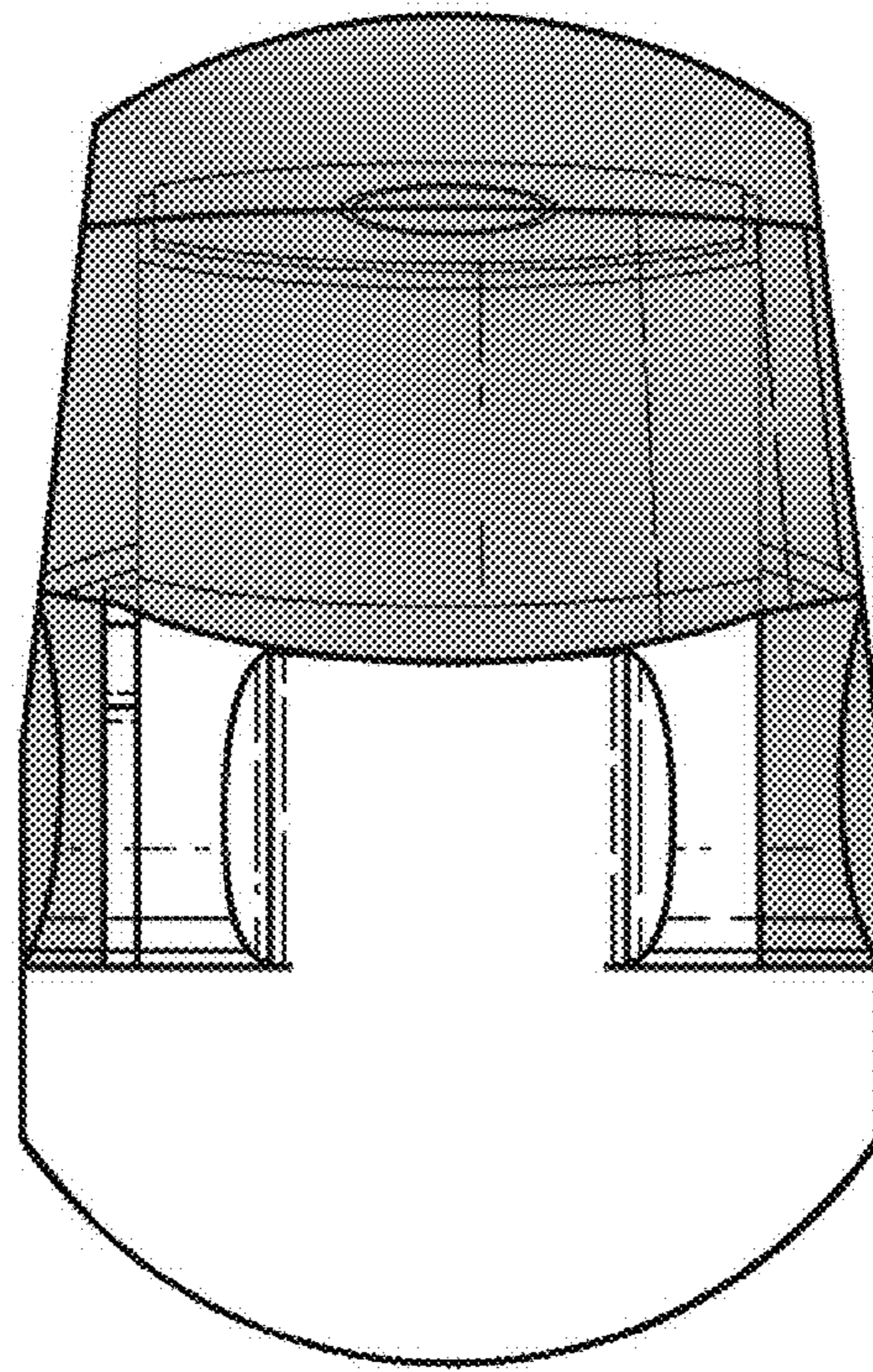
**FIG. 3**



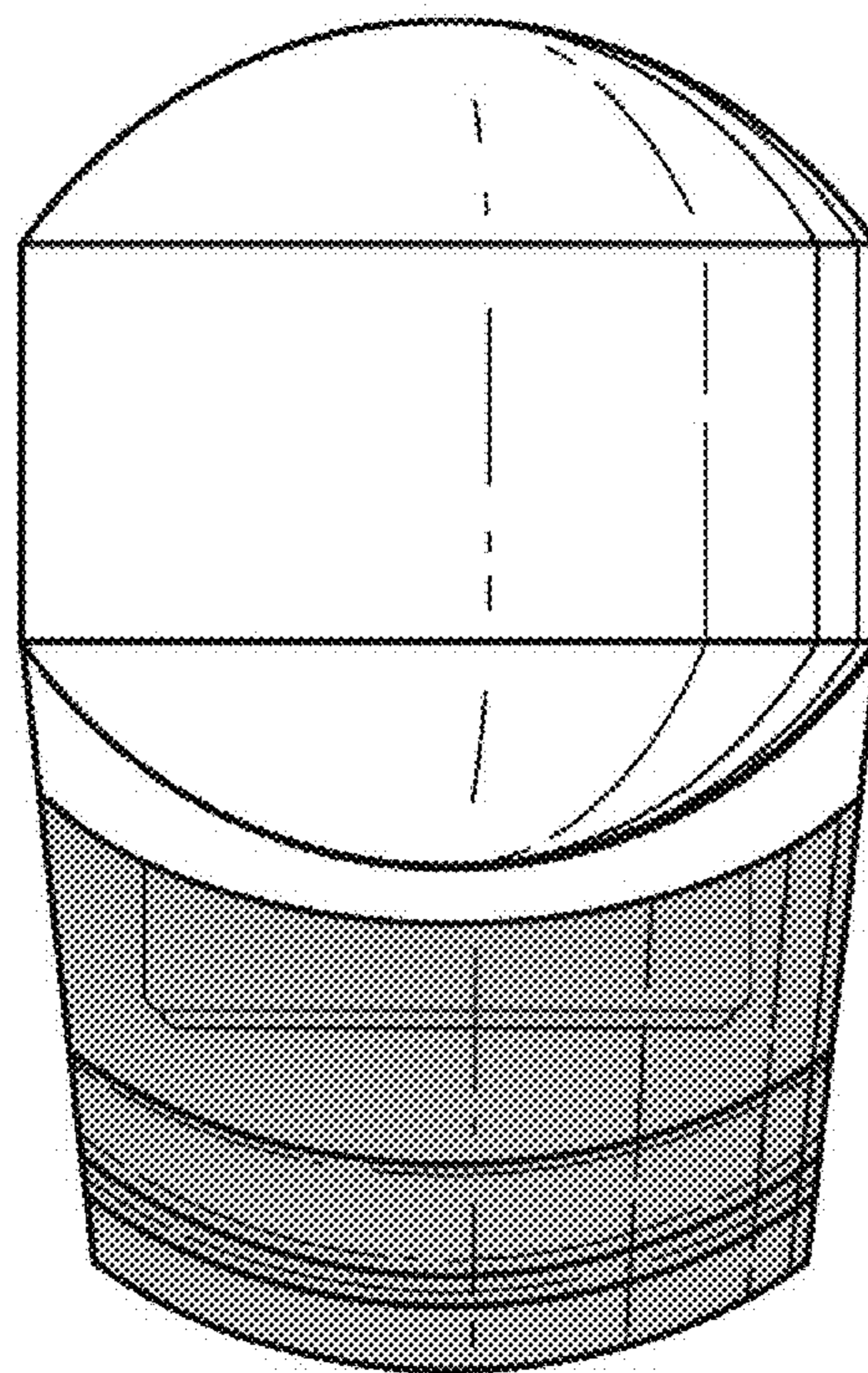
**FIG. 4**



**FIG. 5**



**FIG. 6**



**FIG. 7**