



US00D782637S

(12) **United States Design Patent**  
**Woo et al.**

(10) **Patent No.:** **US D782,637 S**  
(45) **Date of Patent:** **\*\* Mar. 28, 2017**

(54) **AIR CONDITIONER**

(56) **References Cited**

(71) Applicant: **Samsung Electronics Co., Ltd.**,  
Suwon-si, Gyeonggi-do (KR)  
(72) Inventors: **Sangsung Woo**, Seoul (KR); **Junho Yang**,  
Seongnam-si (KR); **Baekki Kim**, Seoul (KR); **Inshik Kim**,  
Seongnam-si (KR); **Youngjoong Jun**, Seoul (KR)  
(73) Assignee: **SAMSUNG ELECTRONICS CO., LTD.**,  
Gyeonggi-Do (KR)

U.S. PATENT DOCUMENTS

D469,173 S *	1/2003	Kawanori .....	D23/351
D580,033 S *	11/2008	Seki .....	D23/351
D621,492 S *	8/2010	Tanaka .....	D23/351
D621,921 S *	8/2010	Ishida .....	D23/351
D623,281 S *	9/2010	Ishida .....	D23/351
D627,043 S *	11/2010	Tanaka .....	D23/351
D763,420 S *	8/2016	Nakai .....	D23/351

\* cited by examiner

*Primary Examiner* — George D. Kirschbaum

*Assistant Examiner* — Natasha Vujcic

(74) *Attorney, Agent, or Firm* — Cantor Colburn LLP

(\*\*) Term: **15 Years**

(21) Appl. No.: **29/549,644**

(22) Filed: **Dec. 28, 2015**

(57) **CLAIM**

We claim, the ornamental design for a air conditioner, as shown and described.

(30) **Foreign Application Priority Data**

Jun. 29, 2015 (KR) ..... 30-2015-0032675

(51) **LOC (10) Cl.** ..... **23-04**

(52) **U.S. Cl.**  
USPC ..... **D23/333**

(58) **Field of Classification Search**  
USPC ..... D23/333, 335, 341, 342, 351, 353, 354,  
D23/355, 356, 359, 364, 365, 370, 385,  
D23/386, 388, 393  
CPC .... F24F 1/00; F24F 1/0007; F24F 1/02; F24F  
1/08; F24F 1/42; F24F 1/56; F24F 1/60;  
F24F 3/044; F24F 3/048; F24F 3/16;  
F24F 7/00; F24F 7/04; F24F 12/001;  
F24F 12/006

See application file for complete search history.

**DESCRIPTION**

FIG. 1 is a front perspective view of a air conditioner showing our new design;  
FIG. 2 is a front view thereof;  
FIG. 3 is a rear view thereof;  
FIG. 4 is a left-side view thereof;  
FIG. 5 is a right-side view thereof;  
FIG. 6 is a top view thereof; and,  
FIG. 7 is a bottom view thereof.  
The broken lines in the drawings illustrate portions of the air conditioner which form no part of the claimed design.

**1 Claim, 4 Drawing Sheets**

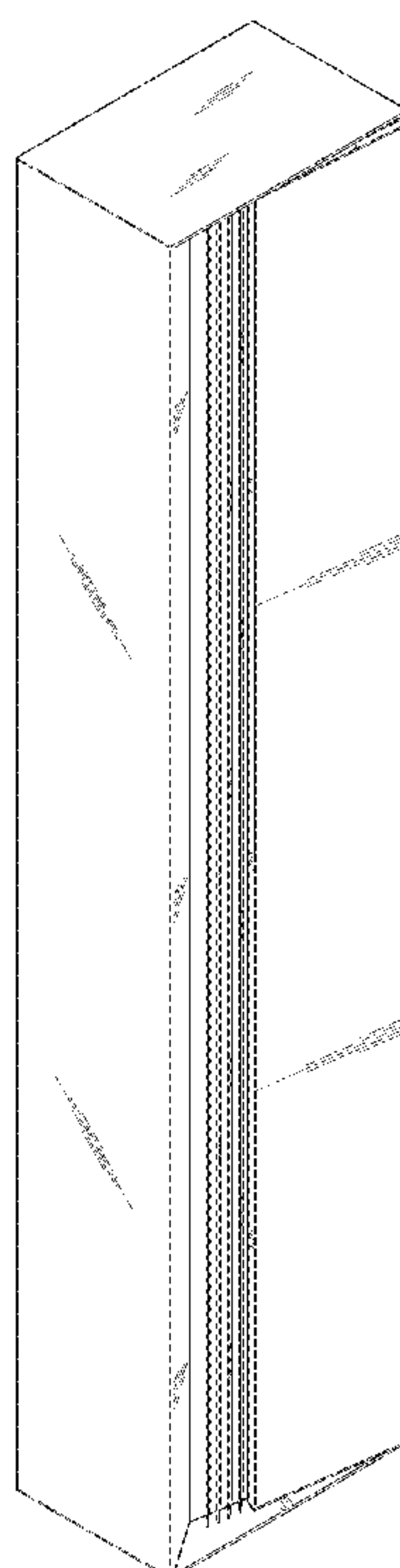


FIG. 1

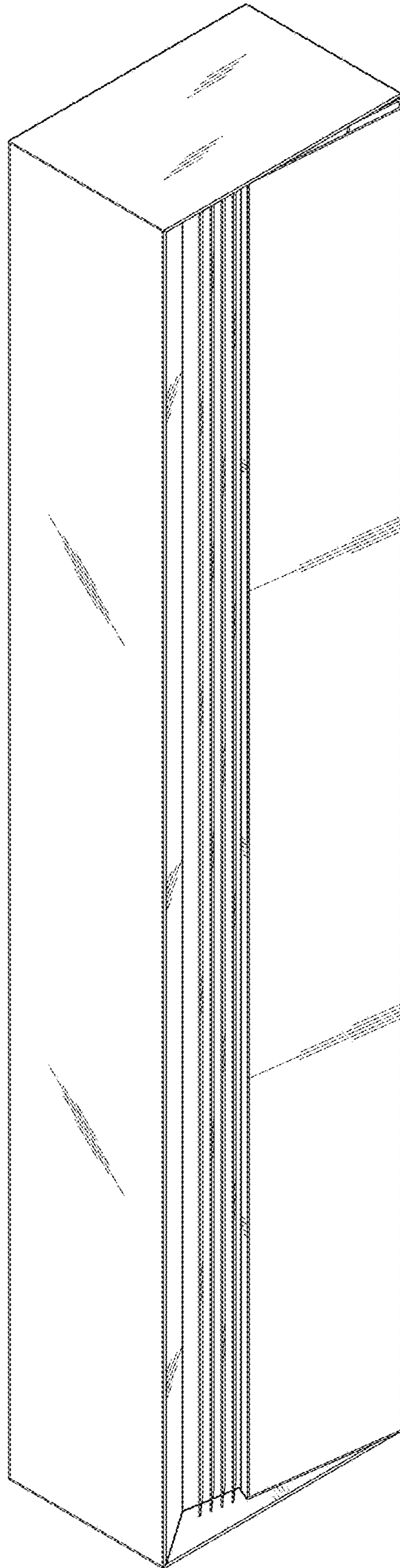


FIG.2




FIG.3






FIG.4

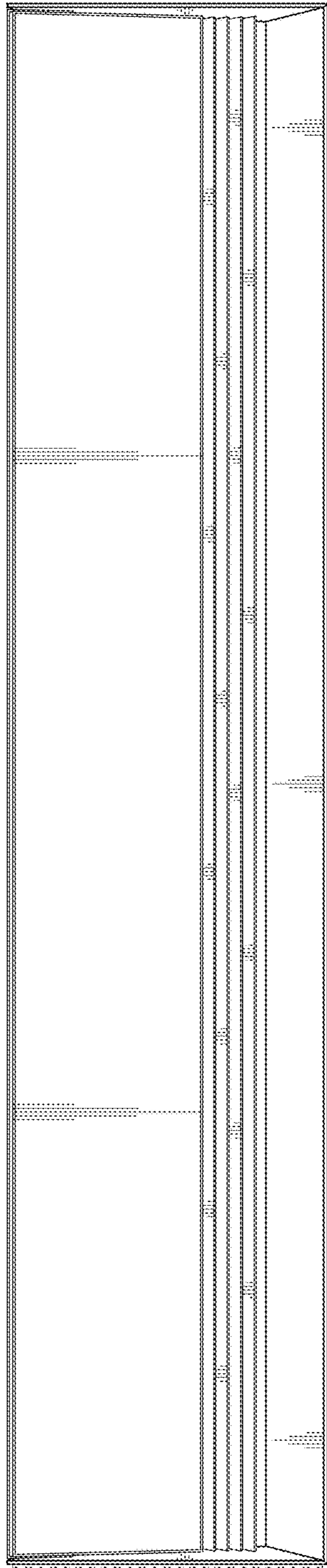


FIG.5

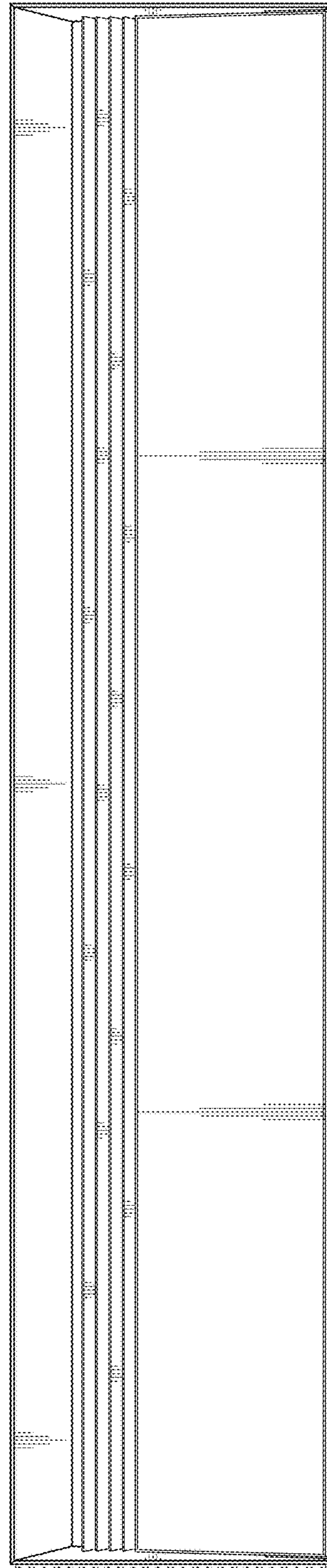


FIG.6

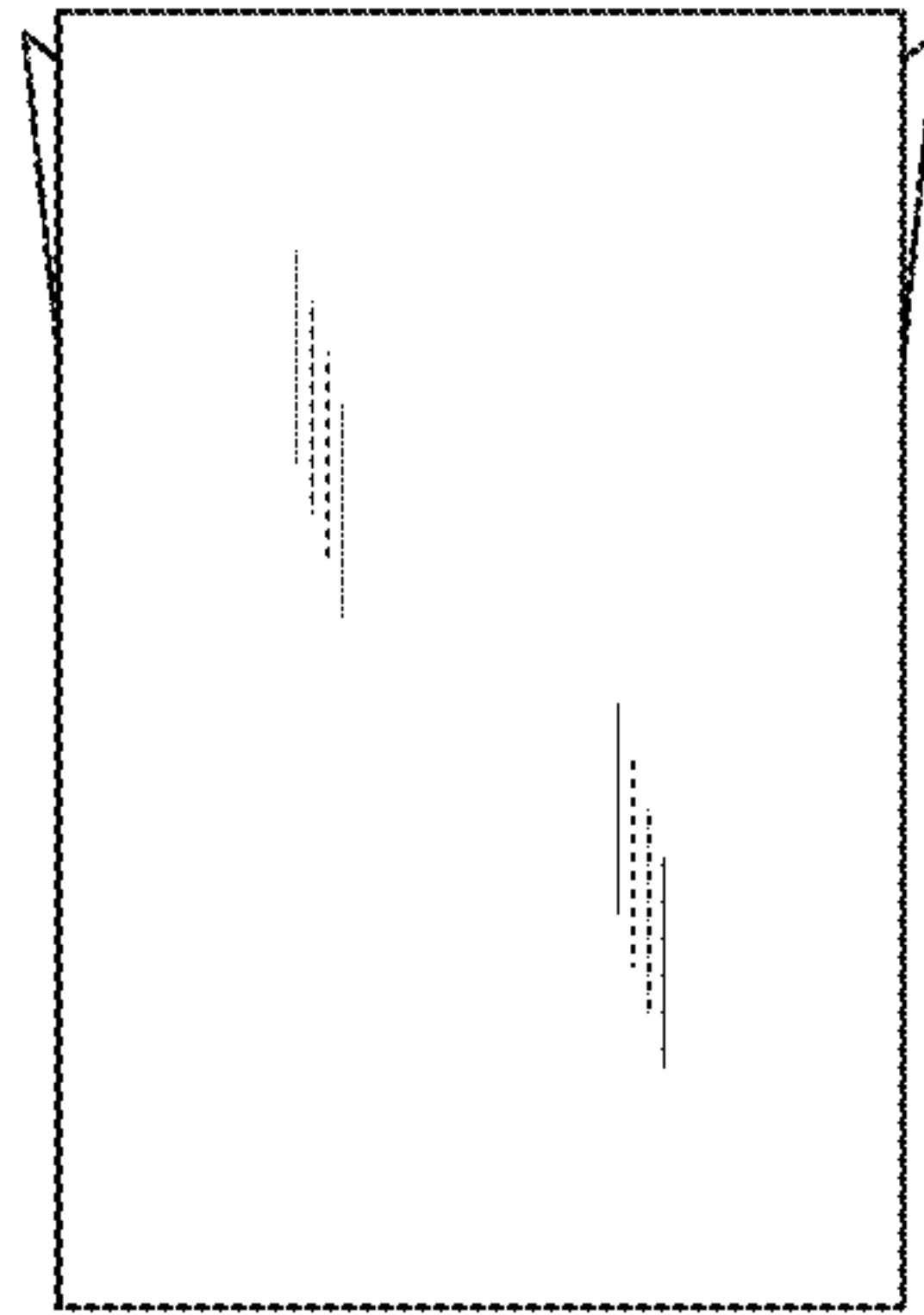


FIG.7

