



US00D782632S

(12) **United States Design Patent**
Baldelli

(10) **Patent No.:** **US D782,632 S**

(45) **Date of Patent:** **** Mar. 28, 2017**

(54) **BABY BATH**
(71) Applicant: **OKBABY S.R.L.**, Telgate (IT)
(72) Inventor: **Gian Battista Baldelli**, Telgate (IT)
(73) Assignee: **OKBABY S.R.L.**, Telgate (BG) (IT)
(**) Term: **15 Years**

(21) Appl. No.: **35/500,252**
(22) Filed: **Oct. 9, 2015**

(80) **Hague Agreement Data**

Int. Filing Date: **Oct. 9, 2015**
Int. Reg. No.: **DM/087982**
Int. Reg. Date: **Oct. 9, 2015**
Int. Reg. Pub. Date: **Nov. 6, 2015**

(51) **LOC (10) Cl.** **23-02**
(52) **U.S. Cl.**
CPC **A47K 3/034** (2013.01)
USPC **D23/278**

(58) **Field of Classification Search**
USPC D23/277, 278, 303, 304; D6/333, 362;
4/572.1
CPC A47K 3/034; A47K 3/074; A47K 3/127
See application file for complete search history.

(56) **References Cited**

U.S. PATENT DOCUMENTS

D285,718 S * 9/1986 Johansson D23/280.4
5,181,284 A * 1/1993 Raphael A47K 3/024
4/572.1

D438,604 S * 3/2001 Harrison D23/280.4
6,243,890 B1 * 6/2001 Yang A47K 3/024
4/572.1
D498,827 S * 11/2004 Shibata D23/278
D538,897 S * 3/2007 Erli D23/278
D551,741 S * 9/2007 Erli D23/278
D561,878 S * 2/2008 Erli D23/278
D610,656 S * 2/2010 Terrell D21/467
D611,259 S * 3/2010 Yeung D6/333
D655,117 S * 3/2012 Erli D6/525
D656,227 S * 3/2012 Erli D23/278
D670,088 S * 11/2012 Wozniak D6/333
D679,370 S * 4/2013 Erli D23/304
D688,474 S * 8/2013 Tu D6/333
D725,244 S * 3/2015 Baldelli D23/278
D741,461 S * 10/2015 Tu D23/278
D750,910 S * 3/2016 Yassa D6/339
D753,276 S * 4/2016 Rajamae-Parik D23/278

* cited by examiner

Primary Examiner — Richard E Chilcot
(74) *Attorney, Agent, or Firm* — Oliff PLC

(57) **CLAIM**

The ornamental design for a baby bath, as shown and described.

DESCRIPTION

FIG. 1.1 is a top, front, right-side, perspective view of the baby bath;
FIG. 1.2 is a top plan view thereof;
FIG. 1.3 is a bottom plan view thereof;
FIG. 1.4 is a front elevational view thereof;
FIG. 1.5 is a rear elevational view thereof;
FIG. 1.6 is a right-side elevational view thereof; and
FIG. 1.7 is a left-side elevational view thereof.

1 Claim, 7 Drawing Sheets




FIG. 1.1



FIG. 1.2

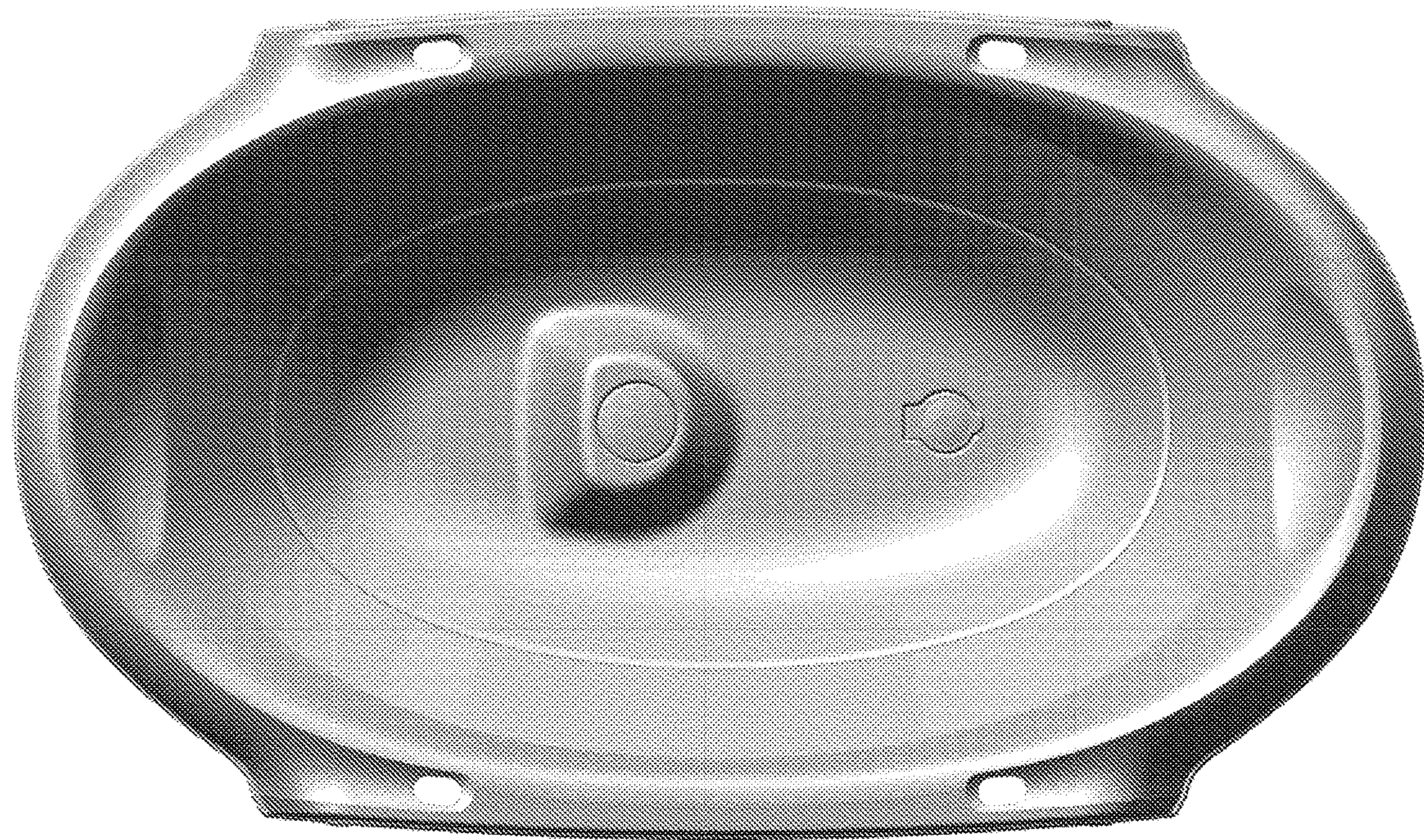


FIG. 1.3




FIG. 1.4




FIG. 1.5




FIG. 1.6




FIG. 1.7

