



US00D782599S

(12) **United States Design Patent** (10) **Patent No.:** **US D782,599 S**
Brooks (45) **Date of Patent:** **** Mar. 28, 2017**

- (54) **MULTI TARGET STAND**
- (71) Applicant: **Kevin Brooks**, Leitchfield, KY (US)
- (72) Inventor: **Kevin Brooks**, Leitchfield, KY (US)
- (73) Assignee: **Decoy Stake Solutions, LLC**,
Leitchfield, KY (US)
- (**) Term: **15 Years**
- (21) Appl. No.: **29/505,536**
- (22) Filed: **Dec. 10, 2015**
- (51) **LOC (10) Cl.** **22-04**
- (52) **U.S. Cl.**
USPC **D22/113**
- (58) **Field of Classification Search**
USPC D22/113; D8/349
CPC F41J 1/10; F41J 5/14; F41J 1/00; F41J
3/0004; F16M 13/02; F16M 11/08
See application file for complete search history.

9,347,733 B2 * 5/2016 Brooks A01M 31/00
2014/0332645 A1 * 11/2014 Brooks A01M 31/06
248/156
2016/0270518 A1 * 9/2016 Brooks A45F 3/44
2016/0281316 A1 * 9/2016 Brooks E02D 5/801

* cited by examiner

Primary Examiner — Michael A Pratt
(74) *Attorney, Agent, or Firm* — Carrithers Law Office,
PLLC

(57) **CLAIM**

The ornamental design for a multi target stand, as shown and described.

DESCRIPTION

FIG. 1 is a perspective view of a multi target stand showing my new design;
FIG. 2 is a front plan view thereof;
FIG. 3 is a rear plan view thereof;
FIG. 4 is a left side view thereof;
FIG. 5 is a right side view thereof;
FIG. 6 is a bottom plan view thereof;
FIG. 7 is a top plan view thereof; and,
FIG. 8 is a perspective view of the multi target stand showing targets in phantom lines.
The broken lines shown in the drawings represent portions of the multi target stand that form no part of the claimed design.

(56) **References Cited**

U.S. PATENT DOCUMENTS

- 6,810,630 B2 * 11/2004 Chizmas A01K 1/04
52/155
- 7,493,873 B2 * 2/2009 Petersen A01K 1/04
119/789
- D752,414 S * 3/2016 Brooks D8/349

1 Claim, 3 Drawing Sheets






FIG. 1

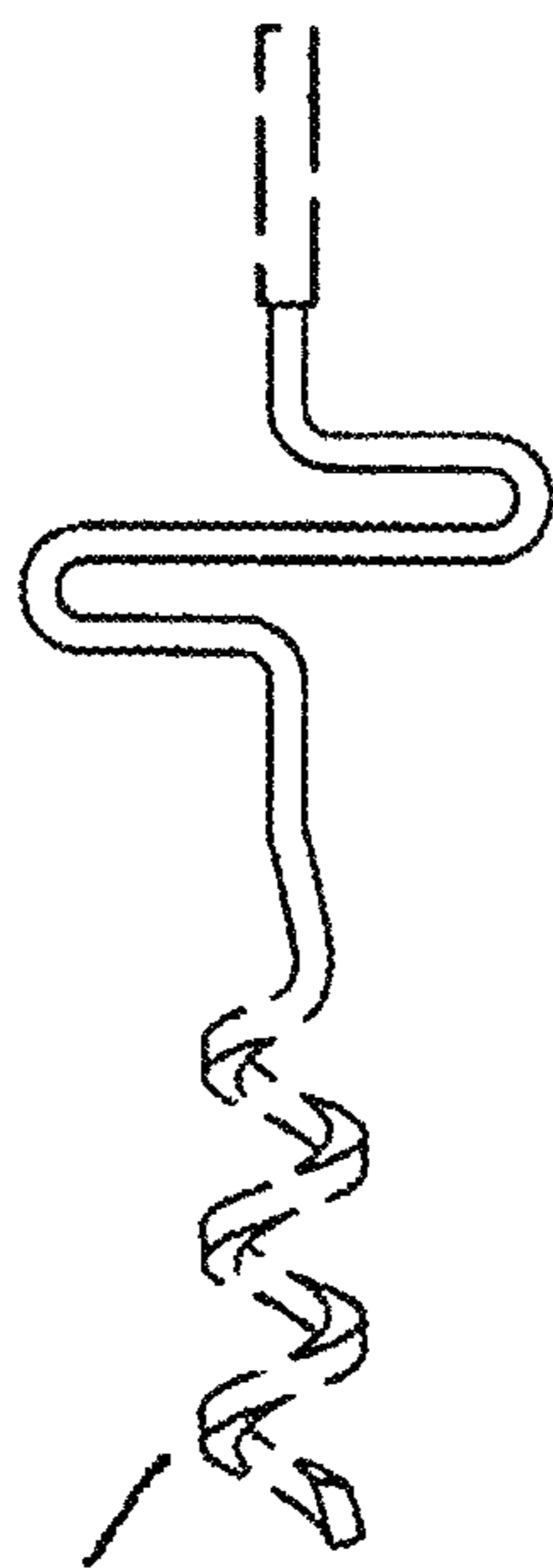


FIG. 2

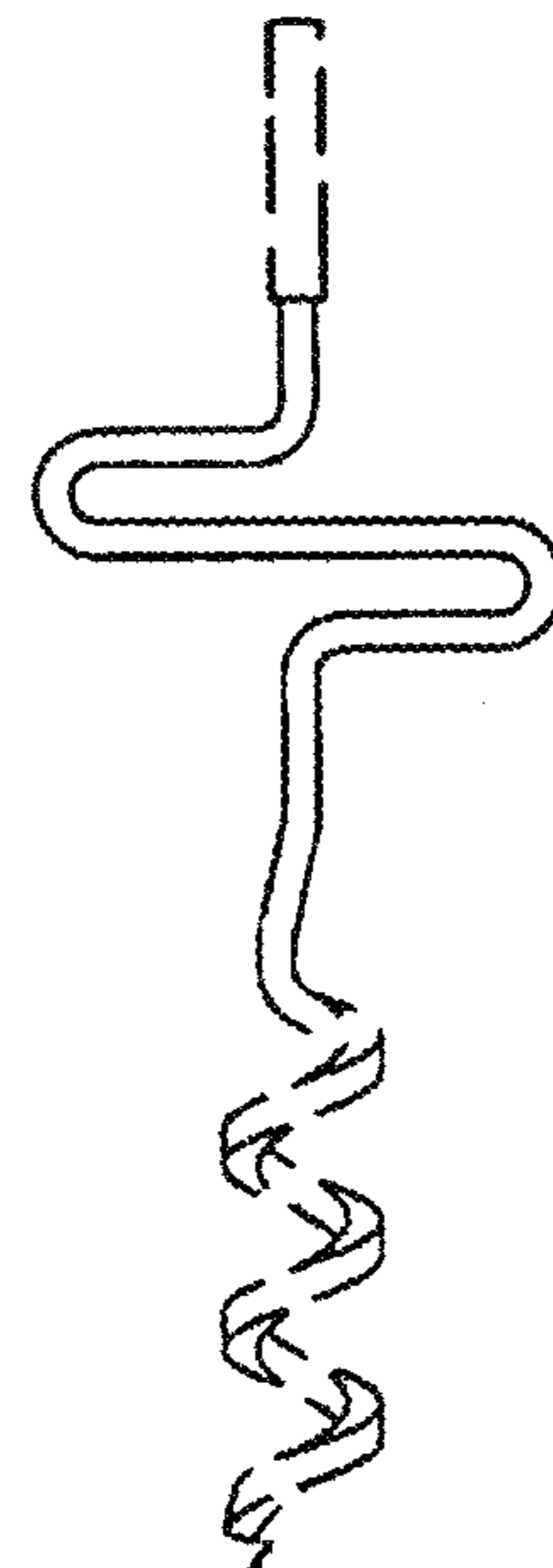


FIG. 3



FIG. 4



FIG. 3

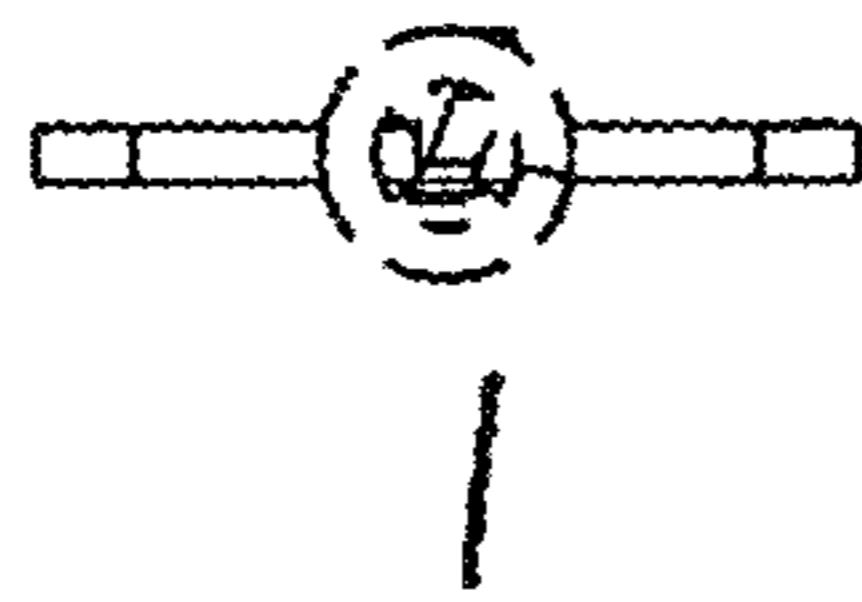


FIG. 6




FIG. 7

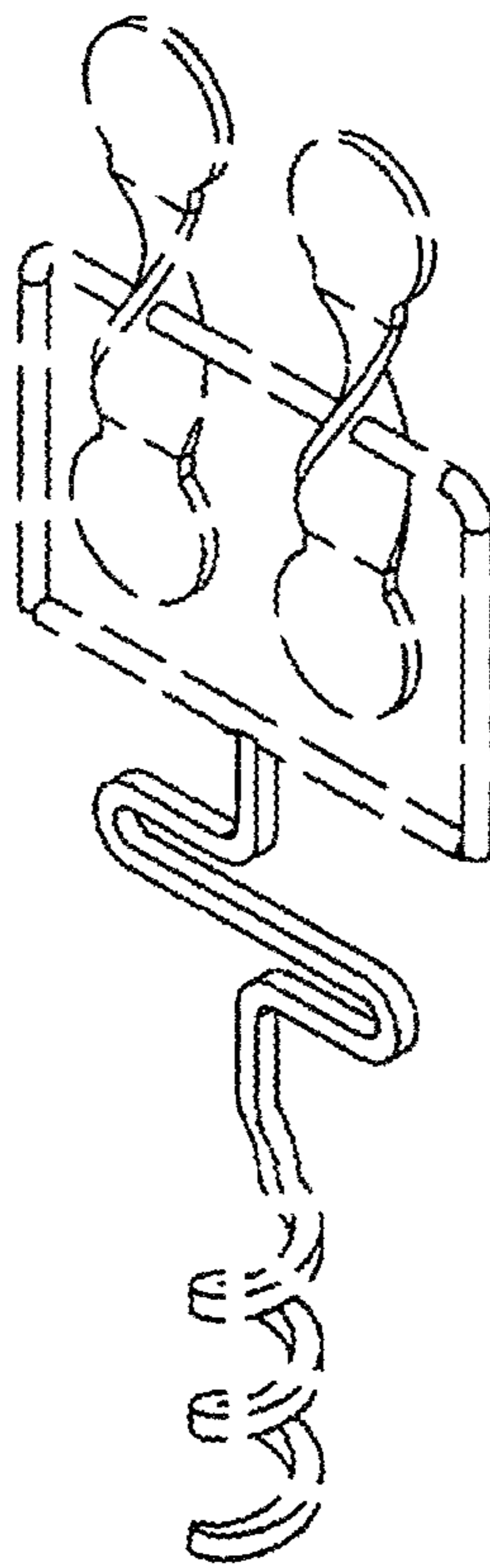


FIG. 8