

US00D782585S

(12) **United States Design Patent**
Bertoncello et al.

(10) **Patent No.:** **US D782,585 S**
(45) **Date of Patent:** **** Mar. 28, 2017**

- (54) **EXERCISE MAT**
- (71) Applicants: **Alvise Bertoncello**, Pittsburgh, PA
(US); **Eleonora Candilera**, Pittsburgh,
PA (US); **Matteo Mason**, Limena (IT)
- (72) Inventors: **Alvise Bertoncello**, Pittsburgh, PA
(US); **Eleonora Candilera**, Pittsburgh,
PA (US); **Matteo Mason**, Limena (IT)
- (73) Assignee: **Technogel Italia S.R.L.** (IT)
- (**) Term: **15 Years**
- (21) Appl. No.: **29/547,793**
- (22) Filed: **Dec. 8, 2015**
- (30) **Foreign Application Priority Data**

Jun. 16, 2015 (EM) 002719930-0005

- (51) **LOC (10) Cl.** **21-02**
- (52) **U.S. Cl.**
USPC **D21/686**
- (58) **Field of Classification Search**
USPC D21/790, 686, 671, 306, 302; 428/195.1,
428/207, 906, 71, 304.4, 317.1; D6/592,
D6/591, 589, 588, 583, 582; 5/417, 420;
482/23, 142, 51, 148, 13, 30, 52, 74, 909;
D25/138; 434/258, 236, 19, 71
CPC ... A63B 21/4037; A63B 6/00; A63B 2210/50;
A63B 23/0458; A63B 2208/0204; Y10T
428/24802
See application file for complete search history.

(56) **References Cited**
U.S. PATENT DOCUMENTS

- D457,373 S * 5/2002 Prinzmetal D6/582
- D487,551 S * 3/2004 Lee D6/582

- D584,093 S * 1/2009 Drumm D21/662
- D615,792 S * 5/2010 Leigh D6/582
- D667,666 S * 9/2012 Guarrasi D6/591
- D678,703 S * 3/2013 Ntoukas D6/582
- D699,979 S * 2/2014 Tamayo D6/582
- D699,980 S * 2/2014 Tamayo D6/589
- D702,970 S * 4/2014 Coco D6/588
- D739,161 S * 9/2015 Seymour D6/582
- 9,211,437 B2 * 12/2015 Soba A63B 21/15
- D766,620 S * 9/2016 Gretz D6/588
- 2001/0034288 A1 * 10/2001 Howlett-Campanella 482/23
- 2003/0017915 A1 * 1/2003 Prinzmetal A63B 6/00
482/23
- 2004/0214692 A1 * 10/2004 Koenig A63B 21/4037
482/23
- 2005/0192158 A1 * 9/2005 Edwards A63B 21/4037
482/23
- 2008/0214361 A1 * 9/2008 Oster A63B 21/4037
482/23
- 2009/0011911 A1 * 1/2009 Lee A63B 6/00
482/142

(Continued)

Primary Examiner — Robert M Spear
Assistant Examiner — Ryan Harvey
(74) *Attorney, Agent, or Firm* — Cohen & Grigsby, P.C.

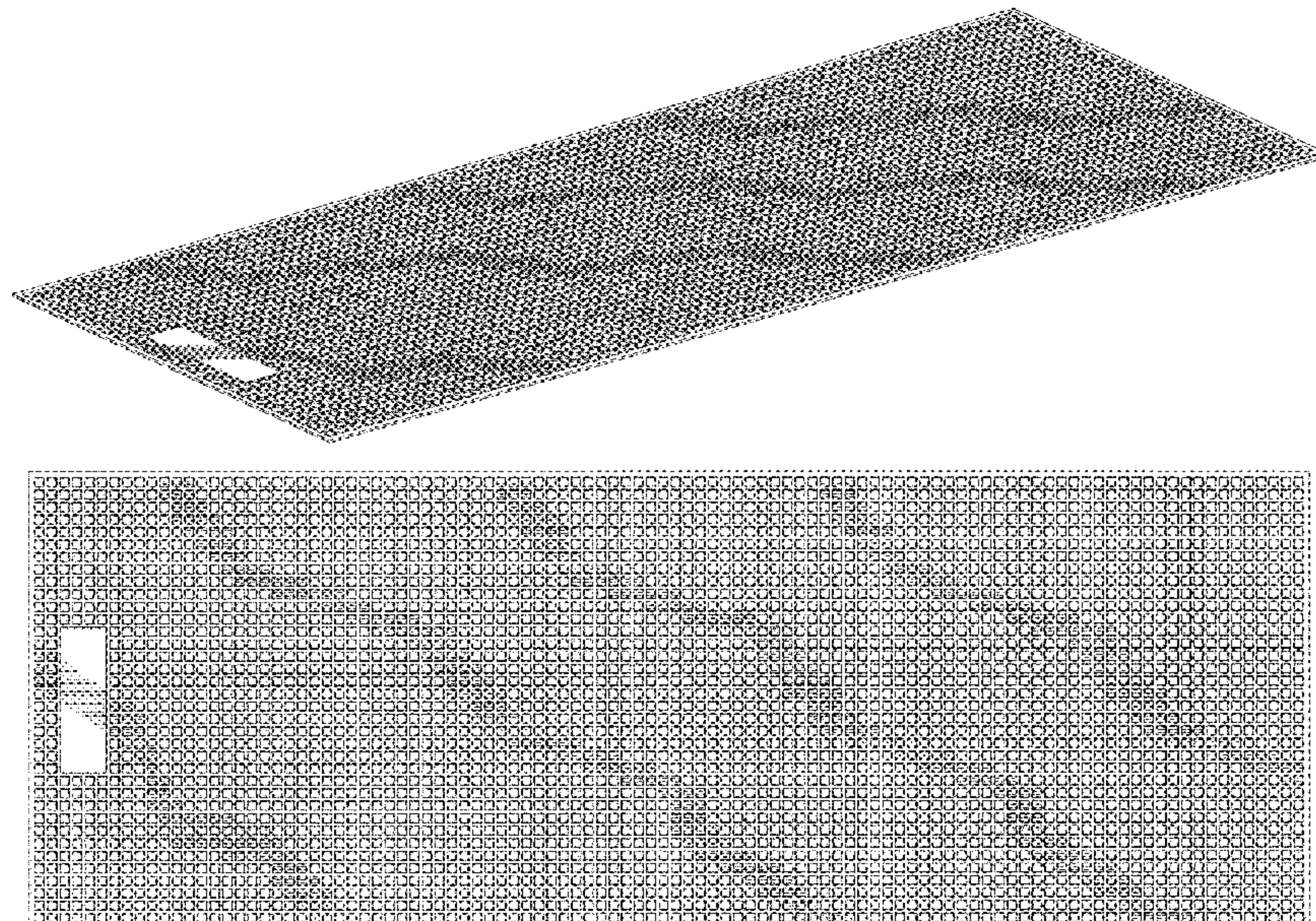
(57) **CLAIM**

The ornamental design for an exercise mat, as shown and described.

DESCRIPTION

FIG. 1 is a perspective view of the exercise mat.
FIG. 2 is a top view of the exercise mat.
FIG. 3 is a bottom view of the exercise mat.
FIG. 4 is front view of the exercise mat.
FIG. 5 is a rear view of the exercise mat.
FIG. 6 is a right side view of the exercise mat; and,
FIG. 7 is a left side view of the exercise mat.

1 Claim, 5 Drawing Sheets



(56)

References Cited

U.S. PATENT DOCUMENTS

2012/0124739 A1* 5/2012 Crowne A63B 21/4037
5/417
2013/0180048 A1* 7/2013 Saltzman A63B 23/035
5/417
2014/0237718 A1* 8/2014 Burch A63B 21/4037
5/417
2016/0129300 A1* 5/2016 Moore A63B 21/4037
428/35.5

* cited by examiner




FIG. 1




FIG. 2




FIG. 3

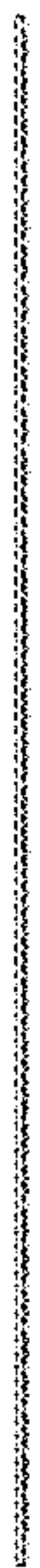


FIG. 4



FIG. 5



FIG. 6



FIG. 7