

US00D782578S

(12) **United States Design Patent** (10) **Patent No.:** **US D782,578 S**
Casciotti et al. (45) **Date of Patent:** **** Mar. 28, 2017**

(54) **WRITING INSTRUMENT**

(71) Applicant: **Amsterdam Printing & Litho, Inc.**,
North Mankato, MN (US)

(72) Inventors: **David M. Casciotti**, Amsterdam, NY
(US); **Jing Mahler**, Glenville, NY
(US); **Andres Lesmes**, Saratoga
Springs, NY (US)

(73) Assignee: **Amsterdam Printing & Litho, Inc.**,
North Mankato, MN (US)

(**) Term: **15 Years**

(21) Appl. No.: **29/536,612**

(22) Filed: **Aug. 18, 2015**

(51) **LOC (10) Cl.** **19-06**

(52) **U.S. Cl.**
USPC **D19/199**

(58) **Field of Classification Search**
USPC D14/411, 431, 480.3; D19/115-204
CPC . B43K 5/005; B43K 7/00; B43K 7/12; B43K
8/04; B43K 8/06; B43K 19/00; B43K
19/02; B43K 19/14; B43K 24/08; B43K
24/084
See application file for complete search history.

D538,853 S * 3/2007 Losel D19/172
D541,860 S * 5/2007 Kung D19/172
D546,882 S * 7/2007 Qiu D19/174
D555,729 S * 11/2007 Lin D19/175
D622,771 S 8/2010 Casciotti et al.
D626,595 S 11/2010 Casciotti et al.
D643,067 S * 8/2011 Casciotti D19/192
D651,241 S 12/2011 Liang
D663,773 S 7/2012 Casciotti et al.
D664,594 S 7/2012 Casciotti et al.
D667,056 S 9/2012 Casciotti et al.
D672,812 S * 12/2012 Zhang D19/172
D726,825 S * 4/2015 Casciotti D19/171
D726,826 S * 4/2015 Casciotti D19/199
D751,146 S * 3/2016 Casciotti D19/201

* cited by examiner

Primary Examiner — Elizabeth Albert
(74) *Attorney, Agent, or Firm* — Dicke, Billig & Czaja,
PLLC

(57) **CLAIM**
We claim the ornamental design for a writing instrument, as
shown and described.


DESCRIPTION

FIG. 1 is a perspective view of a writing instrument showing
our new design;
FIG. 2 is a front view of FIG. 1;
FIG. 3 is a back view of FIG. 1;
FIG. 4 is a right side view of FIG. 1, the left side view being
a mirror image of the right side view;
FIG. 5 is an enlarged top view of FIG. 1; and,
FIG. 6 is an enlarged bottom view of FIG. 1.
The broken lines in the drawings of FIGS. 1-6 are included
for the purpose of showing portions that form no part of the
claimed design.

1 Claim, 6 Drawing Sheets

(56) **References Cited**
U.S. PATENT DOCUMENTS

D445,455 S * 7/2001 Saito D19/179
D464,676 S * 10/2002 Leo D19/199
D485,574 S * 1/2004 Keil D19/175
D492,350 S * 6/2004 Morrow D19/199
D499,142 S * 11/2004 Morrow D19/172
D506,507 S * 6/2005 Qiu D19/172






Fig. 1

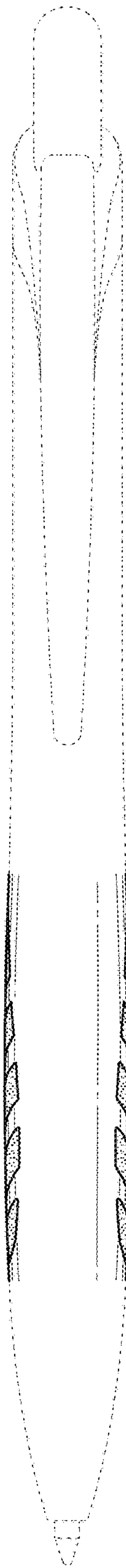


Fig. 2



Fig. 3




Fig. 4

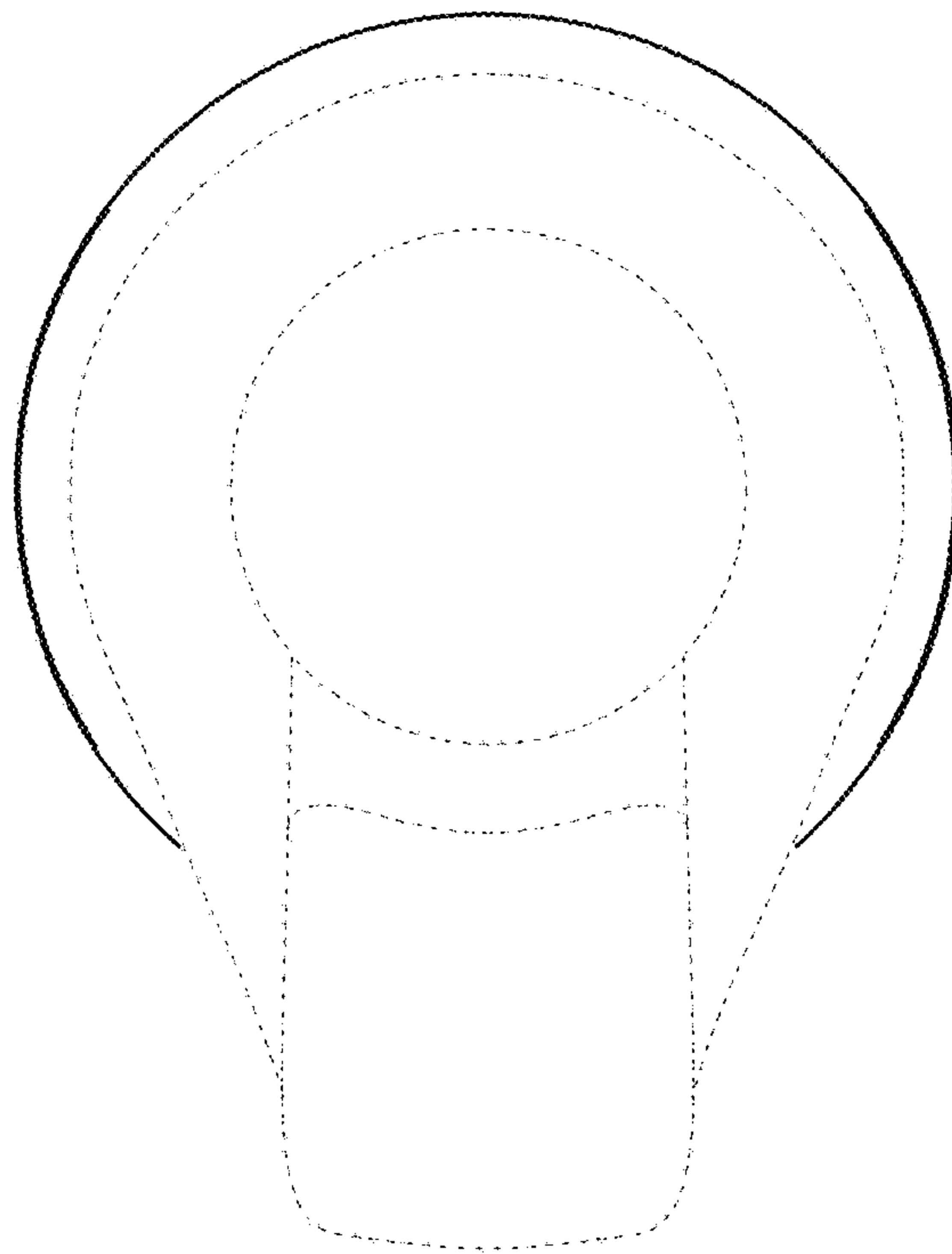


Fig. 5

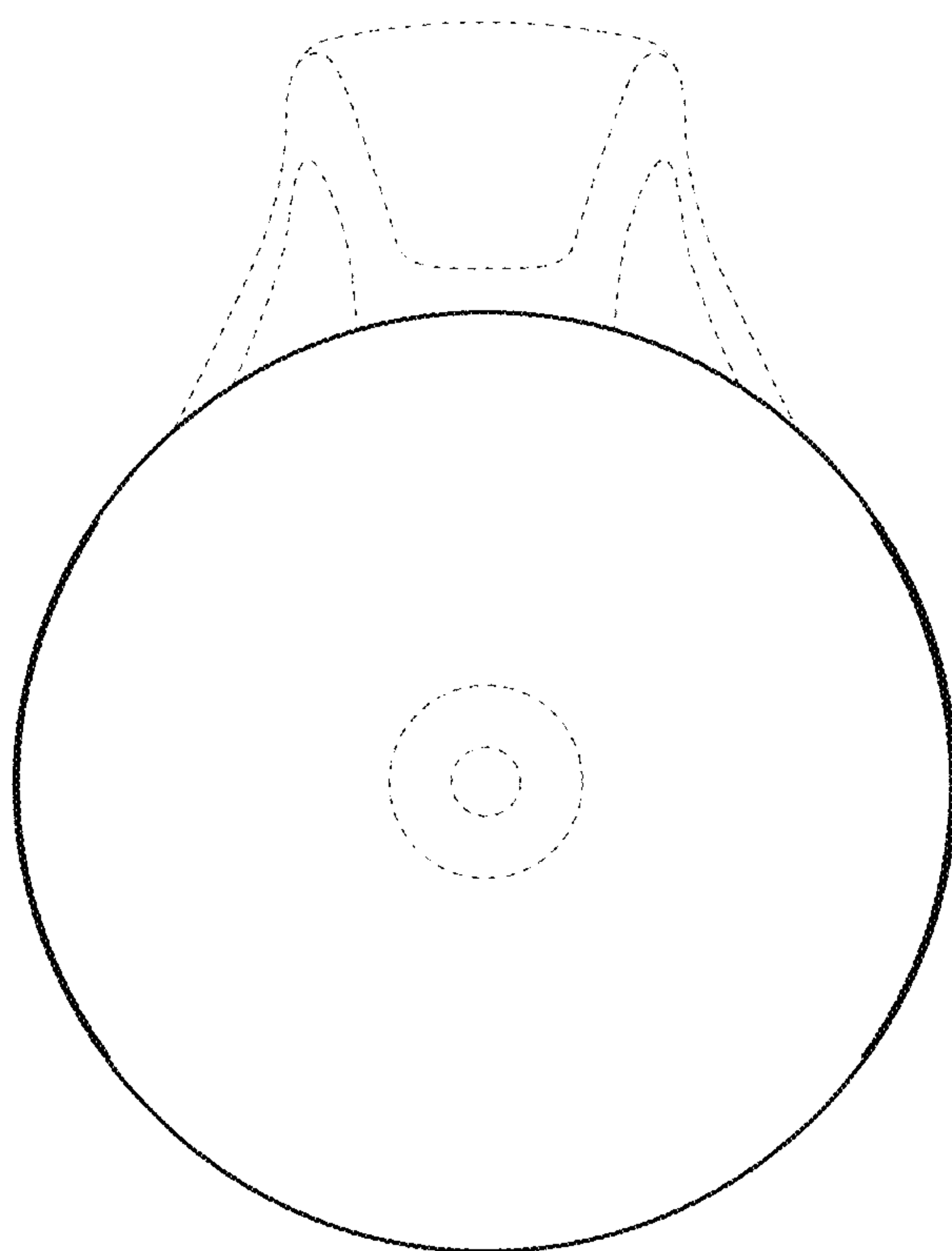


Fig. 6