



US00D782577S

(12) **United States Design Patent**
Li

(10) **Patent No.:** **US D782,577 S**

(45) **Date of Patent:** **** Mar. 28, 2017**

(54) **PEN**

(71) Applicant: **Shanghai Lees Manufacturing Co., Ltd.**, Shanghai (CN)

(72) Inventor: **Lei Xin Li**, Shanghai (CN)

(73) Assignee: **SHANGHAI LEES MANUFACTURING CO., LTD.**, Shanghai (CN)

(**) Term: **15 Years**

(21) Appl. No.: **29/548,073**

(22) Filed: **Dec. 10, 2015**

(30) **Foreign Application Priority Data**

Aug. 21, 2015 (CN) 2015 3 0316165

(51) **LOC (10) Cl.** **19-06**

(52) **U.S. Cl.**
USPC **D19/173; D19/904**

(58) **Field of Classification Search**
USPC D14/411; D19/115–204
CPC ... B43K 5/00; B43K 7/00; B43K 7/12; B43K 8/04; B43K 8/06; B43K 19/00; B43K 19/02; B43K 19/14; B43K 24/08
See application file for complete search history.

(56) **References Cited**

U.S. PATENT DOCUMENTS

D123,485 S * 11/1940 McKiernan D19/196
D142,383 S * 9/1945 Martin D19/196

D236,752 S * 9/1975 Funahashi D18/15
D444,499 S * 7/2001 Nakazawa D19/176
D452,877 S * 1/2002 DeLuca 48/55
D545,364 S * 6/2007 Ternovits D19/163
D545,367 S * 6/2007 Ternovits D19/173
D548,789 S * 8/2007 Ternovits D19/168
D565,106 S * 3/2008 Silverstein D19/196
D565,656 S * 4/2008 Silverstein D19/196
D566,175 S * 4/2008 Qiu D19/121
D572,753 S * 7/2008 Brigham D19/185
D572,755 S * 7/2008 Brigham D19/121
D595,351 S * 6/2009 Yu D19/163
D620,524 S * 7/2010 Shibata D19/172
D662,097 S * 6/2012 Lin D14/411
D682,938 S * 5/2013 Larson D19/196
D724,148 S * 3/2015 Bo D19/173
D763,962 S * 8/2016 Zhang D19/173
D767,034 S * 9/2016 Zhang D19/173

* cited by examiner

Primary Examiner — Elizabeth Albert

(74) *Attorney, Agent, or Firm* — Mark M. Friedman

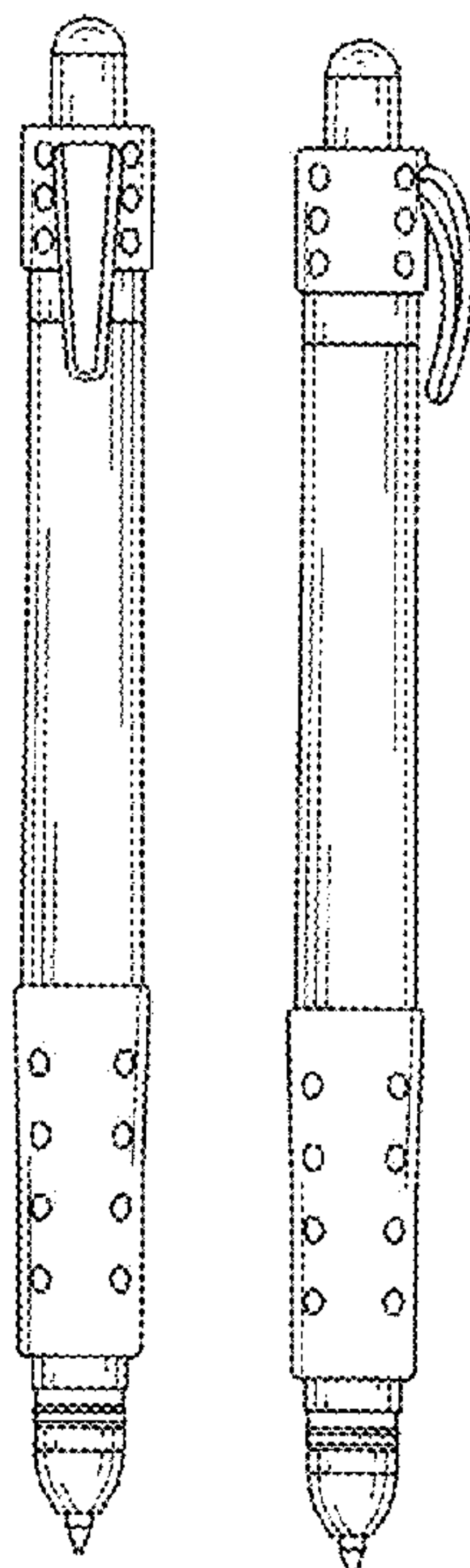
(57) **CLAIM**

The ornamental design for a pen, as shown and described.

DESCRIPTION

FIG. 1 is a perspective view of the pen;
FIG. 2 is a front elevational view of the pen;
FIG. 3 is a rear elevational view of the pen;
FIG. 4 is a right side elevational view of the pen;
FIG. 5 is a left side elevational view of the pen;
FIG. 6 is a top plan view of the pen; and,
FIG. 7 is a bottom plan view of the pen.

1 Claim, 4 Drawing Sheets



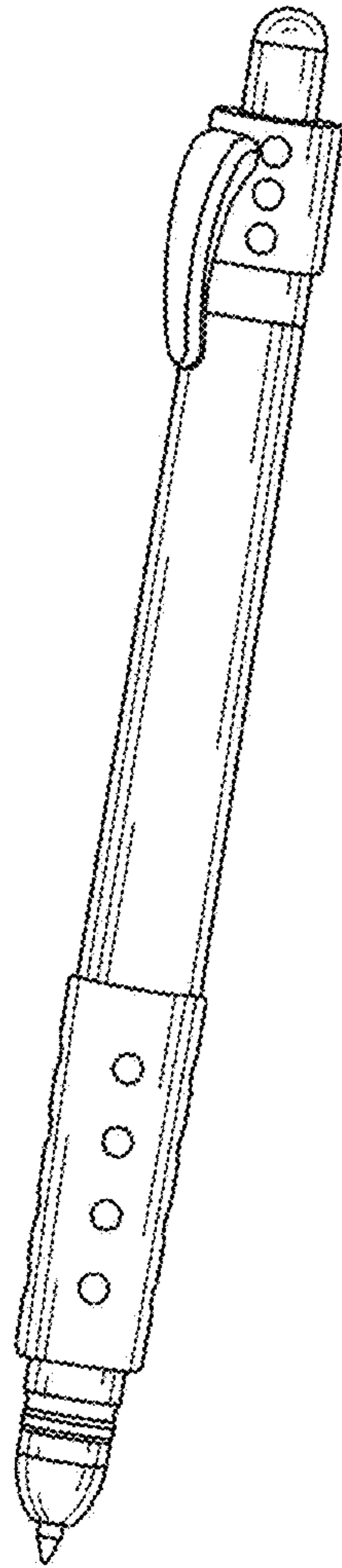


FIG. 1




FIG. 2




FIG. 3




FIG. 4




FIG. 5




FIG. 6




FIG. 7