



US00D782576S

(12) **United States Design Patent**
Laemle

(10) **Patent No.:** **US D782,576 S**
(45) **Date of Patent:** **** Mar. 28, 2017**

(54) **PEN**
(71) Applicant: **David A. Laemle**, Westwood, NJ (US)
(72) Inventor: **David A. Laemle**, Westwood, NJ (US)
(73) Assignee: **Davro Products, Inc.**, Westwood, NJ (US)
(**) Term: **15 Years**

D654,952 S * 2/2012 Laemle D19/172
D656,991 S * 4/2012 Losel D19/172
D665,025 S * 8/2012 Li D19/172
D667,882 S * 9/2012 Uchiyama D19/172
D672,813 S * 12/2012 Zhang D19/172
D692,483 S * 10/2013 Laemle D19/172
D692,484 S * 10/2013 Laemle D19/172
8,550,735 B2 * 10/2013 Rolion B43K 17/005
401/103
D698,390 S * 1/2014 Shimizu D19/916
(Continued)

(21) Appl. No.: **29/535,703**
(22) Filed: **Aug. 10, 2015**
(51) **LOC (10) Cl.** **19-06**
(52) **U.S. Cl.**
USPC **D19/172; D19/932**
(58) **Field of Classification Search**
USPC D14/411; D19/115-204
CPC ... B43K 5/00; B43K 7/00; B43K 7/10; B43K
7/12; B43K 8/04; B43K 19/00; B43K
19/02; B43K 19/14
See application file for complete search history.

OTHER PUBLICATIONS

Digital Photograph of an Archer II Stylus Pen design by Gold Bond,
1 photo (Prior Art).
(Continued)

Primary Examiner — Elizabeth Albert
(74) *Attorney, Agent, or Firm* — St Onge Steward
Johnston and Reens LLC

(57) **CLAIM**

The ornamental design for a pen, as shown and described.

(56) **References Cited**

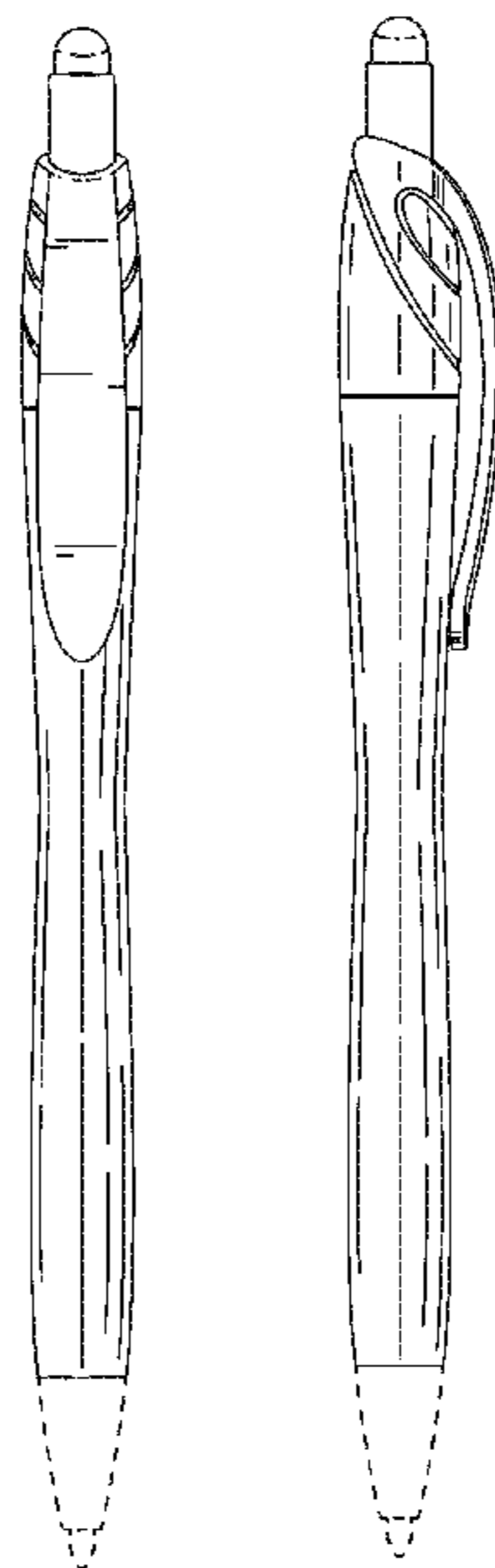
DESCRIPTION

U.S. PATENT DOCUMENTS

D147,107 S * 7/1947 Breitenstein D19/168
D269,189 S * 5/1983 Sakaoka D19/173
D307,421 S * 4/1990 Tedham D14/411
D357,275 S * 4/1995 Covington D19/155
D385,915 S * 11/1997 Shimizu D19/170
D418,163 S * 12/1999 Rosen D19/171
D463,823 S * 10/2002 Yoon D19/172
D477,027 S * 7/2003 Bain D19/197
D490,109 S * 5/2004 Finney D19/172
D500,521 S * 1/2005 Hautzinger D19/174
D535,692 S * 1/2007 Gobbo D19/172
D552,676 S * 10/2007 Tien D19/172
D562,392 S * 2/2008 Qiu D19/172
D612,888 S * 3/2010 Rolion D19/171

FIG. 1 is a top right side isometric view of a pen in accordance with the new design;
FIG. 2 is a top plan view thereof;
FIG. 3 is a bottom plan view thereof;
FIG. 4 is a right side elevational view thereof;
FIG. 5 is a left side elevational view thereof;
FIG. 6 is a rear elevational view thereof; and,
FIG. 7 is a front elevational view thereof.
The broken lines shown in FIGS. 1-5 and 7 are for the purpose of illustrating portions of the pen that form no part of the claimed design.

1 Claim, 6 Drawing Sheets



(56)

References Cited

U.S. PATENT DOCUMENTS

D708,263 S	*	7/2014	Laemle	D19/179
D708,671 S	*	7/2014	Laemle	D19/174
D709,949 S	*	7/2014	Fleming	D19/119
D751,144 S	*	3/2016	Goodelman	D19/171
D753,768 S	*	4/2016	Goodelman	D19/171
D763,354 S	*	8/2016	Zhang	D19/172
D763,961 S	*	8/2016	Zhang	D19/172

OTHER PUBLICATIONS

- Digital Photograph of a Butterfly Stylus Pen design by Davro Products, 1 photo (Prior Art).
- Digital Photograph of a Cirrus Stylus Pen design by National Pen Company, 1 photo (Prior Art).
- Digital Photograph of an Evolution Grip Stylus Pen design by Davro Products, 1 photo (Prior Art).
- Digital Photograph of an Evolution Stylus Pen design by Davro Products, 1 photo (Prior Art).
- Digital Photograph of an Existing Product design by Guanzhong Import & Export Company, 1 photo (Prior Art).
- Digital Photograph of a Javalina Stylus Pen design by Hub Pen Company, 1 photo (Prior Art).
- Digital Photograph of a Marita Stylus Pen design by 4 Imprint, 1 photo (Prior Art).

* cited by examiner

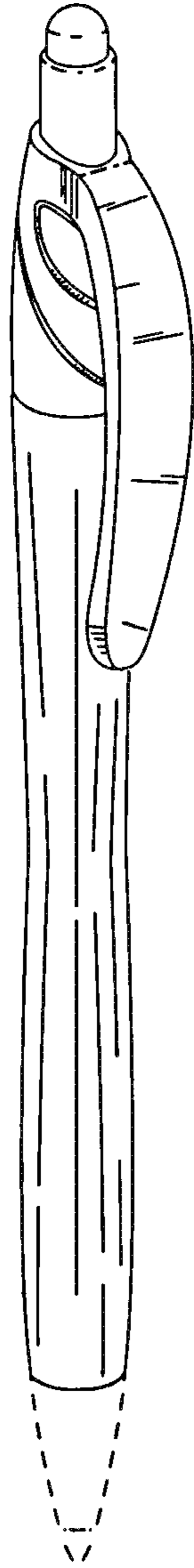


FIG. 1

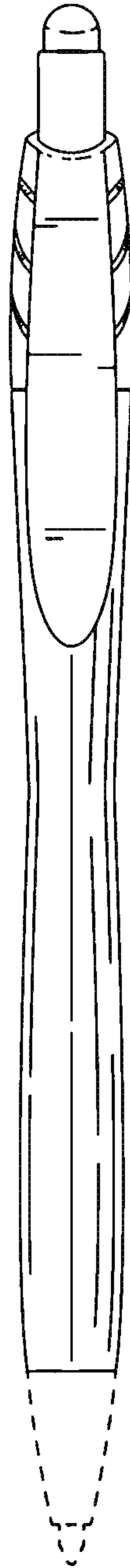


FIG. 2

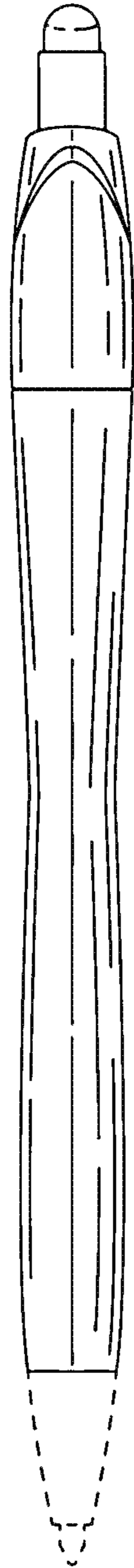


FIG. 3

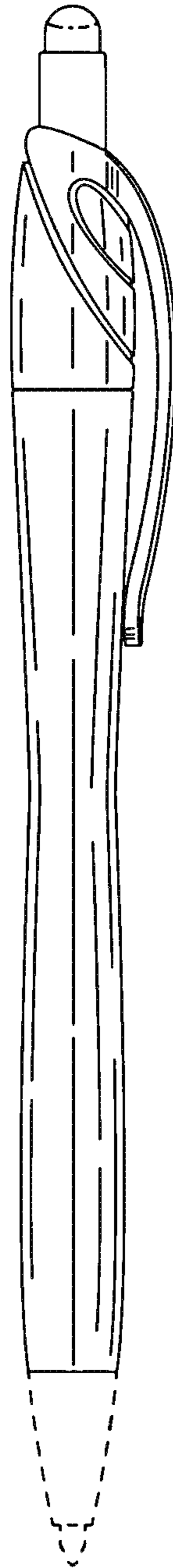


FIG. 4




FIG. 5



FIG. 6




FIG. 7