



US00D782575S

(12) **United States Design Patent**  
**Li**

(10) **Patent No.:** **US D782,575 S**  
(45) **Date of Patent:** **\*\* Mar. 28, 2017**

(54) **PEN**  
(71) Applicant: **Shanghai Lees Manufacturing Co., Ltd.**, Shanghai (CN)  
(72) Inventor: **Lei Xin Li**, Shanghai (CN)  
(73) Assignee: **SHANGHAI LEES MANUFACTURING CO., LTD.**, Shanghai (CN)  
(\*\*) Term: **15 Years**  
(21) Appl. No.: **29/549,613**  
(22) Filed: **Dec. 28, 2015**

(30) **Foreign Application Priority Data**  
Oct. 17, 2015 (CN) ..... 2015 3 0401489  
(51) **LOC (10) Cl.** ..... **19-06**  
(52) **U.S. Cl.**  
USPC ..... **D19/166; D19/904**  
(58) **Field of Classification Search**  
USPC ..... D14/411; D19/115-204  
CPC ... B43K 5/00; B43K 7/00; B43K 7/12; B43K 8/04; B43K 8/06; B43K 19/00; B43K 19/02; B43K 19/14; B43K 24/08  
See application file for complete search history.

(56) **References Cited**  
U.S. PATENT DOCUMENTS  
D123,485 S \* 11/1940 McKiernan ..... D19/196  
D142,383 S \* 9/1945 Martin ..... D19/196  
2,457,217 A \* 12/1948 Ernst ..... B43K 27/08  
401/172  
D236,271 S \* 8/1975 Herczog ..... 361/679.56

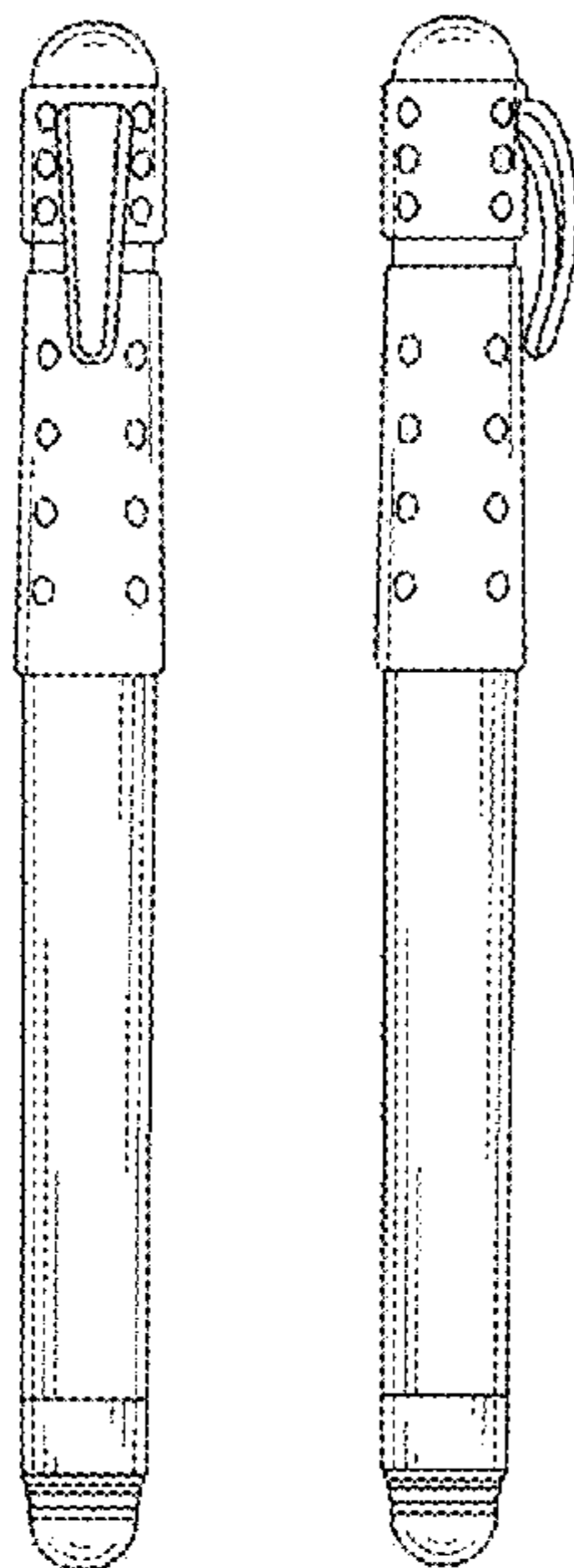
D236,752 S \* 9/1975 Funahashi ..... D18/15  
D423,576 S \* 4/2000 Stevens ..... D19/166  
D444,499 S \* 7/2001 Nakazawa ..... D19/176  
D452,877 S \* 1/2002 DeLuca ..... 48/55  
D452,878 S \* 1/2002 Candelora ..... D19/195  
D545,367 S \* 6/2007 Ternovits ..... D19/173  
D548,789 S \* 8/2007 Ternovits ..... D19/168  
D565,106 S \* 3/2008 Silverstein ..... D19/196  
D566,175 S \* 4/2008 Qiu ..... D19/121  
D572,753 S \* 7/2008 Brigham ..... D19/185  
D572,755 S \* 7/2008 Brigham ..... D19/121  
D595,351 S \* 6/2009 Yu ..... D19/163  
D620,524 S \* 7/2010 Shibata ..... D19/172  
D647,961 S \* 11/2011 Zhang ..... D19/166  
D682,938 S \* 5/2013 Larson ..... D19/196  
D719,164 S \* 12/2014 Laemle ..... D14/411  
D727,325 S \* 4/2015 Spector ..... D14/411  
D763,962 S \* 8/2016 Zhang ..... D19/173

\* cited by examiner  
*Primary Examiner* — Elizabeth Albert  
(74) *Attorney, Agent, or Firm* — Mark M. Friedman

(57) **CLAIM**  
The ornamental design for a pen, as shown and described.

**DESCRIPTION**  
FIG. 1 is a perspective view of the pen;  
FIG. 2 is a front elevational view of the pen;  
FIG. 3 is a rear elevational view of the pen;  
FIG. 4 is a left side elevational view of the pen;  
FIG. 5 is a right side elevational view of the pen;  
FIG. 6 is a top plan view of the pen;  
FIG. 7 is a bottom plan view of the pen; and,  
FIG. 8 is an exploded view of the pen.

**1 Claim, 5 Drawing Sheets**



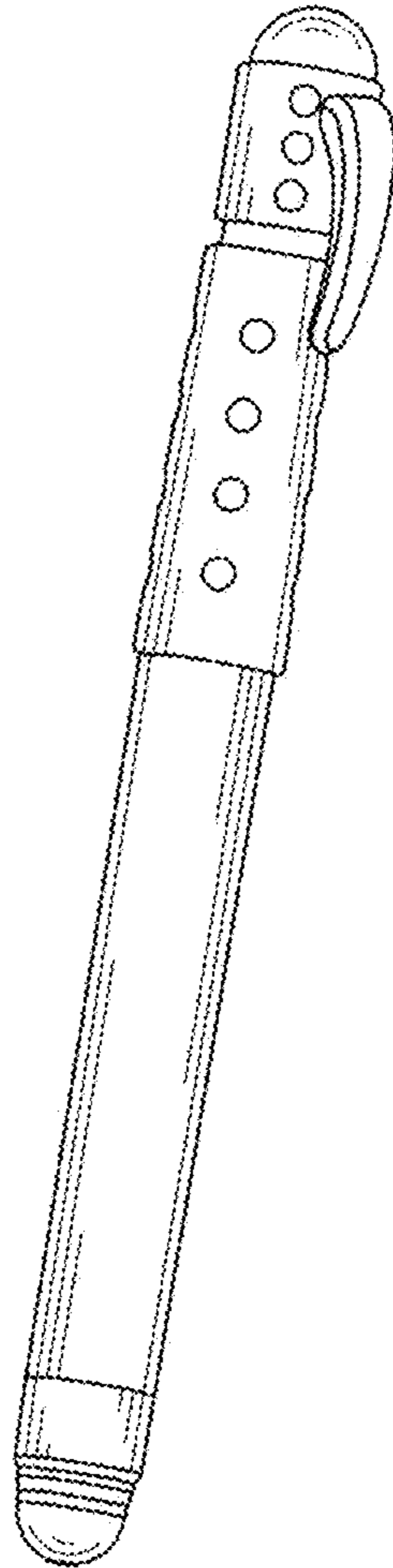


FIG. 1




FIG. 2




FIG. 3





FIG. 4

FIG. 5

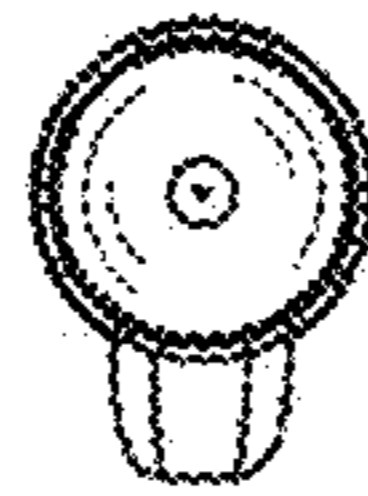


FIG. 6




FIG. 7

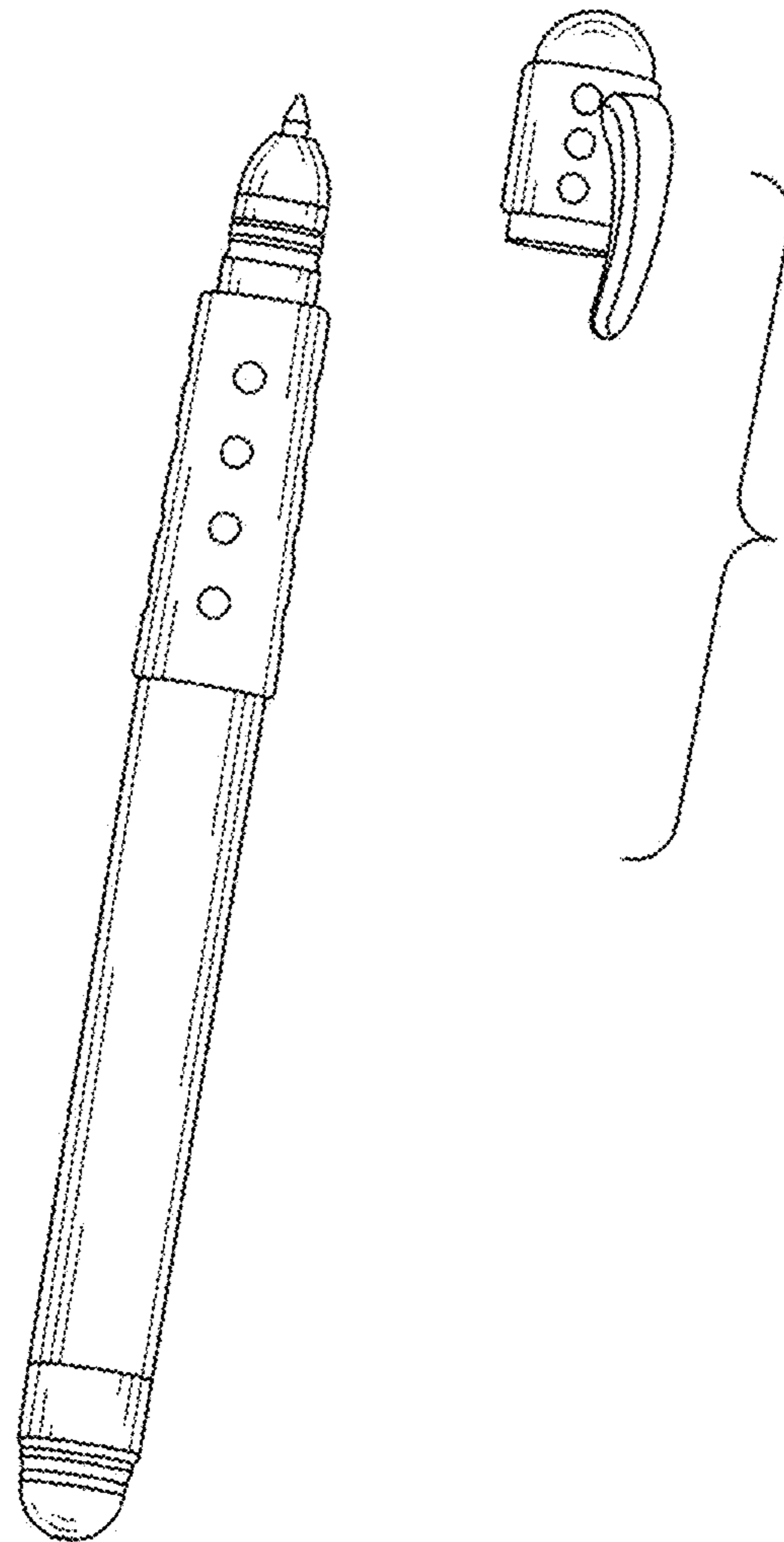


FIG. 8