



US00D782569S

(12) **United States Design Patent**
Matsushita et al.

(10) **Patent No.:** **US D782,569 S**

(45) **Date of Patent:** **** Mar. 28, 2017**

(54) **CARTRIDGE FOR INK JET PRINTER**
(71) Applicant: **Hitachi Industrial Equipment Systems Co., Ltd.**, Tokyo (JP)
(72) Inventors: **Takehiko Matsushita**, Tokyo (JP); **Naomichi Yoshida**, Tokyo (JP); **Akira Miyao**, Tokyo (JP)
(73) Assignee: **HITACHI INDUSTRIAL EQUIPMENT SYSTEMS CO., LTD.**, Tokyo (JP)

D368,275 S * 3/1996 Sakurai D18/56
D399,048 S * 10/1998 Sayre D9/453
D413,485 S * 9/1999 Much D7/392.1
D419,071 S * 1/2000 Peters D9/453
D424,611 S * 5/2000 Gasvoda 347/86
D436,862 S * 1/2001 Witt D9/453
D472,920 S * 4/2003 Ueno D18/56
D665,018 S * 8/2012 Hatch D18/56
8,272,795 B2 * 9/2012 Tanabe B41J 15/044
400/208.1
D687,709 S * 8/2013 Taylor D9/453

* cited by examiner

(**) Term: **14 Years**

Primary Examiner — Cathy Anne MacCormac

(21) Appl. No.: **29/507,556**

(74) *Attorney, Agent, or Firm* — Baker Botts L.L.P.

(22) Filed: **Oct. 29, 2014**

(30) **Foreign Application Priority Data**

Jul. 29, 2014 (JP) 2014-016470

(51) **LOC (10) Cl.** **18-02**

(52) **U.S. Cl.**
USPC **D18/56**

(58) **Field of Classification Search**
USPC D18/12, 40, 43-44, 56; D9/443, D9/453-454, 522, 551, 559-560, 571, D9/574, 564; 347/84-87, 214; 360/132
CPC B41J 2/175; B41J 2/17513; B41J 2/17546; B41J 17/32
See application file for complete search history.

(56) **References Cited**

U.S. PATENT DOCUMENTS

D195,372 S * 6/1963 Worsley D9/439
5,406,320 A * 4/1995 Durst B41J 2/17513
347/87

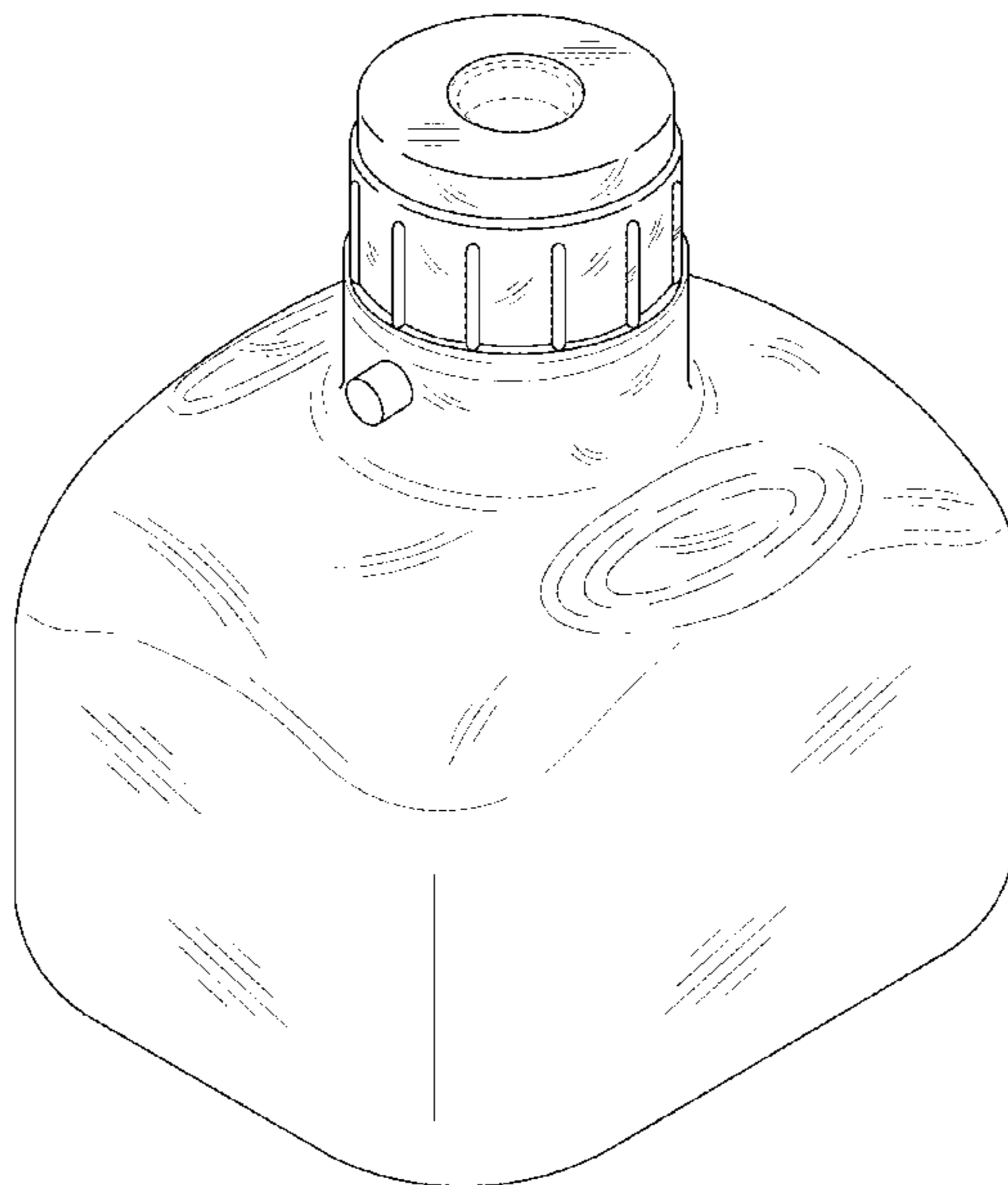
(57) **CLAIM**

We claim the ornamental design for a cartridge for ink jet printer, as shown.

DESCRIPTION

FIG. 1 is a perspective view of a cartridge for ink jet printer showing our new design;
FIG. 2 is a front elevational view thereof;
FIG. 3 is a right side elevational view thereof;
FIG. 4 is a left side elevational view thereof;
FIG. 5 is a top plan view thereof;
FIG. 6 is a bottom plan view thereof; and,
FIG. 7 is a rear elevational view thereof.
The broken lines depict environmental subject matter and form no part of the claimed design.

1 Claim, 7 Drawing Sheets



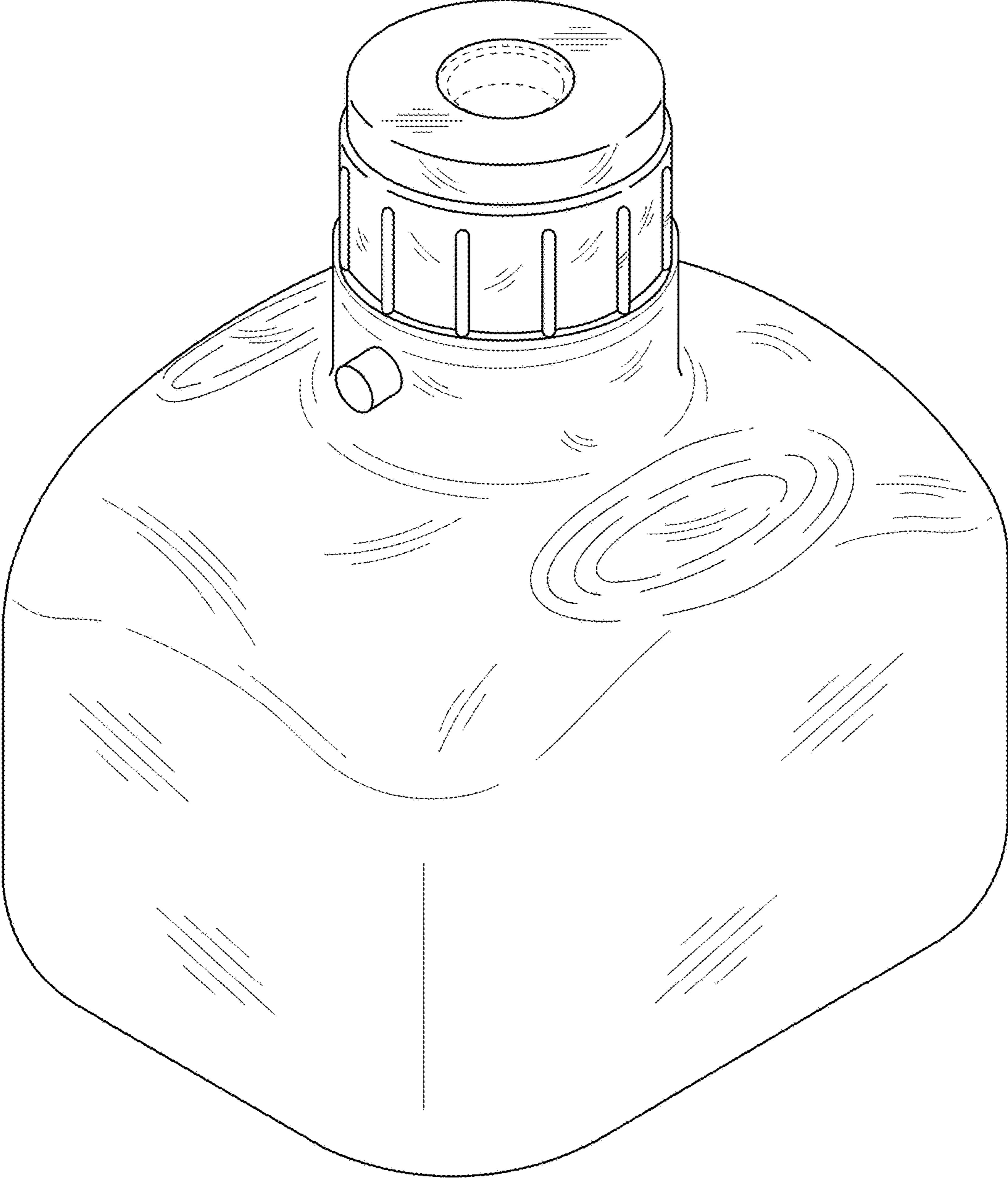


FIG. 1



FIG. 2




FIG. 3




FIG. 4

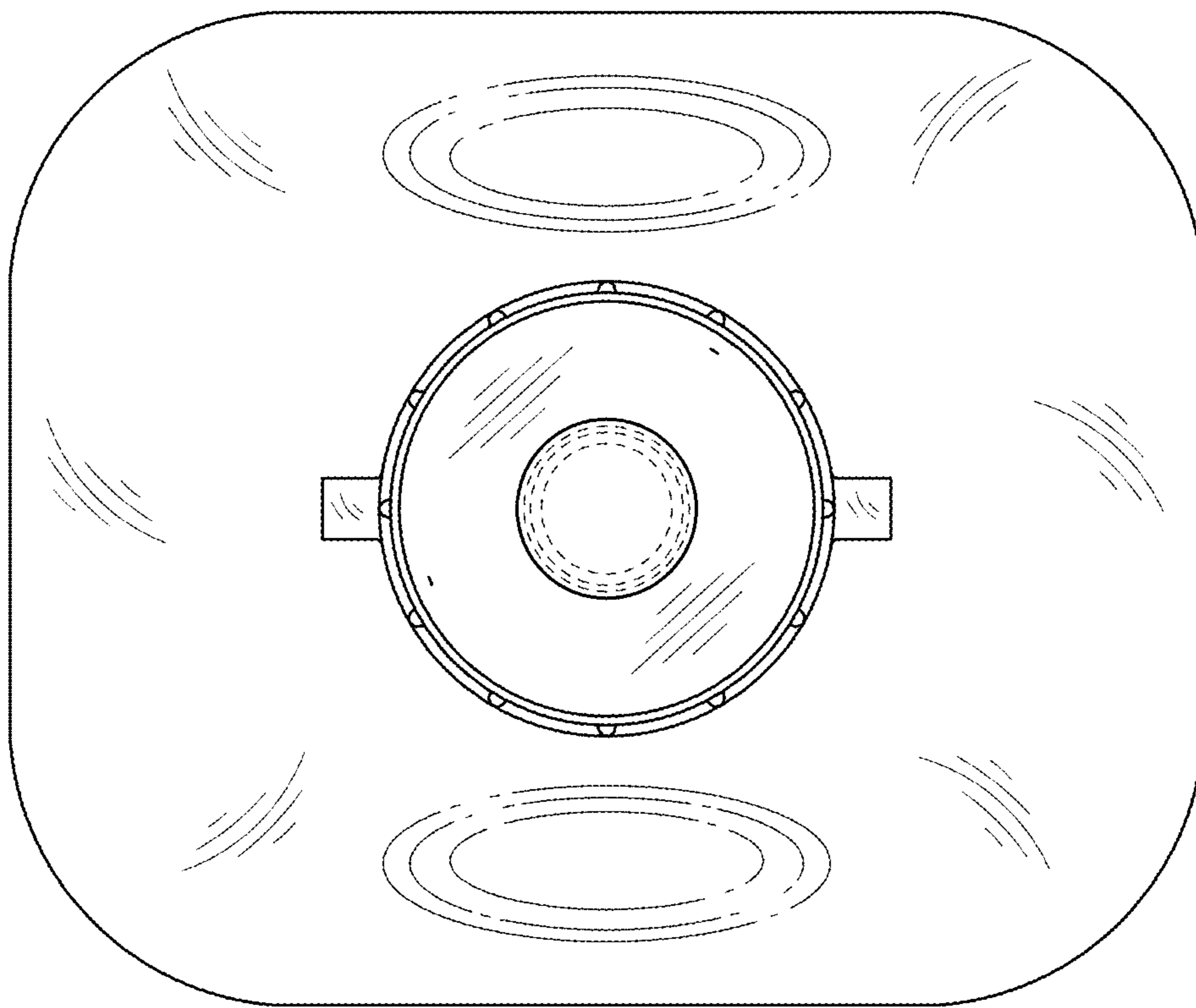


FIG. 5

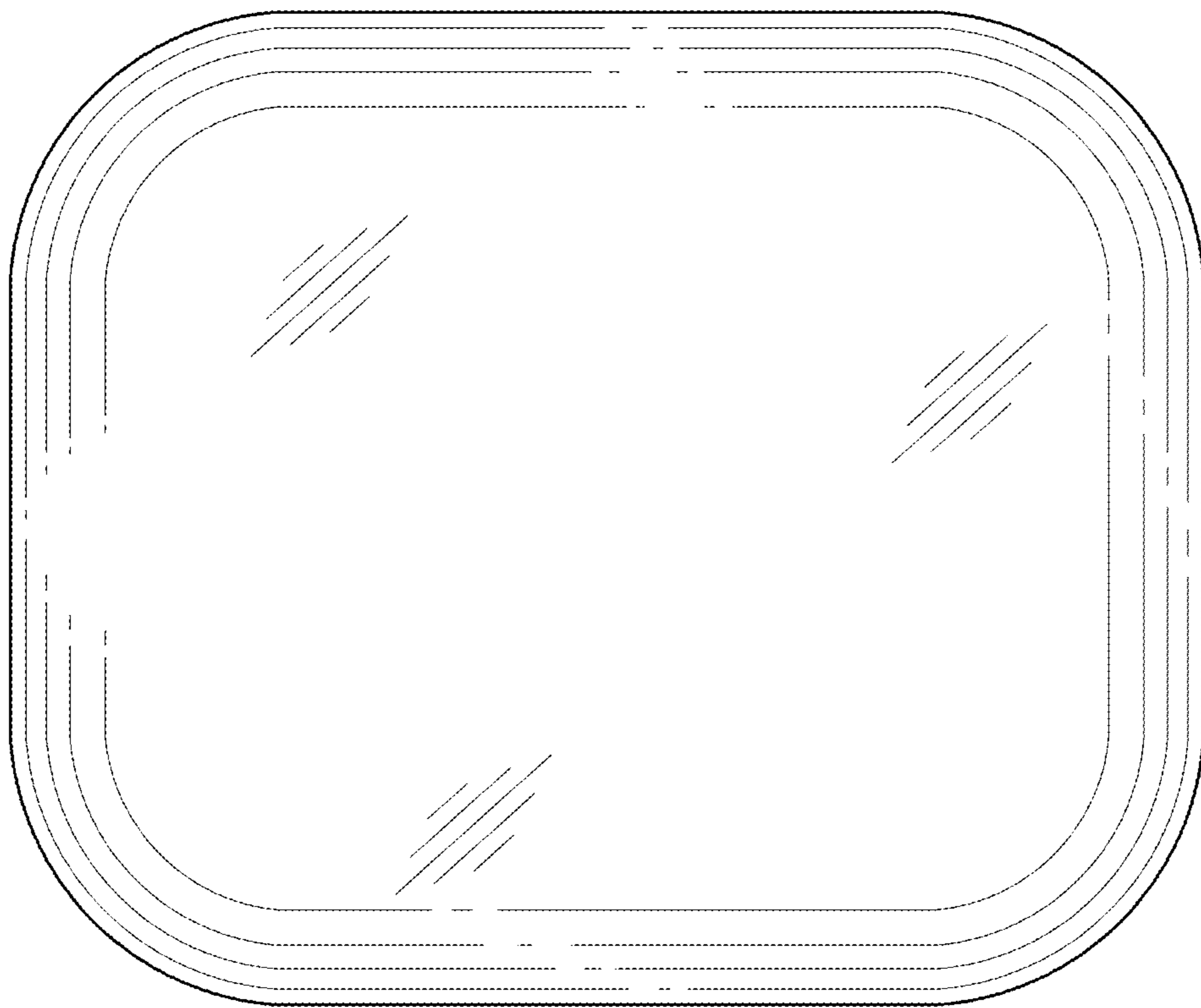


FIG. 6



FIG. 7