

US00D782550S

(12) **United States Design Patent**
Jeong

(10) **Patent No.:** **US D782,550 S**

(45) **Date of Patent:** **** Mar. 28, 2017**

- (54) **CUTTING INSERT**
- (71) Applicant: **TaeguTec Ltd.**, Daegu (KR)
- (72) Inventor: **Chang Won Jeong**, Daegu (KR)
- (73) Assignee: **TaeguTec Ltd.**, Daegu (KR)
- (**) Term: **15 Years**
- (21) Appl. No.: **29/546,460**

D709,540 S *	7/2014	Jung	D15/139
D710,917 S *	8/2014	Jung	D15/139
D714,849 S *	10/2014	Choi	D15/139
D746,347 S *	12/2015	Jung	D15/139
D748,703 S *	2/2016	Nam	D15/139

* cited by examiner

Primary Examiner — Darlington Ly
(74) *Attorney, Agent, or Firm* — Hamre, Schumann,
Mueller & Larson, P.C.

- (22) Filed: **Nov. 23, 2015**
- (51) **LOC (10) Cl.** **15-09**
- (52) **U.S. Cl.**
USPC **D15/139**
- (58) **Field of Classification Search**
USPC D15/131, 138, 139, 140; D8/70; 407/72,
407/113, 114
CPC . B23C 5/109; B23C 5/207; B23C 2200/0455;
B23C 2200/0461; B23C 2200/0477;
B23C 2200/0483; B23C 2200/0494
See application file for complete search history.

(57) **CLAIM**

The ornamental design for a cutting insert, as shown and described.

DESCRIPTION


FIG. 1 is a perspective view of a cutting insert showing my new design;
FIG. 2 is a front elevational view thereof;
FIG. 3 is a rear elevational view thereof;
FIG. 4 is a left side view thereof;
FIG. 5 is a right side view thereof;
FIG. 6 is a top plan view thereof; and,
FIG. 7 is a bottom plan view thereof.
The broken lines depict portions of the cutting insert that form no part of the claimed design. The dash-dot-dash broken lines define the boundary of the design and form no part of the claimed design. The surface shading in the drawings depict the character or contour of the surfaces represented.

(56) **References Cited**

U.S. PATENT DOCUMENTS

D487,755 S *	3/2004	Kasperik	D15/139
D488,491 S *	4/2004	Kasperik	D15/139
D526,339 S *	8/2006	Shanley	D15/139
D573,617 S *	7/2008	Pinchot	D15/139
D577,751 S *	9/2008	Pinchot	D15/139
D635,598 S *	4/2011	Widin	D15/139
D687,078 S *	7/2013	Shibata	D15/139
D692,036 S *	10/2013	Schleicher	D15/139

1 Claim, 5 Drawing Sheets



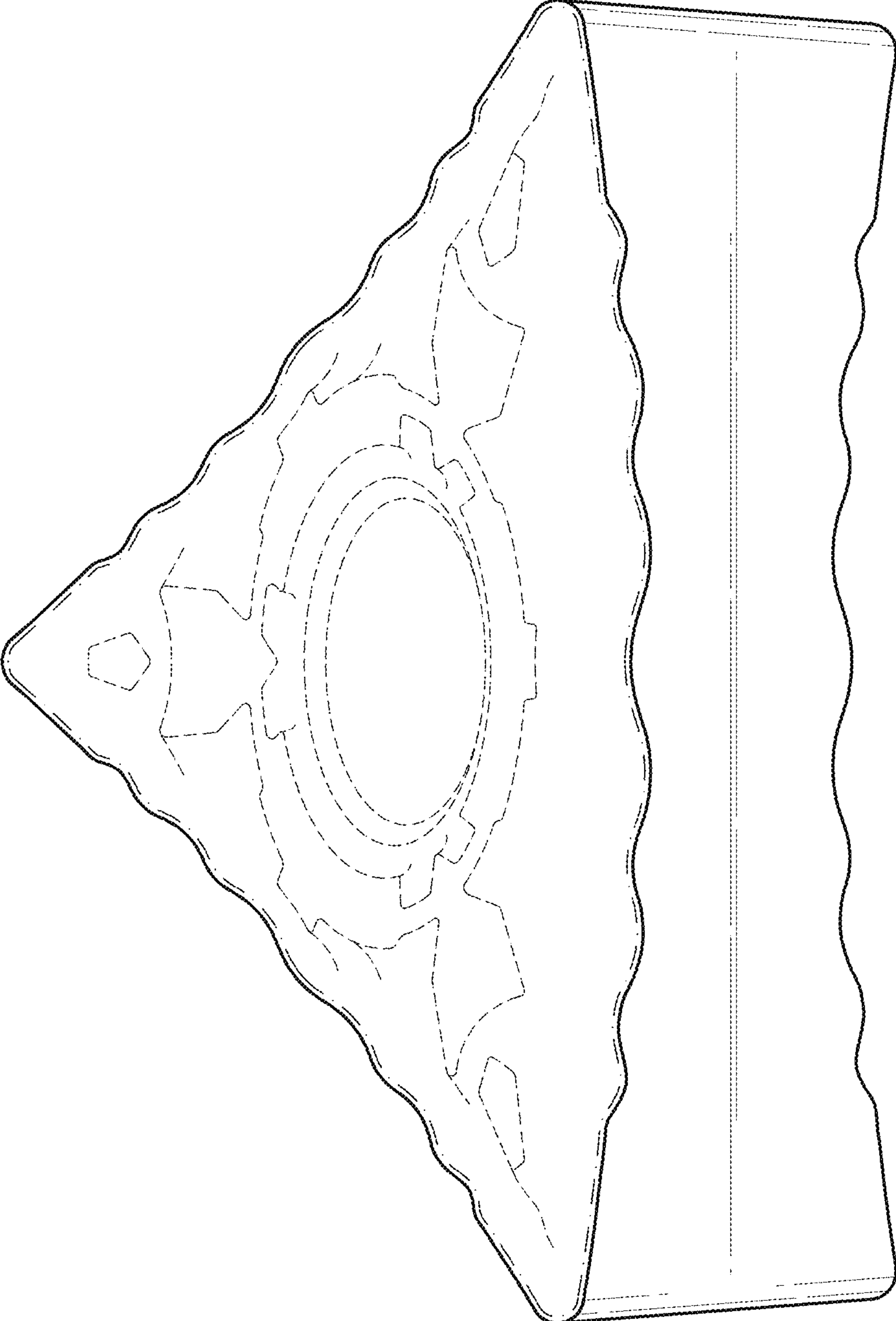


Fig. 1

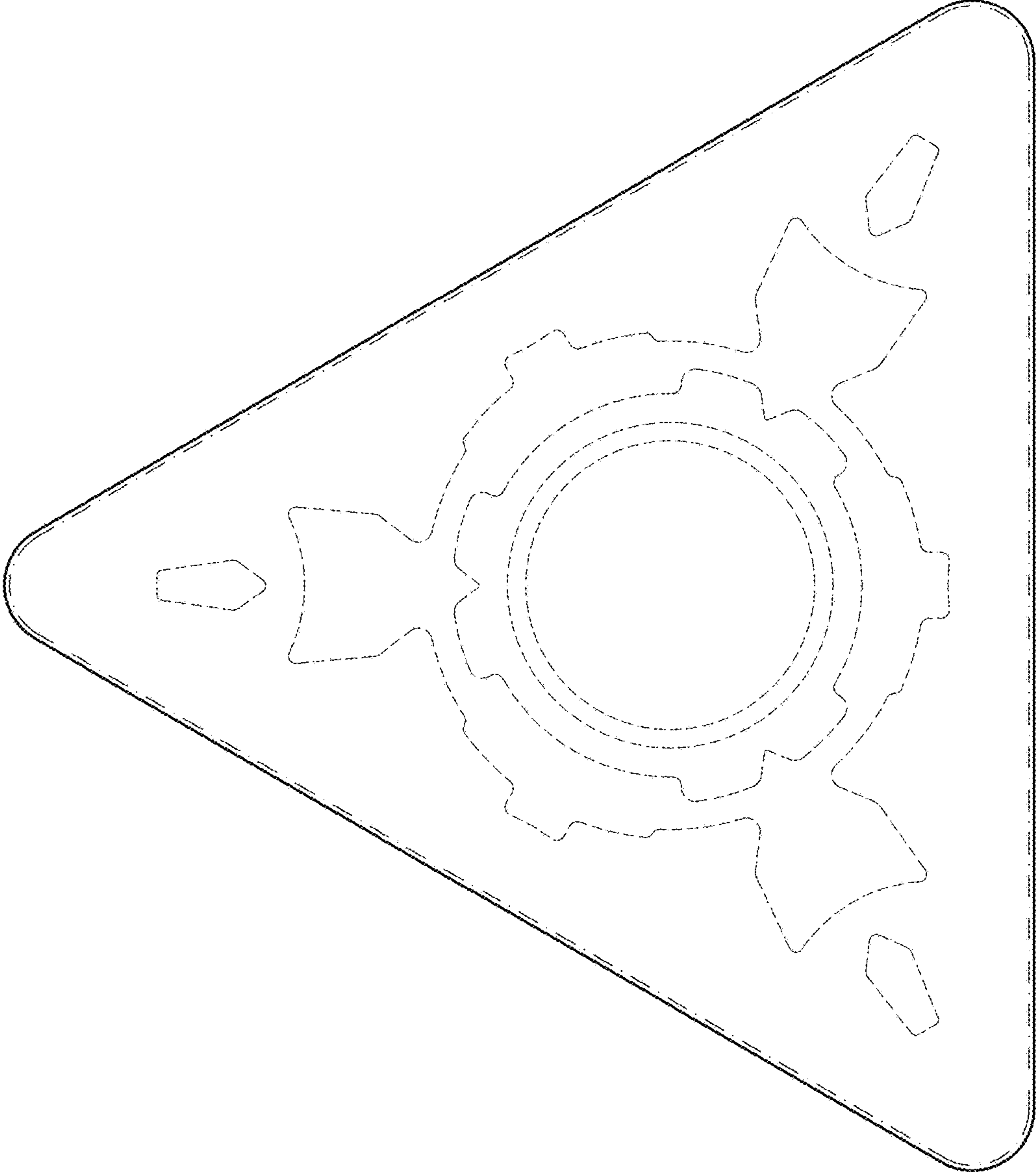


Fig. 2

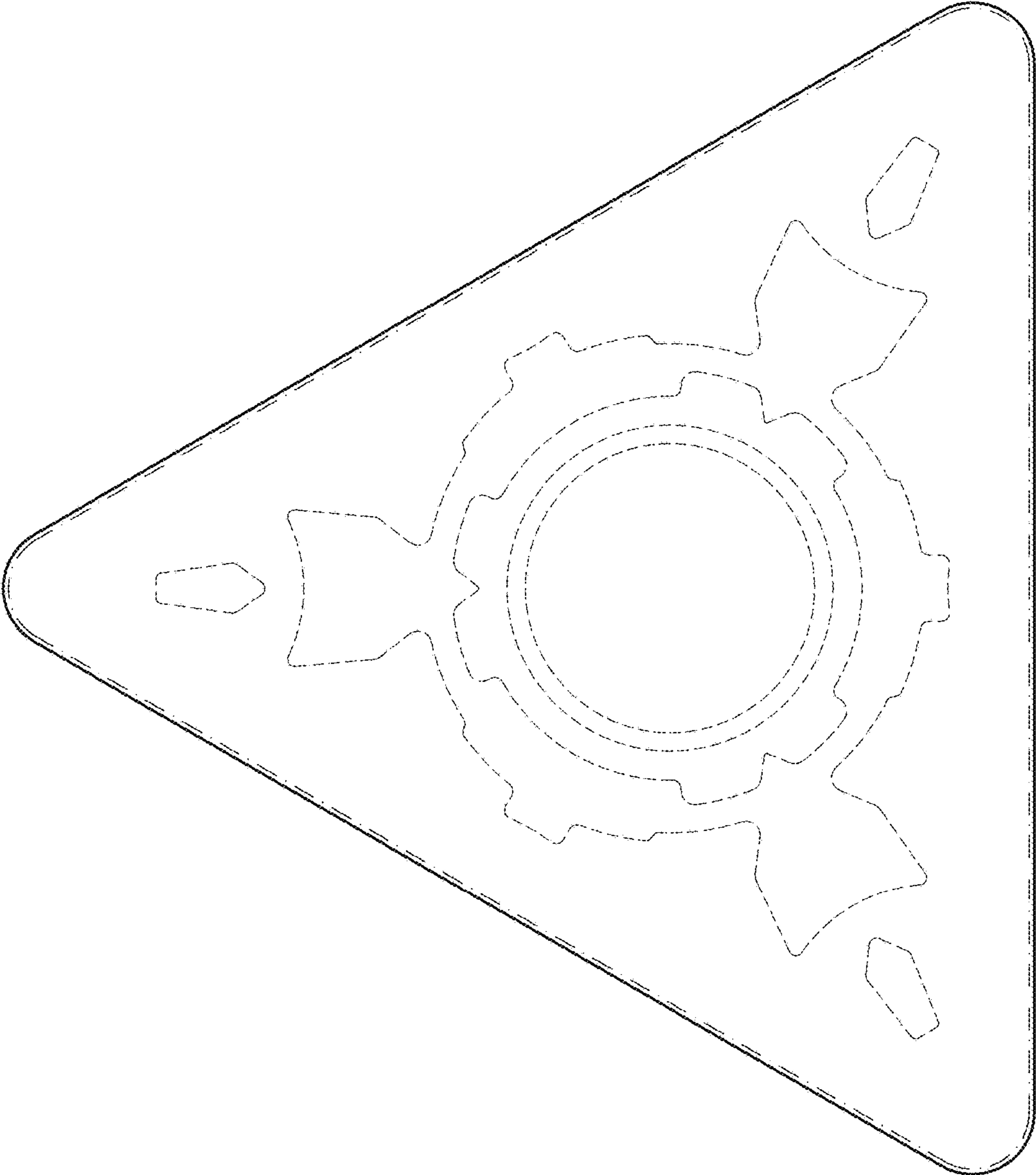


Fig. 3

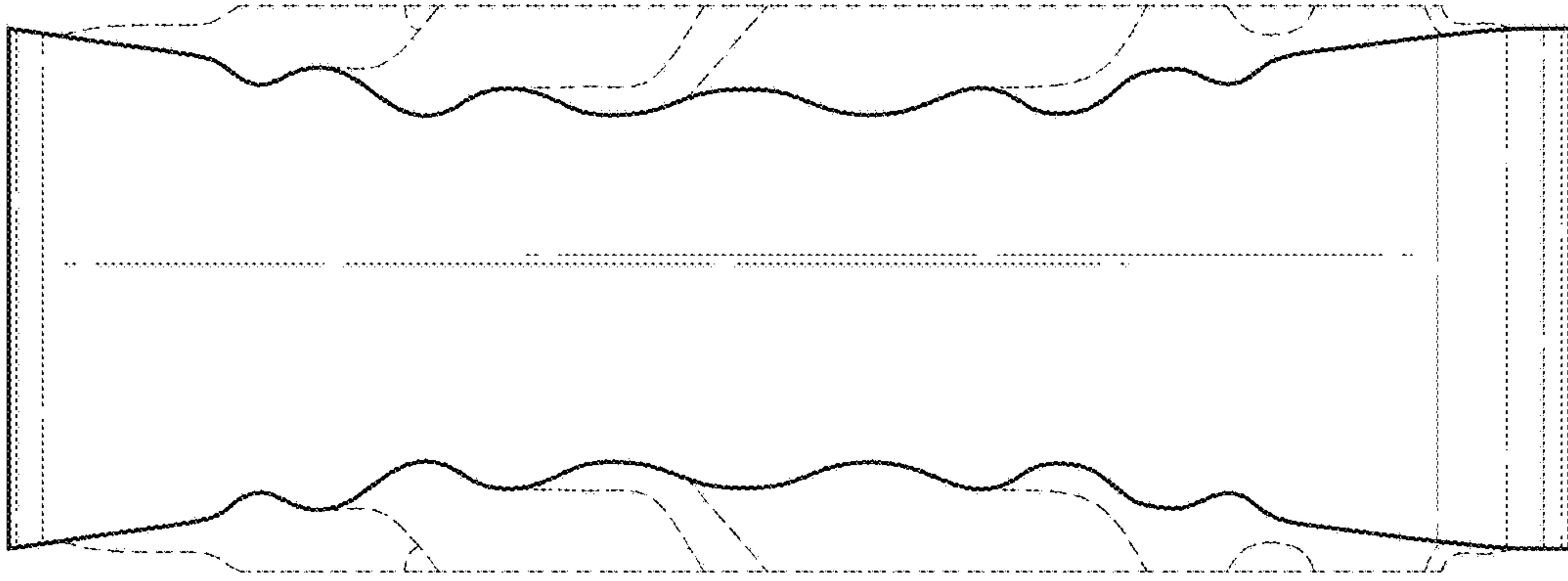


Fig. 5

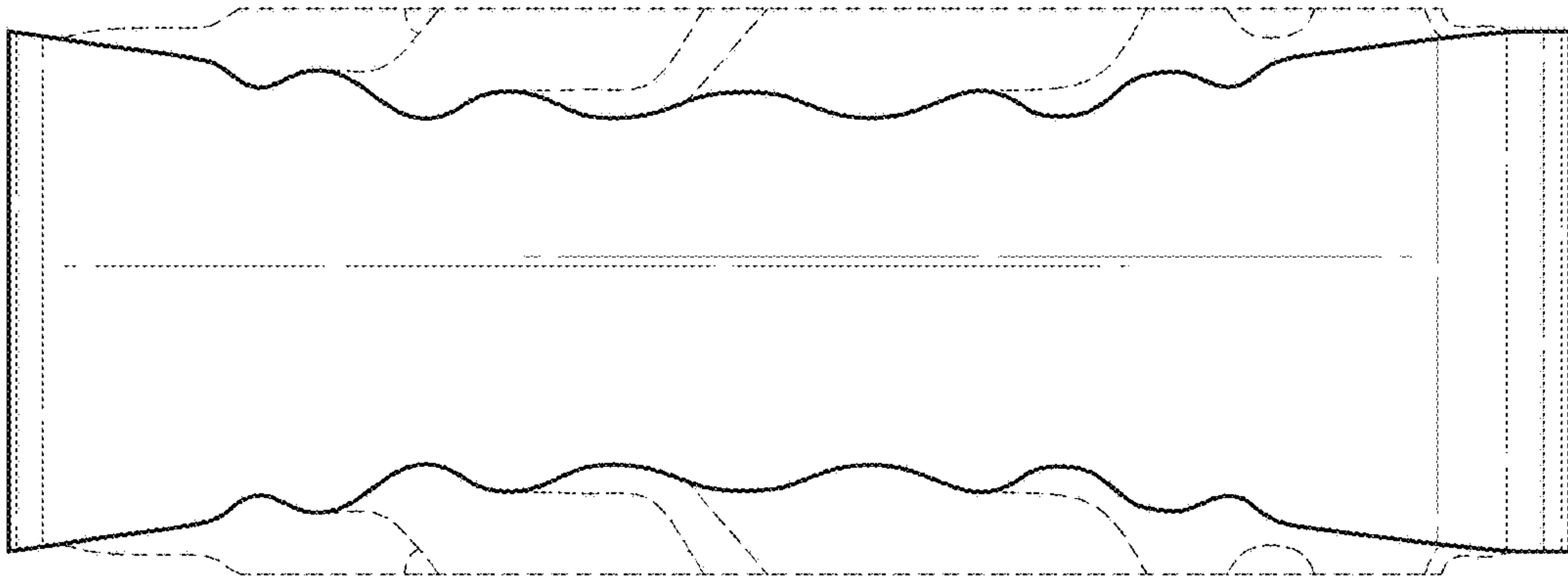


Fig. 4

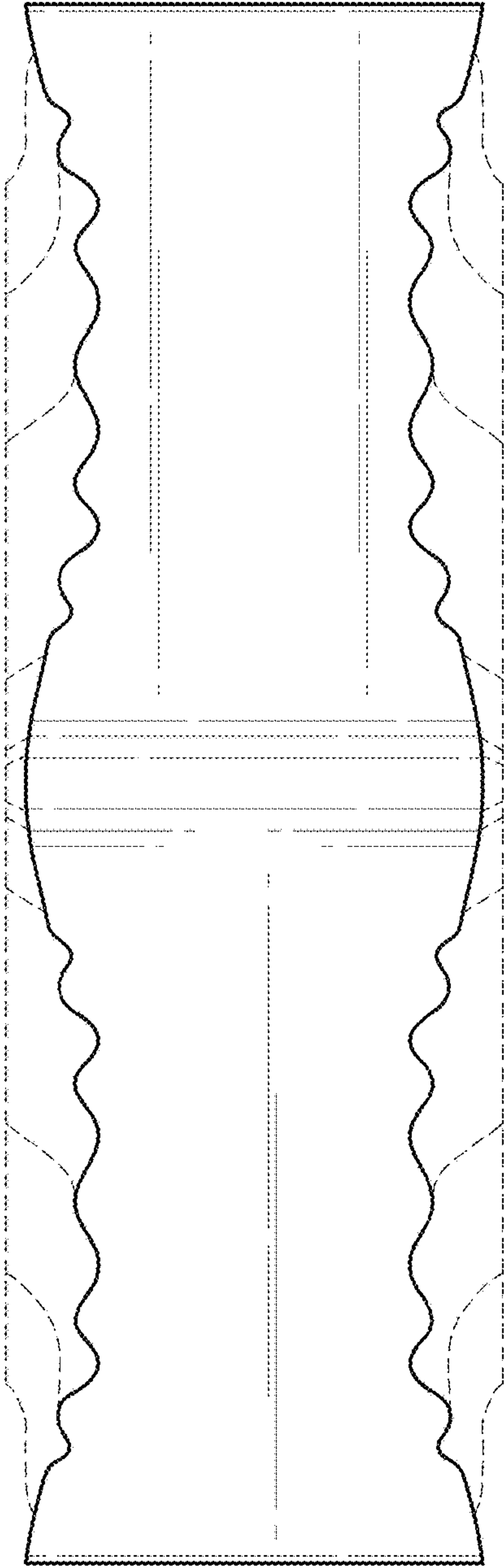


Fig. 6

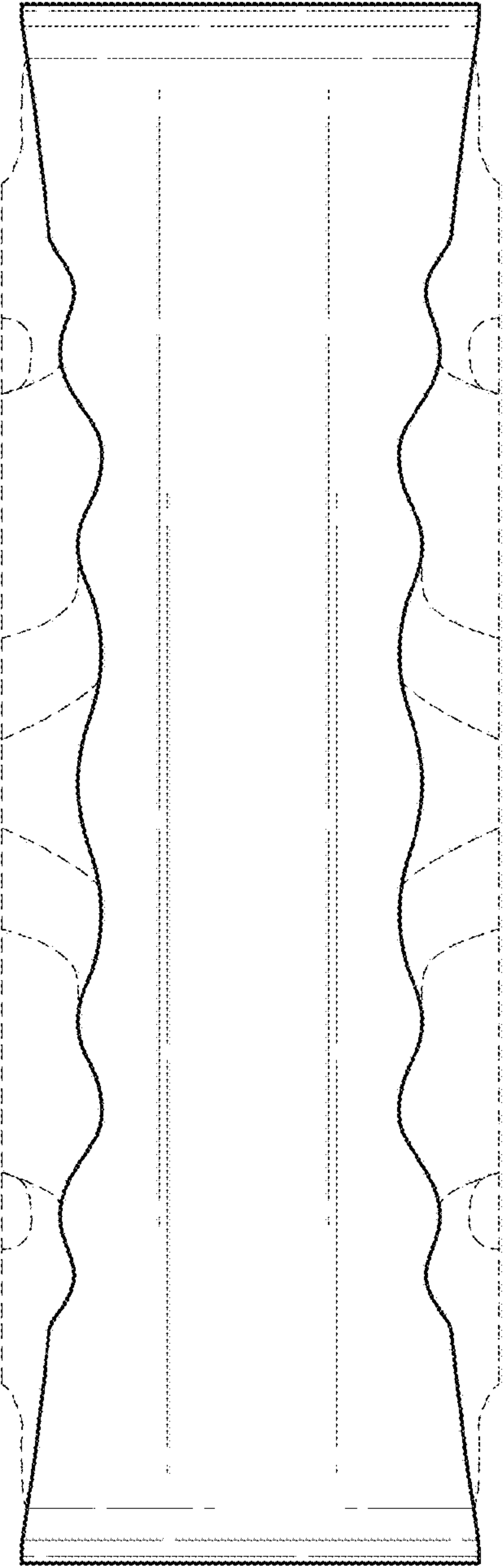


Fig. 7