



US00D782490S

(12) **United States Design Patent**  
**Lee**

(10) **Patent No.:** **US D782,490 S**  
(45) **Date of Patent:** **\*\* Mar. 28, 2017**

(54) **PORTABLE LAPTOP STAND WITH A  
SUPPORT CHANNEL FOR PORTABLE  
MONITORS**

(71) Applicant: **Eric Yishun Lee**, Granada Hills, CA  
(US)

(72) Inventor: **Eric Yishun Lee**, Granada Hills, CA  
(US)

(73) Assignee: **Eric Yishun Lee**, Granada Hills, CA  
(US)

(\*\*) Term: **15 Years**

(21) Appl. No.: **29/546,541**

(22) Filed: **Nov. 23, 2015**

(51) **LOC (10) Cl.** ..... **08-07**

(52) **U.S. Cl.**  
USPC ..... **D14/447**

(58) **Field of Classification Search**  
USPC ..... D14/447, 432, 434, 439, 440, 451, 452,  
D14/457, 239; D8/363, 373, 380;  
D6/406.3, 406.4, 406.5, 406.6; D12/415  
CPC ..... A47B 21/04; A47B 2097/006; A47B  
2097/005; A47B 2023/049; A45C  
2011/002; A45C 2011/003; F16M  
2200/00; F16M 13/00  
See application file for complete search history.

(56) **References Cited**

**U.S. PATENT DOCUMENTS**

D413,110 S \* 8/1999 Sweere ..... D14/447  
D508,916 S \* 8/2005 Lee ..... D14/434

D549,232 S \* 8/2007 Li ..... D14/434  
D584,075 S \* 1/2009 Hung ..... D14/239  
D593,568 S \* 6/2009 Hsieh ..... D14/451  
D621,840 S \* 8/2010 Buncher ..... D14/447  
D649,153 S \* 11/2011 Symons ..... D14/447  
D676,053 S \* 2/2013 Izen ..... D14/447  
D717,306 S \* 11/2014 Clouser ..... D14/447  
D742,863 S \* 11/2015 Aoyagi ..... D14/239  
D760,723 S \* 7/2016 Won ..... D14/447  
D760,724 S \* 7/2016 Kang ..... D14/447  
D771,635 S \* 11/2016 Kuo ..... D14/434

\* cited by examiner

*Primary Examiner* — Angela J Lee


(57) **CLAIM**

The ornamental design for a portable laptop stand with a support channel for portable monitors, as shown and described.

**DESCRIPTION**

FIG. 1 is a front perspective view of a portable laptop stand with a support channel for portable monitors showing my new design;  
FIG. 2 is a rear perspective view thereof;  
FIG. 3 is a right side perspective view thereof;  
FIG. 4 is a right side view thereof; and,  
FIG. 5 is a bottom view thereof.

**1 Claim, 5 Drawing Sheets**






Fig. 1

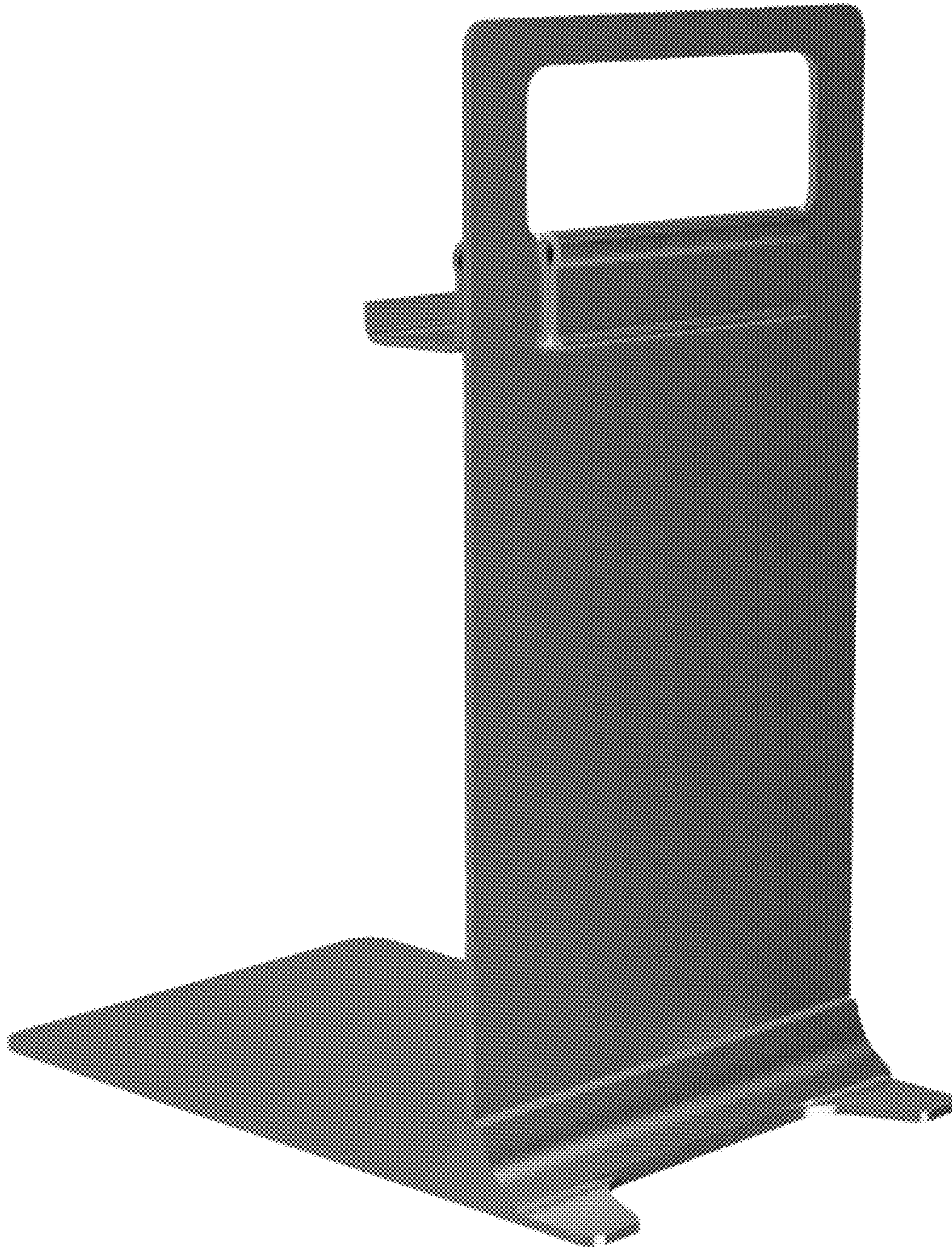


Fig. 2



Fig. 3

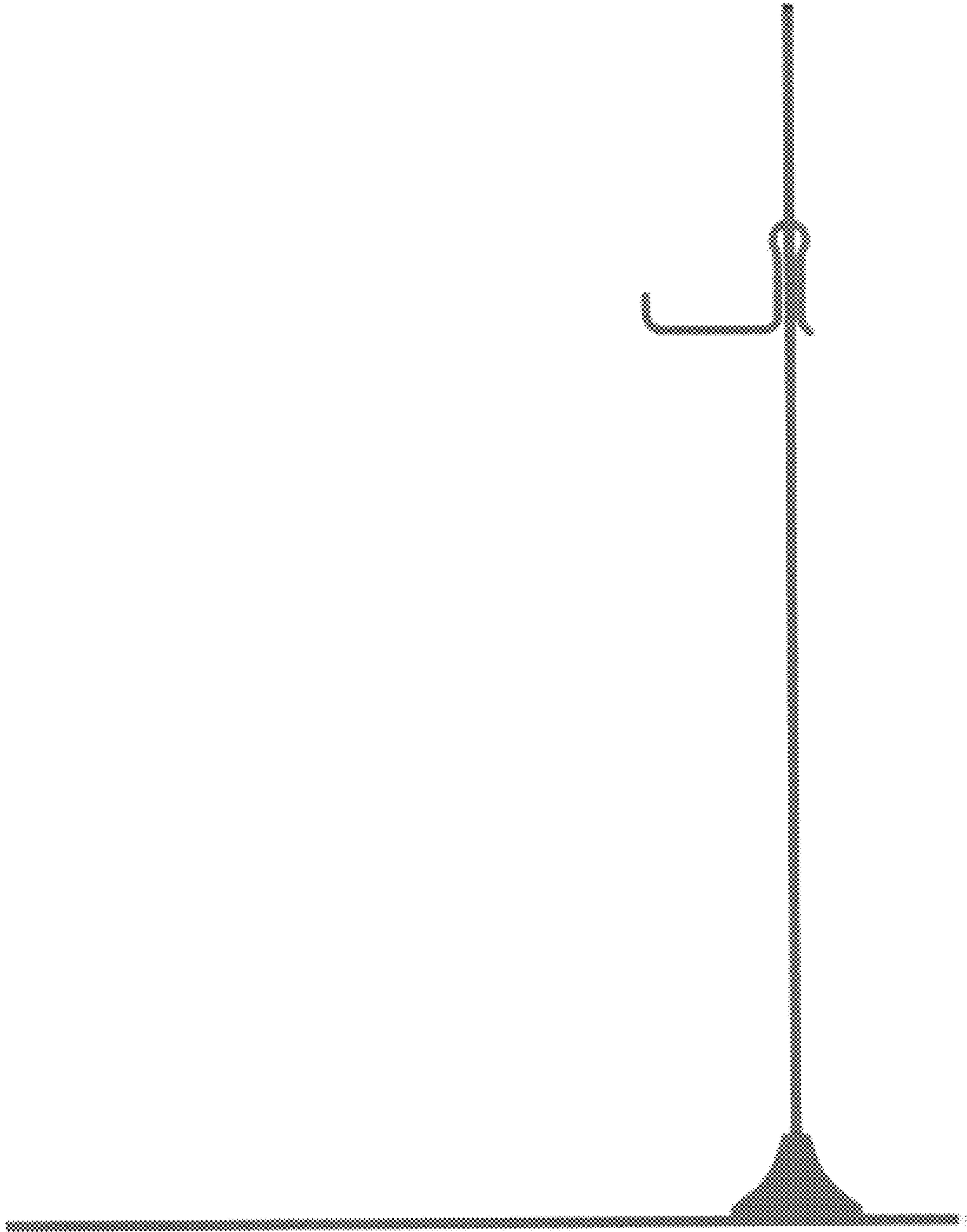


Fig. 4




FIG. 5